

Measurement of the top quark mass with the template method in the $t\bar{t} \rightarrow \text{lepton} + \text{jets}$ channel using ATLAS data

The ATLAS Collaboration*

CERN, 1211 Geneva 23, Switzerland

Received: 26 March 2012 / Revised: 17 May 2012 / Published online: 21 June 2012

© CERN for the benefit of the ATLAS collaboration 2012. This article is published with open access at Springerlink.com

Abstract The top quark mass has been measured using the template method in the $t\bar{t} \rightarrow \text{lepton} + \text{jets}$ channel based on data recorded in 2011 with the ATLAS detector at the LHC. The data were taken at a proton-proton centre-of-mass energy of $\sqrt{s} = 7$ TeV and correspond to an integrated luminosity of 1.04 fb^{-1} . The analyses in the $e + \text{jets}$ and $\mu + \text{jets}$ decay channels yield consistent results. The top quark mass is measured to be $m_{\text{top}} = 174.5 \pm 0.6_{\text{stat}} \pm 2.3_{\text{syst}}$ GeV.

1 Introduction

The top quark mass (m_{top}) is a fundamental parameter of the Standard Model (SM) of particle physics. Due to its large mass, the top quark gives large contributions to electroweak radiative corrections. Together with precision electroweak measurements, the top quark mass can be used to derive constraints on the masses of the as yet unobserved Higgs boson [1, 2], and of heavy particles predicted by extensions of the SM. After the discovery of the top quark in 1995, much work has been devoted to the precise measurement of its mass. The present average value of $m_{\text{top}} = 173.2 \pm 0.6_{\text{stat}} \pm 0.8_{\text{syst}}$ GeV [3] is obtained from measurements at the Tevatron performed by CDF and DØ with Run I and Run II data corresponding to integrated luminosities of up to 5.8 fb^{-1} . At the LHC, m_{top} has been measured by CMS in $t\bar{t}$ events in which both W bosons from the top quark decays themselves decay into a charged lepton and a neutrino [4].

The main methodology used to determine m_{top} at hadron colliders consists of measuring the invariant mass of the decay products of the top quark candidates and deducing m_{top} using sophisticated analysis methods. The most precise measurements of this type use the $t\bar{t} \rightarrow \text{lepton} + \text{jets}$ channel, i.e. the decay $t\bar{t} \rightarrow \ell\nu b_{\ell} q_1 q_2 b_{\text{had}}$ with $\ell = e, \mu$, where one of the W bosons from the $t\bar{t}$ decay decays into a charged

lepton and a neutrino and the other into a pair of quarks, and where $b_{\ell} (b_{\text{had}})$ denotes the b -quark associated to the leptonic (hadronic) W boson decay. In this paper these $t\bar{t}$ decay channels are referred to as $e + \text{jets}$ and $\mu + \text{jets}$ channels.

In the template method, simulated distributions are constructed for a chosen quantity sensitive to the physics observable under study, using a number of discrete values of that observable. These templates are fitted to functions that interpolate between different input values of the physics observable, fixing all other parameters of the functions. In the final step a likelihood fit to the observed data distribution is used to obtain the value for the physics observable that best describes the data. In this procedure, the experimental distributions are constructed such that they are unbiased estimators of the physics observable used as an input parameter in the signal Monte Carlo samples. Consequently, the top quark mass determined this way from data corresponds to the mass definition used in the Monte Carlo. It is expected [5] that the difference between this mass definition and the pole mass is of order 1 GeV.

The precision of the measurement of m_{top} is limited mainly by the systematic uncertainty from a few sources. In this paper two different estimators for m_{top} are developed, which have only a small statistical correlation and use different strategies to reduce the impact of these sources on the final uncertainty. This choice translates into different sensitivities to the uncertainty sources for the two estimators. The first implementation of the template method is a one-dimensional template analysis (1d-analysis), which is based on the observable R_{32} , defined as the per event ratio of the reconstructed invariant masses of the top quark and the W boson reconstructed from three and two jets respectively. For each event, an event likelihood is used to select the jet triplet assigned to the hadronic decays of the top quark and the W boson amongst the jets present in the event. The second implementation is a two-dimensional template analysis (2d-analysis), which simultaneously determines m_{top} and a global jet energy scale factor (JSF) from the reconstructed

* e-mail: atlas.publications@cern.ch

invariant masses of the top quark and the W boson. This method utilises a χ^2 fit that constrains the reconstructed invariant mass of the W boson candidate to the world-average W boson mass measurement [6].

The paper is organised as follows: details of the ATLAS detector are given in Sect. 2, the data and Monte Carlo simulation samples are described in Sect. 3. The common part of the event selections is given in Sect. 4, followed by analysis-specific requirements detailed in Sect. 5. The specific details of the two analyses are explained in Sect. 6 and Sect. 7. The measurement of m_{top} is given in Sect. 8, where the evaluation of the systematic uncertainties is discussed in Sect. 8.1, and the individual results and their combination are reported in Sect. 8.2. Finally, the summary and conclusions are given in Sect. 9.

2 The ATLAS detector

The ATLAS detector [7] at the LHC covers nearly the entire solid angle around the collision point.¹ It consists of an inner tracking detector surrounded by a thin superconducting solenoid, electromagnetic and hadronic calorimeters, and an external muon spectrometer incorporating three large superconducting toroid magnet assemblies.

The inner-detector system is immersed in a 2T axial magnetic field and provides charged particle tracking in the range $|\eta| < 2.5$. The high-granularity silicon pixel detector covers the vertex region and provides typically three measurements per track, followed by the silicon microstrip tracker which provides four measurements from eight strip layers. These silicon detectors are complemented by the transition radiation tracker, which enables extended track reconstruction up to $|\eta| = 2.0$. In giving typically more than 30 straw-tube measurements per track, the transition radiation tracker improves the inner detector momentum resolution, and also provides electron identification information.

The calorimeter system covers the pseudorapidity range $|\eta| < 4.9$. Within the region $|\eta| < 3.2$, electromagnetic calorimetry is provided by barrel and end cap lead/liquid argon (LAr) electromagnetic calorimeters, with an additional thin LAr presampler covering $|\eta| < 1.8$ to correct for energy loss in material upstream of the calorimeters. Hadronic calorimetry is provided by the steel/scintillating-tile calorimeter, segmented into three barrel structures

¹ATLAS uses a right-handed coordinate system with its origin at the nominal interaction point (IP) in the centre of the detector and the z -axis along the beam pipe. The x -axis points from the IP to the centre of the LHC ring, and the y axis points upward. Cylindrical coordinates (r, ϕ) are used in the transverse plane, ϕ being the azimuthal angle around the beam pipe. The pseudorapidity is defined in terms of the polar angle θ as $\eta = -\ln \tan(\theta/2)$. Transverse momentum and energy are defined as $p_T = p \sin \theta$ and $E_T = E \sin \theta$, respectively.

within $|\eta| < 1.7$, and two copper/LAr hadronic endcap calorimeters. The solid angle coverage is completed with forward copper/LAr and tungsten/LAr calorimeter modules optimised for electromagnetic and hadronic measurements respectively.

The muon spectrometer comprises separate trigger and high-precision tracking chambers measuring the deflection of muons in a magnetic field with a bending integral up to 8 Tm in the central region, generated by three superconducting air-core toroids. The precision chamber system covers the region $|\eta| < 2.7$ with three layers of monitored drift tubes, complemented by cathode strip chambers in the forward region. The muon trigger system covers the range $|\eta| < 2.4$ with resistive plate chambers in the barrel, and thin gap chambers in the endcap regions.

A three-level trigger system is used. The first level trigger is implemented in hardware and uses a subset of detector information to reduce the event rate to a design value of at most 75 kHz. This is followed by two software-based trigger levels, which together reduce the event rate to about 300 Hz.

3 Data and Monte Carlo samples

In this paper, data from LHC proton-proton collisions are used, collected at a centre-of-mass energy of $\sqrt{s} = 7$ TeV with the ATLAS detector during March–June 2011. An integrated luminosity of 1.04 fb^{-1} is included.

Simulated $t\bar{t}$ events and single top quark production are both generated using the Next-to-Leading Order (NLO) Monte Carlo program MC@NLO [8, 9] with the NLO parton density function set CTEQ6.6 [10]. Parton showering and underlying event (i.e. additional interactions of the partons within the protons that underwent the hard interaction) are modelled using the HERWIG [11] and JIMMY [12] programs. For the construction of signal templates, the $t\bar{t}$ and single top quark production samples are generated for different assumptions on m_{top} using six values (in GeV) namely (160, 170, 172.5, 175, 180, 190), and with the largest samples at $m_{\text{top}} = 172.5$ GeV. All $t\bar{t}$ samples are normalised to the corresponding cross-sections, obtained with the latest theoretical computation approximating the NNLO prediction and implemented in the HATHOR package [13]. The predicted $t\bar{t}$ cross-section for a top quark mass of $m_{\text{top}} = 172.5$ GeV is 164.6 pb, with an uncertainty of about 8 %.

The production of W bosons or Z bosons in association with jets is simulated using the ALPGEN generator [14] interfaced to the HERWIG and JIMMY packages. Diboson production processes (WW , WZ and ZZ) are produced using the HERWIG generator. All Monte Carlo samples are generated with additional multiple soft proton-proton interactions. These simulated events are re-weighted such that the

distribution of the number of interactions per bunch crossing (pileup) in the simulated samples matches that in the data. The mean number of primary vertices per bunch crossing for the data of this analysis is about four. The samples are then processed through the GEANT4 [15] simulation [16] and the reconstruction software of the ATLAS detector.

4 Event selection

In the signal events the main reconstructed objects in the detector are electron and muon candidates as well as jets and missing transverse momentum (E_T^{miss}). An electron candidate is defined as an energy deposit in the electromagnetic calorimeter with an associated well-reconstructed track. Electron candidates are required to have transverse energy $E_T > 25$ GeV and $|\eta_{\text{cluster}}| < 2.47$, where η_{cluster} is the pseudorapidity of the electromagnetic cluster associated with the electron. Candidates in the transition region between the barrel and end-cap calorimeter, i.e. candidates fulfilling $1.37 < |\eta_{\text{cluster}}| < 1.52$, are excluded. Muon candidates are reconstructed from track segments in different layers of the muon chambers. These segments are combined starting from the outermost layer, with a procedure that takes material effects into account, and matched with tracks found in the inner detector. The final candidates are refitted using the complete track information, and are required to satisfy $p_T > 20$ GeV and $|\eta| < 2.5$. Isolation criteria, which restrict the amount of energy deposits near the candidates, are applied to both electron and muon candidates to reduce the background from hadrons mimicking lepton signatures and backgrounds from heavy flavour decays inside jets. For electrons, the energy not associated to the electron cluster and contained in a cone of $\Delta R = \sqrt{\Delta\phi^2 + \Delta\eta^2} = 0.2$ must not exceed 3.5 GeV, after correcting for energy deposits from pileup, which in the order of 0.5 GeV. For muons, the sum of track transverse momenta and the total energy deposited in a cone of $\Delta R = 0.3$ around the muon are both required to be less than 4 GeV.

Jets are reconstructed with the anti- k_t algorithm [17] with $R = 0.4$, starting from energy clusters of adjacent calorimeter cells called topological clusters [18]. These jets are calibrated first by correcting the jet energy using the scale established for electromagnetic objects (EM scale) and then performing a further correction to the hadronic energy scale using correction factors, that depend on energy and η , obtained from simulation and validated with data [19]. Jet quality criteria [20] are applied to identify and reject jets reconstructed from energies not associated to energy deposits in the calorimeters originating from particles emerging from the bunch crossing under study. The jets failing the quality criteria, which may have been reconstructed from various sources such as calorimeter noise, non-collision beam-

related background, and cosmic-ray induced showers, can efficiently be identified [20].

The reconstruction of E_T^{miss} is based upon the vector sum of calorimeter energy deposits projected onto the transverse plane. It is reconstructed from topological clusters, calibrated at the EM scale and corrected according to the energy scale of the associated physics object. Contributions from muons are included by using their momentum measured from the track and muon spectrometer systems in the E_T^{miss} reconstruction.

Muons reconstructed within a $\Delta R = 0.4$ cone of a jet satisfying $p_T > 20$ GeV are removed to reduce the contamination caused by muons from hadron decays within jets. Subsequently, jets within $\Delta R = 0.2$ of an electron candidate are removed to avoid double counting, which can occur because electron clusters are usually also reconstructed as jets.

Reconstruction of top quark pair events is facilitated by the ability to tag jets originating from the hadronisation of b -quarks. For this purpose, a neural-net-based algorithm [21], relying on vertex properties such as the decay length significance, is applied. The chosen working point of the algorithm corresponds to a b -tagging efficiency of 70 % for jets originating from b -quarks in simulated $t\bar{t}$ events and a light quark jet rejection factor of about 100. Irrespective of their origin, jets tagged by this algorithm are called b -jets in the following, whereas those not tagged are called light jets.

The signal is characterised by an isolated lepton with relatively high p_T , E_T^{miss} arising from the neutrino from the leptonic W boson decay, two b -quark jets, and two light quark jets from the hadronic W boson decay. The selection of events consists of a series of requirements on general event quality and the reconstructed objects designed to select the event topology described above. The following event selections are applied:

- it is required that the appropriate single electron or single muon trigger has fired (with thresholds at 20 GeV and 18 GeV, respectively);
- the event must contain one and only one reconstructed lepton with $E_T > 25$ GeV for electrons and $p_T > 20$ GeV for muons which, for the $e + \text{jets}$ channel, should also match the corresponding trigger object;
- in the $\mu + \text{jets}$ channel, $E_T^{\text{miss}} > 20$ GeV and in addition $E_T^{\text{miss}} + m_W^T > 60$ GeV is required;²
- in the $e + \text{jets}$ channel more stringent cuts on E_T^{miss} and m_W^T are required because of the higher level of QCD multijet background, these being $E_T^{\text{miss}} > 35$ GeV and $m_W^T > 25$ GeV;

²Here m_W^T is the W -boson transverse mass, defined as $\sqrt{2 p_{T,\ell} p_{T,\nu} [1 - \cos(\phi_\ell - \phi_\nu)]}$, where the measured E_T^{miss} vector provides the neutrino (ν) information.

– the event is required to have ≥ 4 jets with $p_T > 25$ GeV and $|\eta| < 2.5$. It is required that at least one of these jets is a b -jet.

This common event selection is augmented by additional analysis-specific event requirements described next.

5 Specific event requirements

To optimise the expected total uncertainty on m_{top} , some specific requirements are used in addition to the common event selection.

For the 1d-analysis, three additional requirements are applied. Firstly, only events with a converging likelihood fit (see Sect. 6) with a logarithm of the likelihood value $\ln L > -50$ are retained. Secondly, all jets in the jet triplet assigned to the hadronic decay of the top quark are required to fulfill $p_T > 40$ GeV, and thirdly the reconstructed W boson mass must lie within the range 60 GeV–100 GeV.

For the 2d-analysis the additional requirement is that only light jet pairs (see Sect. 7) with an invariant mass in the range 50 GeV–110 GeV are considered for the χ^2 fit.

The numbers of events observed and expected, with the above selection and these additional analysis-specific requirements, are given in Table 1 for both channels and both analyses. For all Monte Carlo estimates, the uncertainties are the quadratic sum of the statistical uncertainty, the uncertainty on the b -tagging efficiencies, and a 3.7 % uncertainty on the luminosity [22, 23]. For the QCD multijet and the W + jets backgrounds, the systematic uncertainty estimated from data [24] dominates and is used instead.

For both analyses and channels, the observed distributions for the leptons, jets, and kinematic properties of the top quark candidates such as their transverse momenta, are

all well-described by the sum of the signal and background estimates. This is demonstrated for the properties of the selected jets, before applying the analysis specific requirements, for both channels in Fig. 1. The jet multiplicities, shown in Fig. 1(a, b), as well as the distributions of kinematic properties of jets like transverse momenta, Fig. 1(c, d), and the η distributions, Fig. 1(e, f), are all well-described within the uncertainty band of the prediction. The size of the uncertainty band is dominated by the uncertainties on the background contributions estimated from data. The largest differences between the central values of the combined prediction and the data is observed for the rapidity distribution, with the data being higher, especially at central rapidities. Based on the selected events, the top quark mass is measured in two ways as described below.

6 The 1d-analysis

The 1d-analysis is a one-dimensional template analysis using the reconstructed mass ratio:

$$R_{32} \equiv \frac{m_{\text{top}}^{\text{reco}}}{m_W^{\text{reco}}}.$$

Here $m_{\text{top}}^{\text{reco}}$ and m_W^{reco} are the per event reconstructed invariant masses of the hadronically decaying top quark and W boson, respectively.

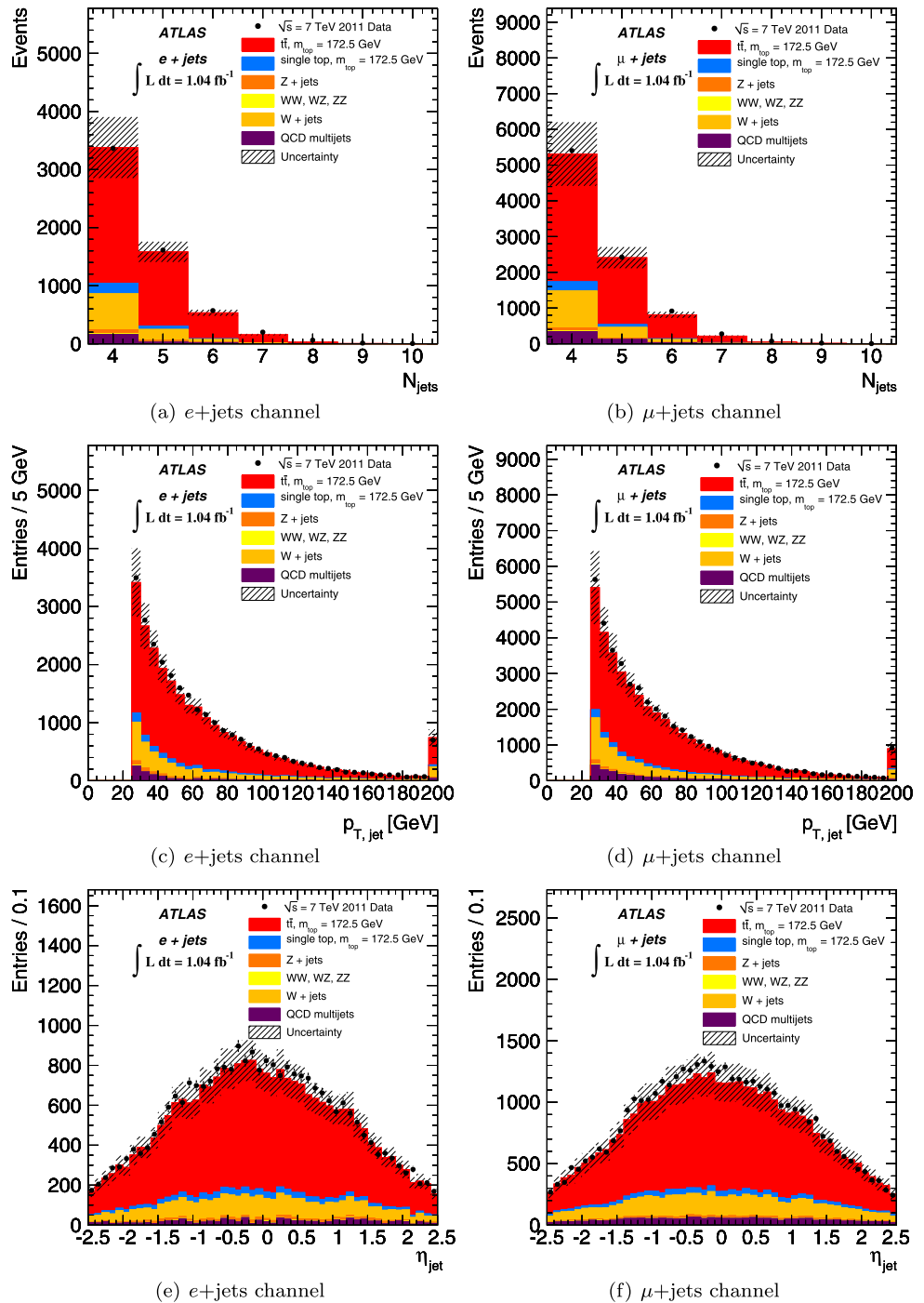
To select the jet triplet for determining the two masses, this analysis utilises a kinematic fit maximising an event likelihood. This likelihood relates the observed objects to the $t\bar{t}$ decay products (quarks and leptons) predicted by the NLO signal Monte Carlo, albeit in a Leading Order (LO) kinematic approach, using $t\bar{t} \rightarrow \ell\nu b_\ell q_1 q_2 b_{\text{had}}$. In this procedure, the measured jets relate to the quark decay products

Table 1 The observed numbers of events in the data in the e + jets and μ + jets channels, for the two analyses after the common event selection and additional analysis-specific requirements. In addition, the expected numbers of signal and background events corresponding to the integrated luminosity of the data are given, where the single top quark production events are treated as signal for the 1d-analysis, and

as background for the 2d-analysis. The Monte Carlo estimates assume SM cross-sections. The W + jets and QCD multijet background contributions are estimated from ATLAS data. The uncertainties for the estimates include different components detailed in the text. All predicted event numbers are quoted using one significant digit for the uncertainties, i.e. the trailing zeros are insignificant

Process	1d-analysis		2d-analysis	
	e + jets	μ + jets	e + jets	μ + jets
$t\bar{t}$ signal	990 \pm 40	1450 \pm 50	3400 \pm 200	5100 \pm 300
Single top (signal)	43 \pm 2	53 \pm 3	190 \pm 10	280 \pm 20
Z + jets	12 \pm 3	8 \pm 3	83 \pm 8	100 \pm 8
$ZZ/WZ/WW$	2 \pm <1	2 \pm <1	11 \pm 2	18 \pm 2
W + jets (data)	80 \pm 60	100 \pm 70	700 \pm 500	1100 \pm 800
QCD multijet (data)	50 \pm 50	40 \pm 40	200 \pm 200	400 \pm 400
Signal + background	1180 \pm 80	1650 \pm 80	4500 \pm 500	6900 \pm 900
Data	1151	1724	4556	7225

Fig. 1 Distributions for the selected events of the common event selection in the $e + \text{jets}$ channel on the left and the $\mu + \text{jets}$ channel on the right. Shown are (a, b) the measured jet multiplicities, (c, d) the p_T , and (e, f) the η distributions of all selected jets. The hatched area is the total uncertainty on the prediction described in the text. In (c, d) the rightmost bin also contains the overflow



of the W boson, q_1 and q_2 , and to the b -quarks, b_ℓ and b_{had} , produced in the top quark decays. The E_T^{miss} vector is identified with the transverse momentum components of the neutrino, $\hat{p}_{x,\nu}$ and $\hat{p}_{y,\nu}$.

The likelihood is defined as a product of transfer functions (\mathcal{T}), Breit-Wigner (\mathcal{B}) distributions, and a weight W_{btag} accounting for the b -tagging information:

$$L = \mathcal{T}(E_{jet_1} | \hat{E}_{b_{had}}) \cdot \mathcal{T}(E_{jet_2} | \hat{E}_{b_\ell}) \cdot \mathcal{T}(E_{jet_3} | \hat{E}_{q_1})$$

$$\cdot \mathcal{T}(E_{jet_4} | \hat{E}_{q_2}) \cdot \mathcal{T}(E_x^{miss} | \hat{p}_{x,\nu}) \cdot \mathcal{T}(E_y^{miss} | \hat{p}_{y,\nu})$$

$$\cdot \begin{cases} \mathcal{T}(E_e | \hat{E}_e) & e + \text{jets} \\ \mathcal{T}(p_{T,\mu} | \hat{p}_{T,\mu}) & \mu + \text{jets} \end{cases}$$

$$\cdot \mathcal{B}[m(q_1 q_2) | m_W, \Gamma_W] \cdot \mathcal{B}[m(\ell \nu) | m_W, \Gamma_W]$$

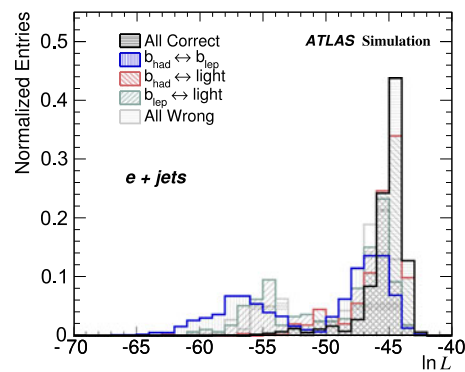
$$\cdot \mathcal{B}[m(q_1 q_2 b_{had}) | m_{top}^{reco,like}, \Gamma_{top}]$$

$$\cdot \mathcal{B}[m(\ell \nu b_\ell) | m_{top}^{reco,like}, \Gamma_{top}] \cdot W_{btag}.$$

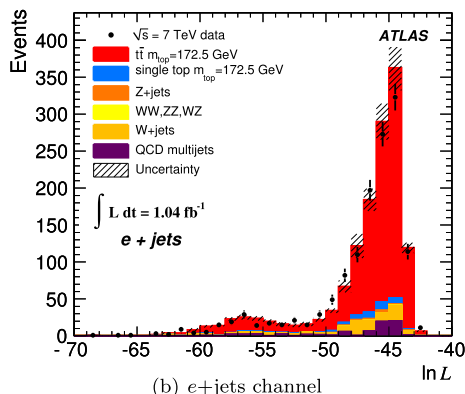
The generator predicted quantities are marked with a circumflex (e.g. $\hat{E}_{b_{\text{had}}}$), i.e. the energy of the b -quark from the hadronic decay of the top quark. The quantities m_W and Γ_W (which amounts to about one fifth of the Gaussian resolution of the m_W^{reco} distribution) are taken from Ref. [6], and $m_{\text{top}}^{\text{reco,like}}$ is the likelihood estimator for the top quark mass, i.e. the per event result of maximising this likelihood. Transfer functions are derived from the MC@NLO $t\bar{t}$ signal Monte Carlo sample at an input mass of $m_{\text{top}} = 172.5$ GeV, based on reconstructed objects that are matched to their generator predicted quarks and leptons. When using a maximum separation of $\Delta R = 0.4$ between a quark and the corresponding jet, the fraction of events with four matched jets from all selected events amounts to 30 %–40 %. The transfer functions are obtained in three bins of η for the energies of b -quark jets, E_{jet_1} and E_{jet_2} , light quark jets, E_{jet_3} and E_{jet_4} , the energy, E_e , (or transverse momentum, $p_{T,\mu}$) of the charged lepton, and the two components of the E_T^{miss} , E_x^{miss} and E_y^{miss} . In addition, the likelihood exploits the values of m_W and Γ_W to constrain the reconstructed leptonic, $m(\ell\nu)$, and hadronic, $m(q_1q_2)$, W boson masses using Breit–Wigner distributions. Similarly, the reconstructed leptonic, $m(\ell\nu b_\ell)$, and hadronic, $m(q_1q_2b_{\text{had}})$, top quark masses are constrained to be identical, where the width of the corresponding Breit Wigner distribution is identified with the predicted Γ_{top} (using its top quark mass dependence) [6]. Including the b -tagging information into the likelihood as a weight W_{btag} , derived from the efficiency and mistag rate of the b -tagging algorithm, and assigned per jet permutation according to the role of each jet for a given jet permutation, improves the selection of the correct jet permutation. As an example, for a permutation with two b -jets assigned to the b -quark positions and two light jets to the light quark positions, the weight W_{btag} amounts to 0.48, i.e. it corresponds to the square of the b -tagging efficiency times the square of one minus the fake rate, both given in Sect. 4.

With this procedure, the correct jet triplet for the hadronic top quark is chosen in about 70 % of simulated signal events with four matched jets. However, if R_{32} from the likelihood fit, i.e. calculated from $m_{\text{top}}^{\text{reco,like}}$ and $m_W^{\text{reco,like}}$, is taken, a large residual jet energy scale (JES) dependence of R_{32} remains. This is because in the fit m_W^{reco} is constrained to m_W , while $m_{\text{top}}^{\text{reco}}$ is only constrained to be equal for the leptonic and hadronic decays of the top quarks. This spoils the desired event-by-event reduction of the JES uncertainty in the ratio R_{32} [25]. To make best use of the high selection efficiency for the correct jet permutation from the likelihood fit, and the stabilisation of R_{32} against JES variations, the jet permutation derived in the fit is used, but m_W^{reco} , $m_{\text{top}}^{\text{reco}}$ and therefore R_{32} , are constructed from the unconstrained four-vectors of the jet triplet as given by the jet reconstruction.

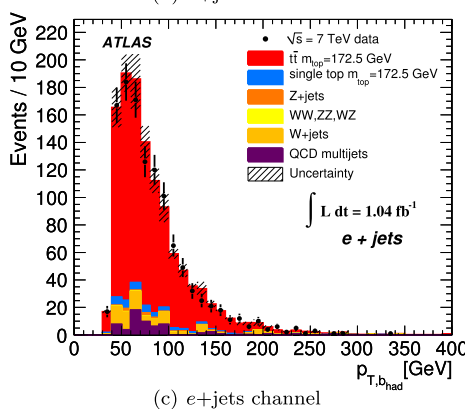
The performance of the algorithm, shown in Fig. 2 for the $e + \text{jets}$ channel, is similar for both channels. The likelihood values of wrong jet permutations for signal events



(a) $e + \text{jets}$ channel



(b) $e + \text{jets}$ channel



(c) $e + \text{jets}$ channel

Fig. 2 1d-analysis: Performance of the likelihood fit in the $e + \text{jets}$ channel. Shown in (a) are the predicted $\ln L$ distributions for various jet permutations in the $t\bar{t}$ signal Monte Carlo. The figures (b, c) compare two output variables of the likelihood fit as observed in the data with their respective prediction. These are (b) the $\ln L$ value, and (c) the p_T of the b -jet associated to the hadronic decay of the top quark

from the large MC@NLO sample are frequently considerably lower than the ones for the correct jet permutations, as seen in Fig. 2(a). For example, the distribution for the jet permutation in which the jet from the b -quark from the leptonically decaying top quark is exchanged with one light quark jet from the hadronic W boson decay has a second peak at about ten units lower than the one for the correct jet permutation. The actual distribution of $\ln L$ values observed in the data is well-described by the signal plus background predictions, as seen in Fig. 2(b). The kinematic distributions

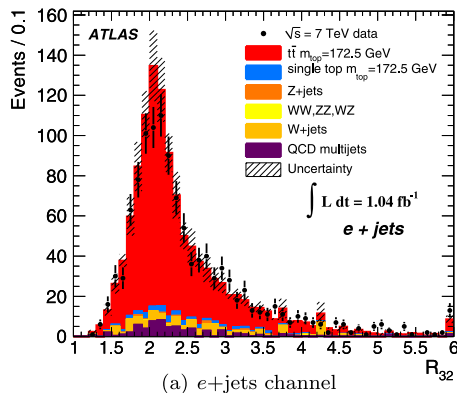
of the variables used in the transfer functions are also well-described by the predictions, as shown in Fig. 2(c), for the example of the resulting p_T of the b -jet associated to the hadronic decay of the top quark. The resulting R_{32} distributions for both channels are shown in Fig. 3. They are also well accounted for by the predictions.

Signal templates are derived for the R_{32} distribution for all m_{top} dependent samples, consisting of the $t\bar{t}$ signal events, together with single top quark production events. This procedure is adopted, firstly, because single top quark production, although formally a background process, still carries information about the top quark mass and, secondly, by doing so m_{top} independent background templates can be used. The templates are constructed for the six m_{top} choices using the specifically generated Monte Carlo samples, see Sect. 3.

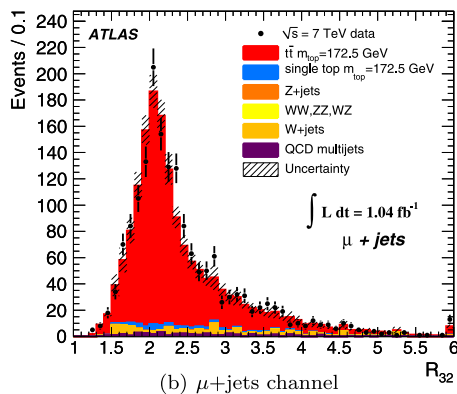
The R_{32} templates are parameterised with a functional form given by the sum of a ratio of two correlated Gaussians and a Landau function. The ratio of two Gaussians [26] is motivated as a representation of the ratio of two correlated measured masses. The Landau function is used to describe the tails of the distribution stemming mainly from wrong jet-triplet assignments. The correlation between the two Gaussian distributions is fixed to 50 %. A simultane-

ous fit to all templates per decay channel is used to derive a continuous function of m_{top} that interpolates the R_{32} shape differences among all mass points with m_{top} in the range described above. This approach rests on the assumption that each parameter has a linear dependence on the top quark mass, which has been verified for both channels. The fit minimises a χ^2 built from the R_{32} distributions at all mass points simultaneously. The χ^2 is the sum over all bins of the difference squared between the template and the functional form, divided by the statistical uncertainty squared in the template. The combined fit adequately describes the R_{32} distributions for both channels. In Fig. 4(a) the sensitivity to m_{top} is shown in the $e + jets$ channel by the superposition of the signal templates and their fits for four of the six input top quark masses assumed in the simulation.

For the background template, the m_{top} independent parts, see Table 1, are treated together. Their individual distributions, taken either from Monte Carlo or data estimates as detailed above, are summed, and a Landau distribution is chosen to parameterise their R_{32} distribution. For each channel this function adequately describes the background distribution as shown in Fig. 4(b) for the $e + jets$ channel, which has a larger background contribution than the $\mu + jets$ channel.

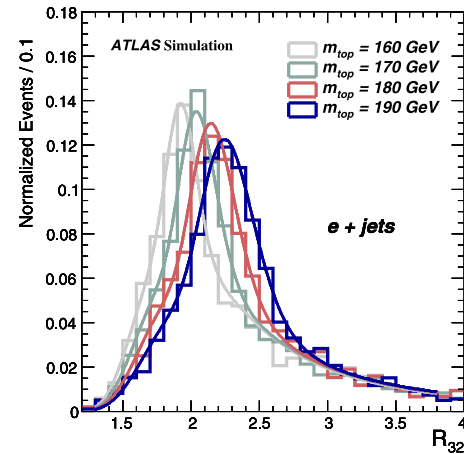


(a) $e + jets$ channel

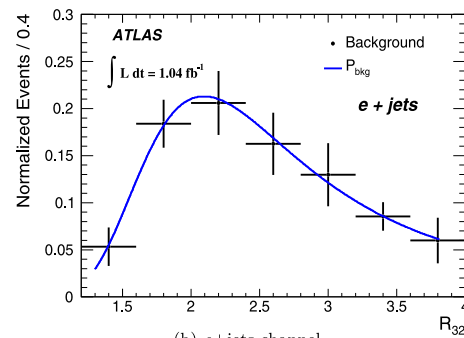


(b) $\mu + jets$ channel

Fig. 3 1d-analysis: The reconstructed R_{32} constructed from the selected jet permutation using the unconstrained four-vectors of the jet triplet for (a) the $e + jets$ channel, and (b) the $\mu + jets$ channel. The rightmost bins also contain the overflow



(a) $e + jets$ channel



(b) $e + jets$ channel

Fig. 4 1d-analysis: Template parameterisations for (a) signal and (b) background contributions in the $e + jets$ channel. The background fit is labelled P_{bkg}

Signal and background probability density functions, $P_{\text{sig}}(R_{32}|m_{\text{top}})$ and $P_{\text{bkg}}(R_{32})$, respectively, are used in a binned likelihood fit to the data using a number of bins, N_{bins} . The likelihood reads:

$$\mathcal{L}(R_{32}|m_{\text{top}}) = \mathcal{L}_{\text{shape}}(R_{32}|m_{\text{top}}) \times \mathcal{L}_{\text{bkg}}(R_{32}),$$

$$\mathcal{L}_{\text{shape}}(R_{32}|m_{\text{top}}) = \prod_{i=1}^{N_{\text{bins}}} \frac{\lambda_i^{N_i}}{N_i!} \cdot e^{-\lambda_i},$$

$$\mathcal{L}_{\text{bkg}}(R_{32}) = \exp\left\{-\frac{(n_{\text{bkg}} - n_{\text{bkg}}^{\text{pred}})^2}{2\sigma_{n_{\text{bkg}}^{\text{pred}}}^2}\right\},$$

with:

$$\lambda_i = (N - n_{\text{bkg}}) \cdot P_{\text{sig}}(R_{32}|m_{\text{top}})_i + n_{\text{bkg}} \cdot P_{\text{bkg}}(R_{32})_i,$$

$$N = \sum_{i=1}^{N_{\text{bins}}} N_i = n_{\text{sig}} + n_{\text{bkg}}.$$

The variable N_i denotes the number of events observed per bin, and n_{sig} and n_{bkg} denote the total numbers of signal and background events to be determined. The term $\mathcal{L}_{\text{shape}}$ accounts for the shape of the R_{32} distribution and its dependence on the top quark mass m_{top} . The term \mathcal{L}_{bkg} constrains the total number of background events, n_{bkg} , using its prediction, $n_{\text{bkg}}^{\text{pred}}$, and the background uncertainty, chosen to be 50 %, see Table 1. In addition, the number of background events is restricted to be positive. The two free parameters of the fit are the total number of background events, n_{bkg} , and m_{top} . The performance of this algorithm is assessed with the pseudo-experiment technique. For each m_{top} value, distributions from pseudo-experiments are constructed by random sampling of the simulated signal and background events used to construct the corresponding templates. Using Poisson statistics, the numbers of signal events and total background events in each pseudo-experiment are fluctuated around the expectation values, either calculated assuming SM cross-sections and the integrated luminosity of the data, or taken from the data estimate. A good linearity is found between the input top quark mass used to perform the pseudo-experiments, and the result of the fit. Within their statistical uncertainties, the mean values and width of the pull distributions are consistent with the expectations of zero and one, respectively. The expected statistical uncertainties (mean \pm RMS) obtained from pseudo-experiments with an input top quark mass of $m_{\text{top}} = 172.5$ GeV, and for a luminosity of 1 fb^{-1} , are 1.36 ± 0.16 GeV and 1.11 ± 0.06 GeV for the $e + \text{jets}$ and $\mu + \text{jets}$ channels, respectively.

7 The 2d-analysis

In the 2d-analysis, similarly to Ref. [27], m_{top} and a global jet energy scale factor (JSF) are determined simultaneously

by using the $m_{\text{top}}^{\text{reco}}$ and m_W^{reco} distributions.³ Instead of stabilising the estimator of m_{top} against JES variations as done for the 1d-analysis, the emphasis here is on an in-situ jet scaling. A global JSF (averaged over η and p_T) is obtained, which is mainly based on the observed differences between the predicted m_W^{reco} distribution and the one observed for the data. This algorithm predicts which global JSF correction should be applied to all jets to best fit the data. Due to this procedure, the JSF is sensitive not only to the JES, but also to all possible differences in data and predictions from specific assumptions made in the simulation that can lead to differences in the observed jets. These comprise: the fragmentation model, initial state and final state QCD radiation (ISR and FSR), the underlying event, and also pileup. In this method, the systematic uncertainty on m_{top} stemming from the JES is reduced and partly transformed into an additional statistical uncertainty on m_{top} due to the two-dimensional fit. The precisely measured values of m_W and Γ_W [6] are used to improve on the experimental resolution of $m_{\text{top}}^{\text{reco}}$ by relating the observed jet energies to the corresponding parton energies as predicted by the signal Monte Carlo (i.e. to the two quarks from the hadronic W boson decay, again using LO kinematics). Thereby, this method offers a complementary determination of m_{top} to the 1d-analysis method, described in Sect. 6, with different sensitivity to systematic effects and data statistics.

For the events fulfilling the common requirements listed in Sect. 4, the jet triplet assigned to the hadronic top quark decay is constructed from any b -jet, together with any light jet pair with a reconstructed m_W^{reco} within 50 GeV–110 GeV. Amongst those, the jet triplet with maximum p_T is chosen as the top quark candidate. For the light jet pair, i.e. for the hadronic W boson decay candidates, a kinematic fit is then performed by minimising the following χ^2 :

$$\chi^2 = \sum_{i=1}^2 \left[\frac{E_{\text{jet},i}(1 - \alpha_i)}{\sigma(E_{\text{jet},i})} \right]^2 + \left[\frac{M_{\text{jet,jet}}(\alpha_1, \alpha_2) - m_W}{\Gamma_W} \right]^2,$$

with respect to parton scale factors (α_i) for the jet energies. The χ^2 comprises two components. The first component is the sum of squares of the differences of the measured and fitted energies of the two reconstructed light jets, $E_{\text{jet},i}$, individually divided by the squares of their p_T - and η -dependent resolutions obtained from Monte Carlo simulation, $\sigma(E_{\text{jet},i})$. The second term is the difference of their two-jet invariant mass, $M_{\text{jet,jet}}$, and m_W , divided by the W boson width. From these jets the two observables m_W^{reco} and

³Although for the two analyses $m_{\text{top}}^{\text{reco}}$ and m_W^{reco} are calculated differently, the same symbols are used to indicate that these are estimates of the same quantities.

$m_{\text{top}}^{\text{reco}}$ are constructed. The m_W^{reco} is calculated using the reconstructed light jet four-vectors (i.e. jet energies are not corrected using α_i), retaining the full sensitivity of m_W^{reco} to the JSF. In contrast, $m_{\text{top}}^{\text{reco}}$ is calculated from these light jet four-vectors scaled to the parton level (i.e. jet energies are corrected using α_i) and the above determined b -jet. In this way light jets in $m_{\text{top}}^{\text{reco}}$ exhibit a much reduced JES sensitivity by construction, and only the b -jet is directly sensitive to the JES. The m_W^{reco} and $m_{\text{top}}^{\text{reco}}$ distributions are shown in Fig. 5 for both lepton channels, together with the predictions for signal and background. These, in both cases describe the observed distributions well. The correlation of these two observables is found to be small for data and predictions, and amounts to about -0.06 .

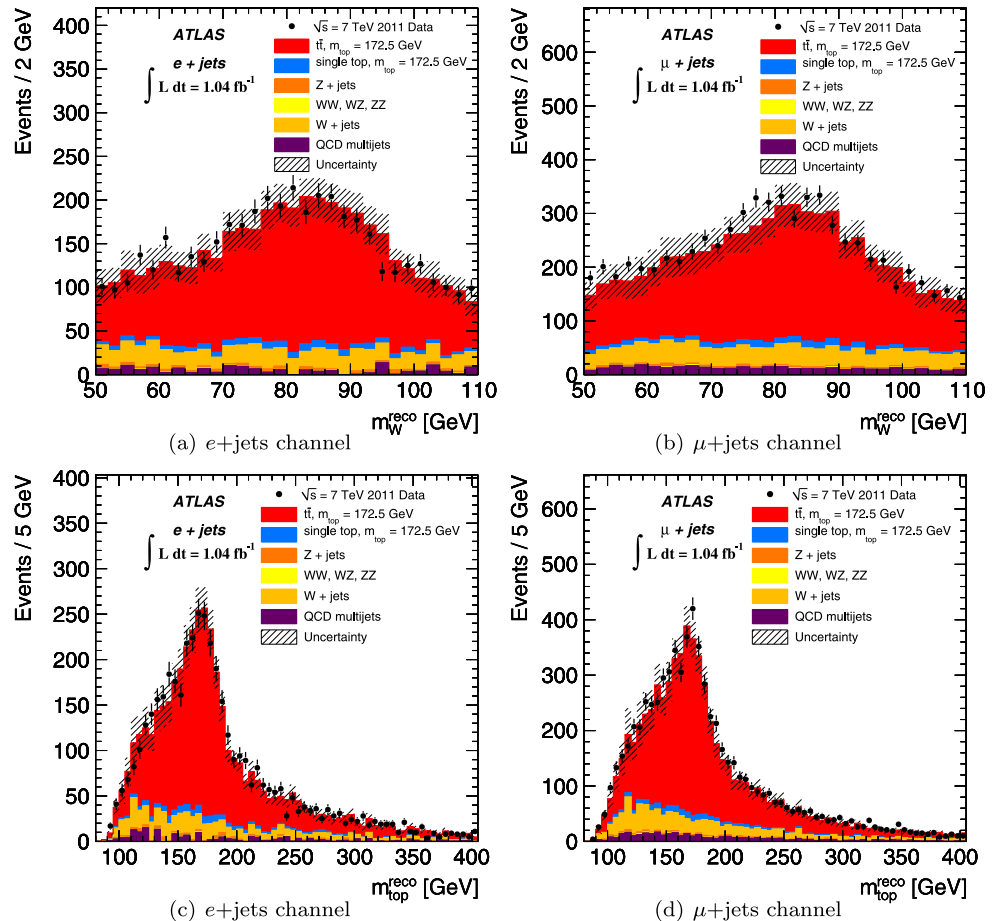
Templates are constructed for $m_{\text{top}}^{\text{reco}}$ as a function of an input top quark mass in the range 160 GeV–190 GeV, and of an input value for the JSF in the range 0.9–1.1, and, finally, for m_W^{reco} as a function of the assumed JSF for the same range. The signal templates for the m_W^{reco} and $m_{\text{top}}^{\text{reco}}$ distributions, shown for the $\mu + \text{jets}$ channel and for JSF = 1 in Fig. 6(a) and 6(b), are fitted to a sum of two Gaussian functions for m_W^{reco} , and to the sum of a Gaussian and a Lan-

dau function for $m_{\text{top}}^{\text{reco}}$. Since, for this analysis, the background templates are constructed including single top quark production events, the background fit for the $m_{\text{top}}^{\text{reco}}$ distribution is assumed to be m_{top} dependent. For the background, the m_W^{reco} distribution, again shown for the $\mu + \text{jets}$ channel in Fig. 6(c), is fitted to a Gaussian function and the $m_{\text{top}}^{\text{reco}}$ distribution, Fig. 6(d), to a Landau function. For all parameters of the functions that also depend on the JSF, a linear parameterisation is chosen. The quality of all fits is good for the signal and background contributions and for both channels.

Signal and background probability density functions for the $m_{\text{top}}^{\text{reco}}$ and m_W^{reco} distributions are used in an unbinned likelihood fit to the data for all events, $i = 1, \dots, N$. The likelihood function maximised is:

$$\begin{aligned} \mathcal{L}_{\text{shape}}(m_W^{\text{reco}}, m_{\text{top}}^{\text{reco}} | m_{\text{top}}, \text{JSF}, n_{\text{bkg}}) \\ = \prod_{i=1}^N P_{\text{top}}(m_{\text{top}}^{\text{reco}} | m_{\text{top}}, \text{JSF}, n_{\text{bkg}})_i \\ \times P_W(m_W^{\text{reco}} | \text{JSF}, n_{\text{bkg}})_i, \end{aligned}$$

Fig. 5 2d-analysis: Reconstructed W boson and top quark masses, m_W^{reco} and $m_{\text{top}}^{\text{reco}}$, observed in the data together with the signal and background predictions. Shown are (a, c) the $e + \text{jets}$ channel, and (b, d) the $\mu + \text{jets}$ channel



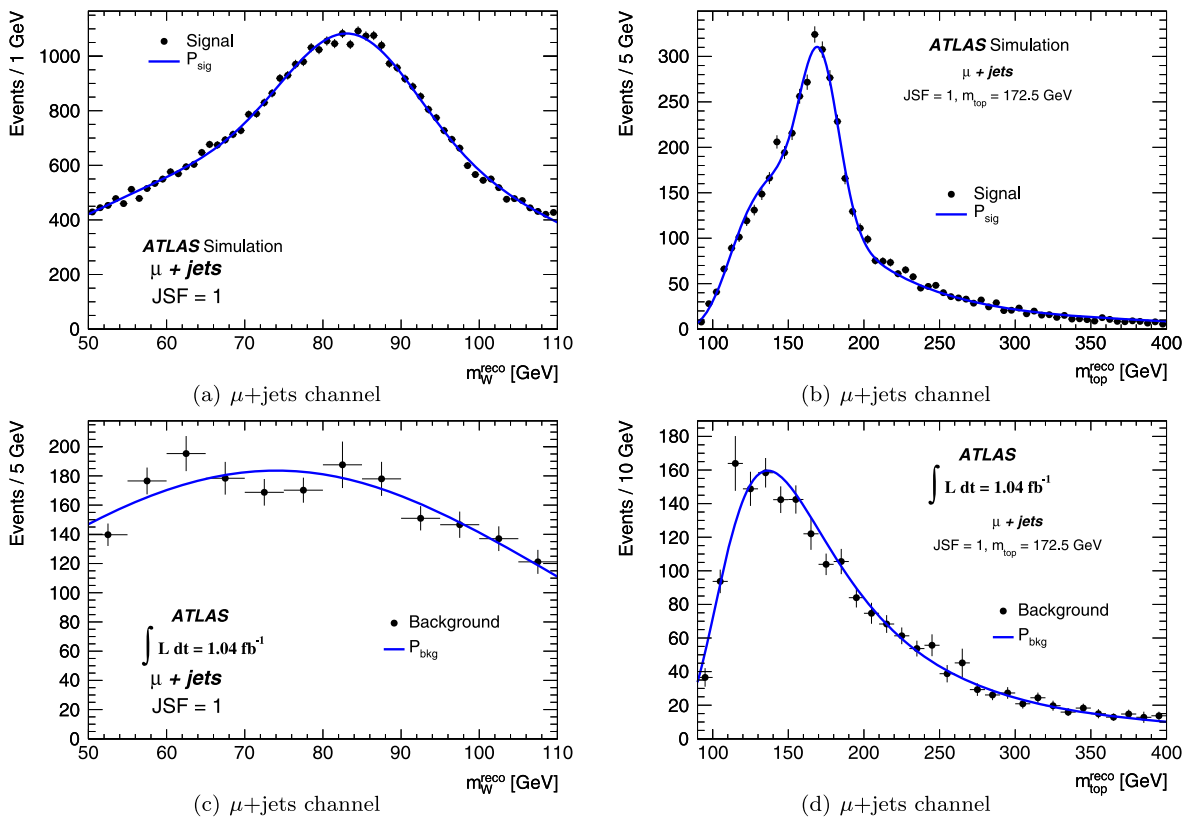


Fig. 6 2d-analysis: Template parameterisations for the m_W^{reco} and $m_{\text{top}}^{\text{reco}}$ distributions for signal and background events for the $\mu + \text{jets}$ channel. Shown are (a, b) the m_W^{reco} and $m_{\text{top}}^{\text{reco}}$ distributions for signal events,

and (c, d) the corresponding distributions for background events, see Table 1. All distributions are for JSF = 1

with:

$$\begin{aligned}
 P_{\text{top}} &= (N - n_{\text{bkg}}) \cdot P_{\text{top}}^{\text{sig}}(m_{\text{top}}^{\text{reco}} | m_{\text{top}}, \text{JSF})_i \\
 &\quad + n_{\text{bkg}} \cdot P_{\text{top}}^{\text{bkg}}(m_{\text{top}}^{\text{reco}} | m_{\text{top}}, \text{JSF})_i, \\
 P_W &= (N - n_{\text{bkg}}) \cdot P_W^{\text{sig}}(m_W^{\text{reco}} | \text{JSF})_i \\
 &\quad + n_{\text{bkg}} \cdot P_W^{\text{bkg}}(m_W^{\text{reco}} | \text{JSF})_i.
 \end{aligned}$$

The three parameters to be determined by the fit are m_{top} , the JSF and n_{bkg} . Using pseudo-experiments, a good linearity is found between the input top quark mass used to perform the pseudo-experiments, and the result of the fits. The residual dependence of the reconstructed m_{top} is about 0.1 GeV for a JSF shift of 0.01 for both channels, which results in a residual systematic uncertainty due to the JES. Within their statistical uncertainties, the mean values and widths of the pull distributions are consistent with the expectations of zero and one, respectively. Finally, the expected statistical plus JSF uncertainties (mean \pm RMS) obtained from pseudo-experiments at an input top quark mass of $m_{\text{top}} = 172.5$ GeV, and for a luminosity of 1 fb^{-1} , are 1.20 ± 0.08 GeV and 0.94 ± 0.04 GeV for the $e + \text{jets}$ and $\mu + \text{jets}$ channel, respectively.

8 Top quark mass measurement

8.1 Evaluation of systematic uncertainties

Each source of uncertainty considered is investigated, when possible, by varying the respective quantities by $\pm 1\sigma$ with respect to the default value. Using the changed parameters, pseudo-experiments are either performed directly or templates are constructed and then used to generate pseudo-experiments, without altering the probability density function parameterisations. The difference of the results for m_{top} compared to the standard analysis is used to determine the systematic uncertainties. For the 2d-analysis, in any of the evaluations of the systematic uncertainties, apart from the JES variations, the maximum deviation of the JSF from its nominal fitted value is $\pm 2.5\%$.

All sources of systematic uncertainties investigated, together with the resulting uncertainties, are listed in Table 2. The statistical precision on m_{top} obtained from the Monte Carlo samples is between 0.2 GeV and 0.5 GeV, depending on the available Monte Carlo statistics. For some sources, pairs of statistically independent samples are used. For other sources, the same sample is used, but with a changed parameter. In this case the observed m_{top} values for the central and

Table 2 The measured values of m_{top} and the contributions of various sources to the uncertainty of m_{top} (in GeV) together with the assumed correlations ρ between analyses and lepton channels. Here ‘0’ stands for uncorrelated, ‘1’ for fully correlated between analyses and lepton

channels, and ‘(1)’ for fully correlated between analyses, but uncorrelated between lepton channels. The abbreviation ‘na’ stands for not applicable. The combined results described in Sect. 8.2 are also listed

	1d-analysis		2d-analysis		Combinations		Correlation
	$e + \text{jets}$	$\mu + \text{jets}$	$e + \text{jets}$	$\mu + \text{jets}$	1d	2d	ρ
Measured value of m_{top}	172.93	175.54	174.30	175.01	174.35	174.53	
Data statistics	1.46	1.13	0.83	0.74	0.91	0.61	
Jet energy scale factor	na	na	0.59	0.51	na	0.43	0
Method calibration	0.07	<0.05	0.10	<0.05	<0.05	0.07	0
Signal MC generator	0.81	0.69	0.39	0.22	0.74	0.33	1
Hadronisation	0.33	0.52	0.20	0.06	0.43	0.15	1
Pileup	<0.05	<0.05	<0.05	<0.05	<0.05	<0.05	1
Underlying event	0.06	0.10	0.42	0.96	0.08	0.59	1
Colour reconnection	0.47	0.74	0.32	1.04	0.62	0.55	1
ISR and FSR (signal only)	1.45	1.40	1.04	0.95	1.42	1.01	1
Proton PDF	0.22	0.09	0.10	0.10	0.15	0.10	1
$W + \text{jets}$ background normalisation	0.16	0.19	0.34	0.44	0.18	0.37	1
$W + \text{jets}$ background shape	0.11	0.18	0.07	0.22	0.15	0.12	1
QCD multijet background normalisation	0.07	<0.05	0.25	0.33	<0.05	0.20	(1)
QCD multijet background shape	0.14	0.12	0.38	0.30	0.09	0.27	(1)
Jet energy scale	1.21	1.25	0.63	0.71	1.23	0.66	1
b -jet energy scale	1.09	1.21	1.61	1.53	1.16	1.58	1
b -tagging efficiency and mistag rate	0.21	0.13	0.31	0.26	0.17	0.29	1
Jet energy resolution	0.34	0.38	0.07	0.07	0.36	0.07	1
Jet reconstruction efficiency	0.08	0.11	<0.05	<0.05	0.10	<0.05	1
Missing transverse momentum	<0.05	<0.05	0.12	0.16	<0.05	0.13	1
Total systematic uncertainty	2.46	2.56	2.31	2.57	2.50	2.31	
Total uncertainty	2.86	2.80	2.46	2.68	2.66	2.39	

the changed sample are statistically highly correlated. In all cases, the actual observed difference is quoted as the systematic uncertainty on the corresponding source, even if it is smaller than the statistical precision of the difference. The total uncertainty is calculated as the quadratic sum of all individual contributions, i.e. neglecting possible correlations. The estimation of the uncertainties from the individual contributions is described in the following.

Jet energy scale factor This is needed to separate the quoted statistical uncertainty on the result of the 2d-analysis into a purely statistical component on m_{top} analogous to the one obtained in an 1d-analysis, and the contribution stemming from the simultaneous determination of the JSF. This uncertainty is evaluated for the 2d-analysis by in addition performing a one-dimensional (i.e. JSF-constraint) fit to the data, with the JSF fixed to the value obtained in the two-dimensional fit. The quoted statistical precision on m_{top} is the one from the one-dimensional fit. The contribution of

the JSF is obtained by quadratically subtracting the statistical uncertainties on m_{top} for the one-dimensional and two-dimensional fit of the 2d-analysis.

Method calibration The limited statistics of the Monte Carlo samples leads to a systematic uncertainty in the template fits, which is reflected in the residual mass differences between the fitted and the input mass for a given Monte Carlo sample. The average difference observed in the six samples with different input masses is taken as the uncertainty from this source.

Signal Monte Carlo generator The systematic uncertainty related to the choice of the generator program is accounted for by comparing the results of pseudo-experiments performed with either the MC@NLO or the POWHEG samples [28] both generated with $m_{\text{top}} = 172.5$ GeV.

Hadronisation Signal samples for $m_{\text{top}} = 172.5$ GeV from the POWHEG event generator are produced with either the

PYTHIA [29] or HERWIG [11] program performing the hadronisation. One pseudo-experiment per sample is performed and the full difference of the two results is quoted as the systematic uncertainty.

Pileup To investigate the uncertainty due to additional proton-proton interactions which may affect the jet energy measurement, on top of the component that is already included in the JES uncertainty discussed below, the fit is repeated in data and simulation as a function of the number of reconstructed vertices. Within statistics, the measured m_{top} is independent of the number of reconstructed vertices. This is also observed when the data are instead divided into data periods according to the average numbers of reconstructed vertices. In this case, the subsets have varying contributions from pileup from preceding events.

However, the effect on m_{top} due to any residual small difference between data and simulation in the number of reconstructed vertices was assessed by computing the weighted sum of a linear interpolation of the fitted masses as a function of the number of primary vertices. In this sum the weights are the relative frequency of observing a given number of vertices in the respective sample. The difference of the sums in data and simulation is taken as the uncertainty from this source.

Underlying event This systematic uncertainty is obtained by comparing the ACERMC [30, 31] central value, defined as the average of the highest and the lowest masses measured on the ISR/FSR variation samples described below, with a dataset with a modified underlying event.

Colour reconnection The systematic uncertainty due to colour reconnection is determined using ACERMC with PYTHIA with two different simulations of the colour reconnection effects as described in Refs. [32–34]. In each case, the difference in the fitted mass between two assumptions on the size of colour reconnection was measured. The maximum difference is taken as the systematic uncertainty due to colour reconnection.

Initial and final state QCD radiation Different amounts of initial and final state QCD radiation can alter the jet energies and the jet multiplicity of the events with the consequence of introducing distortions into the measured $m_{\text{top}}^{\text{reco}}$ and m_W^{reco} distributions. This effect is evaluated by performing pseudo-experiments for which signal templates are derived from seven dedicated ACERMC signal samples in which PYTHIA parameters that control the showering are varied in ranges that are compatible with those used in the Perugia Hard/Soft tune variations [32]. The systematic uncertainty is taken as half the maximum difference between any two samples.

Using different observables, the additional jet activity accompanying the jets assigned to the top quark decays has been studied. For events in which one (both) W bosons from the top quark decays themselves decay into a charged lepton and a neutrino, the reconstructed jet multiplicities [35] (the fraction of events with no additional jet above a certain transverse momentum [36]) are measured. The analysis of the reconstructed jet multiplicities is not sufficiently precise to constrain the presently used variations of Monte Carlo parameters. In contrast, for the ratio analysis [36] the spread of the predictions caused by the presently performed ISR variations is significantly wider than the uncertainty of the data, indicating that the present ISR variations are generous.

Proton PDF The signal samples are generated using the CTEQ 6.6 [10] proton parton distribution functions, PDFs. These PDFs, obtained from experimental data, have an uncertainty that is reflected in 22 pairs of additional PDF sets provided by the CTEQ group. To evaluate the impact of the PDF uncertainty on the signal templates, the events are re-weighted with the corresponding ratio of PDFs, and 22 pairs of additional signal templates are constructed. Using these templates one pseudo-experiment per pair is performed. The uncertainty is calculated as half the quadratic sum of differences of the 22 pairs as suggested in Ref. [37].

W + jets background normalisation The uncertainty on the $W + \text{jets}$ background determined from data is dominated by the uncertainty on the heavy flavour content of these events and amounts to $\pm 70\%$. The difference in m_{top} obtained by varying the normalisation by this amount is taken as the systematic uncertainty.

W + jets background shape The impact of the variation of the shape of the $W + \text{jets}$ background contribution is studied using a re-weighting algorithm [24] which is based on changes observed on stable particle jets when model parameters in the ALPGEN Monte Carlo program are varied.

QCD multijet background normalisation The estimate for the background from QCD multijet events determined from data is varied by $\pm 100\%$ to account for the current understanding of this background source [24] for the signal event topology.

QCD multijet background shape The uncertainty due to the QCD background shape has been estimated comparing the results from two data driven methods, for both channels, see Ref. [24] for details. For this uncertainty pseudo-experiments are performed on QCD background samples with varied shapes.

Jet energy scale The jet energy scale is derived using information from test-beam data, LHC collision data and simulation. Since the energy correction procedure involves a number of steps, the JES uncertainty has various components originating from the calibration method, the calorimeter response, the detector simulation, and the specific choice of parameters in the physics model employed in the Monte Carlo event generator. The JES uncertainty varies between $\pm 2.5\%$ and $\pm 8\%$ in the central region, depending on jet p_T and η as given in Ref. [19]. These values include uncertainties in the flavour composition of the sample and mis-measurements from jets close by. Pileup gives an additional uncertainty of up to $\pm 2.5\%$ ($\pm 5\%$) in the central (forward) region. Due to the use of the observable R_{32} for the 1d-analysis, and to the simultaneous fit of the JSF and m_{top} for the 2d-analysis, which mitigate the impact of the JES on m_{top} differently, the systematic uncertainty on the determined m_{top} resulting from the uncertainty of the jet energy scale is less than 1%, i.e. much smaller than the JES uncertainty itself.

Relative b -jet energy scale This uncertainty is uncorrelated with the jet energy scale uncertainty and accounts for the remaining differences between jets originating from light quarks and those from b -quarks after the global JES has been determined. For this, an extra uncertainty ranging from $\pm 0.8\%$ to $\pm 2.5\%$ and depending on jet p_T and η is assigned to jets arising from the fragmentation of b -quarks, due to differences between light jets and gluon jets, and jets containing b -hadrons. This uncertainty decreases with p_T , and the average uncertainty for the spectrum of jets selected in the analyses is below $\pm 2\%$.

This additional systematic uncertainty has been obtained from Monte Carlo simulation and was also verified using b -jets in data. The validation of the b -jet energy scale uncertainty is based on the comparison of the jet transverse momentum as measured in the calorimeter to the total transverse momentum of charged particle tracks associated to the jet. These transverse momenta are evaluated in the data and in Monte Carlo simulated events for inclusive jet samples and for b -jet samples [19]. Moreover, the jet calorimeter response uncertainty has been evaluated from the single hadron response. Effects stemming from b -quark fragmentation, hadronisation and underlying soft radiation have been studied using different Monte Carlo event generation models [19].

b -tagging efficiency and mistag rate The b -tagging efficiency and mistag rates in data and Monte Carlo simulation are not identical. To accommodate this, b -tagging scale factors, together with their uncertainties, are derived per jet [21, 38]. They depend on the jet p_T and η and the underlying quark-flavour. For the default result the central values of

the scale factors are applied, and the systematic uncertainty is assessed by changing their values within their uncertainties.

Jet energy resolution To assess the impact of this uncertainty, before performing the event selection, the energy of each reconstructed jet in the simulation is additionally smeared by a Gaussian function such that the width of the resulting Gaussian distribution corresponds to the one including the uncertainty on the jet energy resolution. The fit is performed using smeared jets and the difference to the default m_{top} measurement is assigned as a systematic uncertainty.

Jet reconstruction efficiency The jet reconstruction efficiency for data and the Monte Carlo simulation are found to be in agreement with an accuracy of better than $\pm 2\%$ [19]. To account for this, jets are randomly removed from the events using that fraction. The event selection and the fit are repeated on the changed sample.

Missing transverse momentum The E_T^{miss} is used in the event selection and also in the likelihood for the 1d-analysis, but is not used in the m_{top} estimator for either analysis. Consequently, the uncertainty due to any mis-calibration is expected to be small. The impact of a possible mis-calibration is assessed by changing the measured E_T^{miss} within its uncertainty.

The resulting sizes of all uncertainties are given in Table 2. They are also used in the combination of results described below. The three most important sources of systematic uncertainty for both analyses are the relative b -jet to light jet energy scale, the modelling of initial and final state QCD radiation, and the light jet energy scale. Their impact on the precision on m_{top} are different as expected from the difference in the estimators used by the two analyses.

8.2 Results

Figure 7 shows the results of the 1d-analysis when performed on data. For both channels, the fit function describes the data well, with a χ^2/dof of 21/23 (39/23) for the $e + \text{jets}$ ($\mu + \text{jets}$) channels. The observed statistical uncertainties in the data are consistent with the expectations given in Sect. 6 with the $e + \text{jets}$ channel uncertainty being slightly higher than the expected uncertainty of $1.36 \pm 0.16 \text{ GeV}$. The results from both channels are statistically consistent and are:

$$m_{\text{top}} = 172.9 \pm 1.5_{\text{stat}} \pm 2.5_{\text{syst}} \text{ GeV} \quad (1d \ e + \text{jets}),$$

$$m_{\text{top}} = 175.5 \pm 1.1_{\text{stat}} \pm 2.6_{\text{syst}} \text{ GeV} \quad (1d \ \mu + \text{jets}).$$

Figure 8 shows the results of the 2d-analysis when performed on data for the $e + \text{jets}$ and $\mu + \text{jets}$ channels. Again

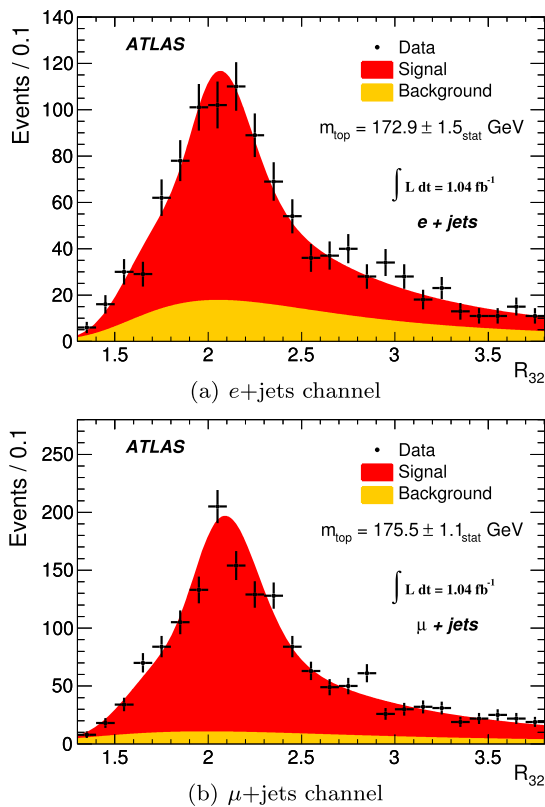


Fig. 7 1d-analysis: The R_{32} distribution observed in the data together with the signal and background contributions determined by the fit. The distributions are for (a) the $e + \text{jets}$ channel and (b) the $\mu + \text{jets}$ channel. The data points are shown with their statistical uncertainties

the fit functions describe the observed distributions well, with a χ^2/dof of 47/38 (51/38) for the sum of the m_W^{reco} and $m_{\text{top}}^{\text{reco}}$ distributions in the $e + \text{jets}$ ($\mu + \text{jets}$) channels. The two-dimensional uncertainty ellipses for both channels are shown in Fig. 9. The results from both channels are:

$$m_{\text{top}} = 174.3 \pm 1.0_{\text{stat+JSF}} \pm 2.2_{\text{syst}} \text{ GeV} \quad (2d \ e + \text{jets}),$$

$$m_{\text{top}} = 175.0 \pm 0.9_{\text{stat+JSF}} \pm 2.5_{\text{syst}} \text{ GeV} \quad (2d \ \mu + \text{jets}).$$

Within statistical uncertainties these results are consistent with each other, and the observed statistical uncertainties in the data are in accord with the expectations given in Sect. 7, however, for this analysis, with the $e + \text{jets}$ channel uncertainty being slightly lower than the expected uncertainty of 1.20 ± 0.08 GeV. The corresponding values for the JSF are 0.985 ± 0.008 and 0.986 ± 0.006 in the $e + \text{jets}$ and $\mu + \text{jets}$ channels, respectively, where the uncertainties are statistical only. The JSF values fitted for the two channels are consistent within their statistical uncertainty. For both channels, the correlation of m_{top} and the JSF in the fits is about -0.57 .

When separating the statistical and JSF component of the result as explained in the discussion of the JSF uncertainty evaluation in Sect. 8.1, the result from the 2d-analysis

yields:

$$m_{\text{top}} = 174.3 \pm 0.8_{\text{stat}} \pm 2.3_{\text{syst}} \text{ GeV} \quad (2d \ e + \text{jets}),$$

$$m_{\text{top}} = 175.0 \pm 0.7_{\text{stat}} \pm 2.6_{\text{syst}} \text{ GeV} \quad (2d \ \mu + \text{jets}).$$

These values together with the breakdown of uncertainties are shown in Table 2 and are used in the combinations.

Due to the additional event selection requirements used in the 1d-analysis to optimise the expected uncertainty described in Sect. 5, for both channels the 2d-analysis has the smaller statistical uncertainty, despite the better top quark mass resolution of the 1d-analysis. Both analyses are limited by the systematic uncertainties, which have different relative contributions per source but are comparable in total size, i.e. the difference in total uncertainty between the most precise and the least precise of the four measurements is only 16 %.

The four individual results are all based on data from the first part of the 2011 data taking period. The $e + \text{jets}$ and $\mu + \text{jets}$ channel analyses exploit exclusive event selections and consequently are statistically uncorrelated within a given analysis. In contrast, for each lepton channel the data samples partly overlap, see Sect. 4. However, because the selection of the jet triplet and the construction of the estimator of m_{top} are different, the two analyses are less correlated than the about 50 % that would be expected from the overlap of events.

The statistical correlation of the two results for each of the lepton channels is evaluated using the Monte Carlo method suggested in Ref. [39], exploiting the large Monte Carlo signal samples. For all four measurements (two channels and two analyses), five hundred independent pseudo-experiments are performed, ensuring that for every single pseudo-experiment the identical events are input to all measurements. The precision of the determined statistical correlations depends purely on the number of pseudo-experiments performed, and in particular, it is independent of the uncertainty of the measured m_{top} per pseudo-experiment. In this analysis, the precision amounts to approximately 4 % absolute, i.e. this estimate is sufficiently precise that its impact on the uncertainty on m_{top} , given the low sensitivity of the combined results of m_{top} to the statistical correlation, is negligible. For the 1d-analysis, the signal is comprised of $t\bar{t}$ and single top quark production, whereas for the 2d-analysis the single top quark production process is included in the background, see Table 1. Consequently, the MC@NLO samples generated at $m_{\text{top}} = 172.5$ GeV for both processes are used appropriately for each analysis in determining the statistical correlations. The statistical correlation between the results of the two analyses is 0.15 (0.16) in the $e + \text{jets}$ ($\mu + \text{jets}$) channels, respectively. Given these correlations, the two measurements for each lepton channel are statistically consistent for both lepton flavours.

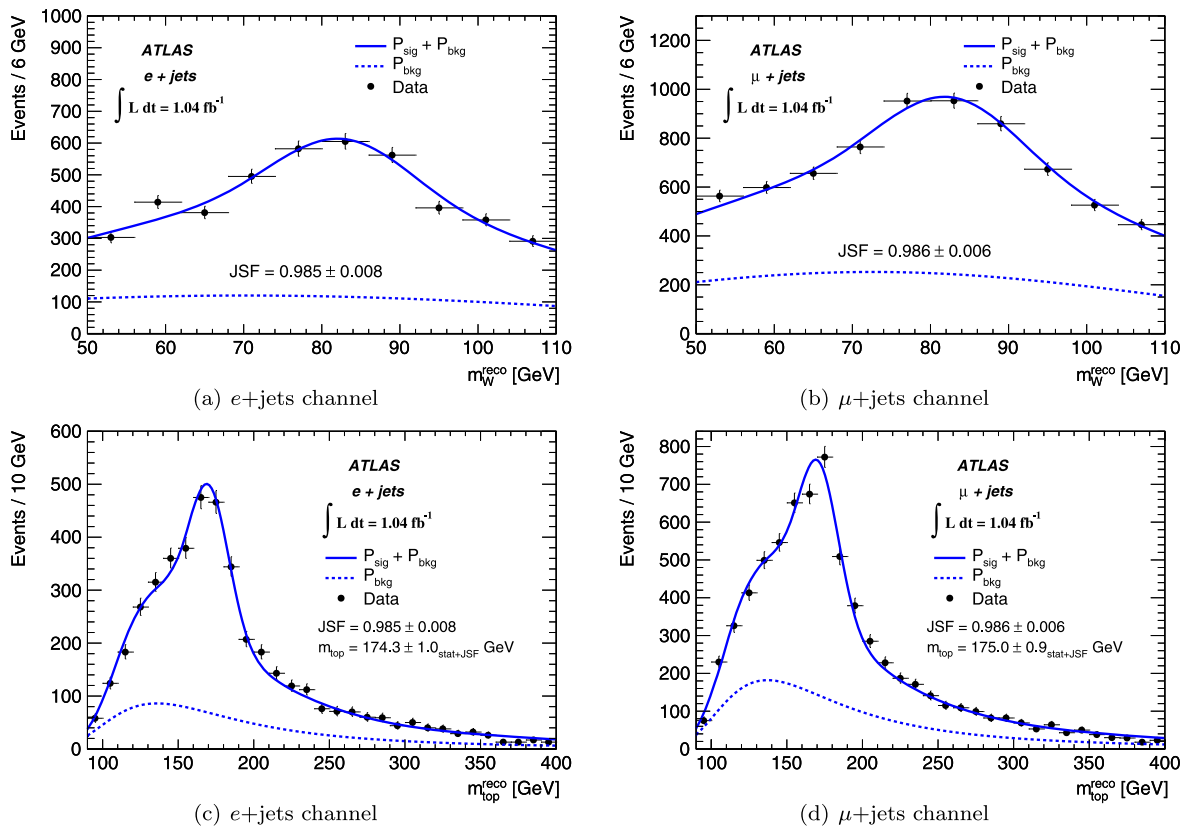


Fig. 8 2d-analysis: Mass distributions fitted to the data for the $e + jets$ channel on the left and the $\mu + jets$ channel on the right. Shown are (a, b) the m_W^{reco} distributions, and in (c, d) the $m_{\text{top}}^{\text{reco}}$ distributions. The

data points are shown with their statistical uncertainties. The lines denote the background probability density function (dashed) and the sum of the signal and background probability density functions (full)

The combinations of results are performed for the individual measurements and their uncertainties listed in Table 2 and using the formalism described in Refs. [39, 40]. The statistical correlations described above are used. The correlations of systematic uncertainties assumed in the combinations fall into three classes. For the uncertainty in question the measurements are either considered uncorrelated $\rho = 0$, fully correlated between analyses and lepton channels $\rho = 1$, or fully correlated between analyses, but uncorrelated between lepton channels denoted with $\rho = (1)$. A correlation of $\rho = 0$ is used for the sources method calibration and jet energy scale factor, which are of purely statistical nature. The sources with $\rho = 1$ are listed in Table 2. Finally, the sources with $\rho = (1)$ are QCD background normalisation and shape that are based on independent lepton fake rates in each lepton channel.

Combining the results for the two lepton channels separately for each analysis gives the following results (note that these two analyses are correlated as described above):

$$m_{\text{top}} = 174.4 \pm 0.9_{\text{stat}} \pm 2.5_{\text{syst}} \text{ GeV} \quad (1\text{d-analysis}),$$

$$m_{\text{top}} = 174.5 \pm 0.6_{\text{stat}} \pm 2.3_{\text{syst}} \text{ GeV} \quad (2\text{d-analysis}).$$

For the 1d-analysis the $\mu + jets$ channel is more precise, and consequently carries a larger weight in the combination, whereas for the 2d-analysis this is reversed. However, for both analyses, the improvement on the more precise estimate by the combination is moderate, i.e. a few percent, see Table 2.

The pairwise correlation of the four individual results range from 0.63 to 0.77, with the smallest correlation between the results from the different lepton channels of the different analyses, and the largest correlation between the ones from the two lepton channels within an individual analysis. The combination of all four measurements of m_{top} yields statistical and systematic uncertainties on the top quark mass of 0.6 GeV and 2.3 GeV, respectively. Presently this combination does not improve the precision of the measured top quark mass from the 2d-analysis, which has the better expected total uncertainty. Therefore, the result from the 2d-analysis is presented as the final result. The two analyses will differently profit from progress on the individual systematic uncertainties, which can be fully exploited by the method to estimate the statistical correlation of different estimators of m_{top} obtained in the same data sample together with the outlined combination procedure. The results

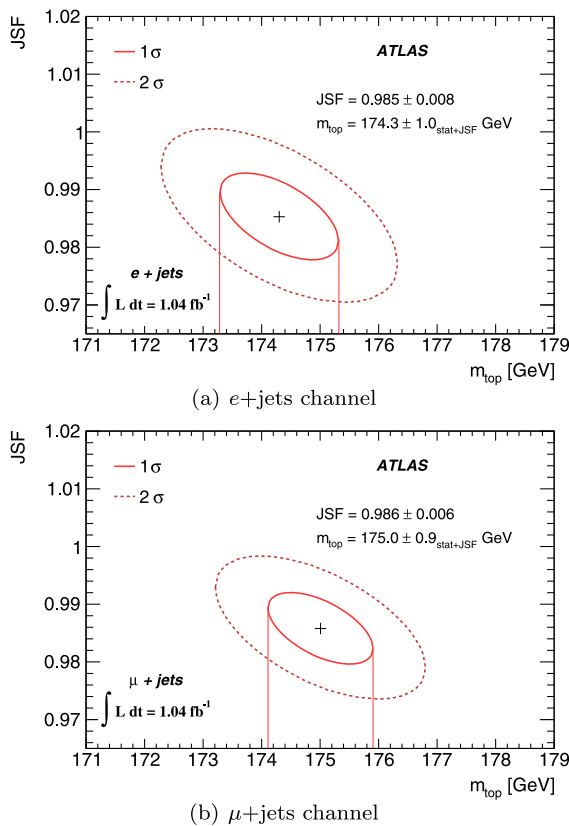


Fig. 9 2d-analysis: The correlation of the measured top quark mass m_{top} , and jet energy scale factor JSF for (a) the $e+jets$ channel, and (b) the $\mu+jets$ channel. The ellipses correspond to the one- and two standard deviation uncertainties of the two parameters

are summarised in Fig. 10 and compared to selected measurements from the Tevatron experiments.

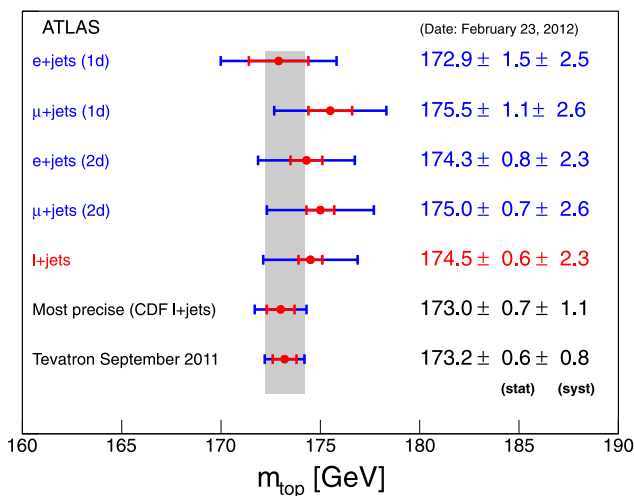


Fig. 10 The measurements on m_{top} from the individual analyses and the combined result from the 2d-analysis compared to the present combined value from the Tevatron experiments [3] and to the most precise measurement of m_{top} used in that combination

9 Summary and conclusion

The top quark mass has been measured directly via two implementations of the template method in the $e+jets$ and $\mu+jets$ decay channels, based on proton-proton collision data from 2011 corresponding to an integrated luminosity of about 1.04 fb^{-1} . The two analyses mitigate the impact of the three largest systematic uncertainties on the measured m_{top} with different methods. The $e+jets$ and $\mu+jets$ channels, and both analyses, lead to consistent results within their correlated uncertainties.

A combined 1d-analysis and 2d-analysis result does not currently improve the precision of the measured top quark mass from the 2d-analysis and hence the 2d-analysis result is presented as the final result:

$$m_{top} = 174.5 \pm 0.6_{\text{stat}} \pm 2.3_{\text{syst}} \text{ GeV.}$$

This result is statistically as precise as the m_{top} measurement obtained in the Tevatron combination, but the total uncertainty, dominated by systematic effects, is still significantly larger. In this result, the three most important sources of systematic uncertainty are from the relative b -jet to light jet energy scale, the modelling of initial and final state QCD radiation, and the light quark jet energy scale. These sources account for about 85 % of the total systematic uncertainty.

Acknowledgements We thank CERN for the very successful operation of the LHC, as well as the support staff from our institutions without whom ATLAS could not be operated efficiently.

We acknowledge the support of ANPCyT, Argentina; YerPhI, Armenia; ARC, Australia; BMWF, Austria; ANAS, Azerbaijan; SSTC, Belarus; CNPq and FAPESP, Brazil; NSERC, NRC and CFI, Canada; CERN; CONICYT, Chile; CAS, MOST and NSFC, China; COLCIENCIAS, Colombia; MSMT CR, MPO CR and VSC CR, Czech Republic; DNRF, DNSRC and Lundbeck Foundation, Denmark; ARTEMIS and ERC, European Union; IN2P3-CNRS, CEA-DSM/IRFU, France; GNAS, Georgia; BMBF, DFG, HGF, MPG and AvH Foundation, Germany; GSRT, Greece; ISF, MINERVA, GIF, DIP and Benoziyo Center, Israel; INFN, Italy; MEXT and JSPS, Japan; CNRST, Morocco; FOM and NWO, Netherlands; RCN, Norway; MNiSW, Poland; GRICES and FCT, Portugal; MERYS (MECTS), Romania; MES of Russia and ROSATOM, Russian Federation; JINR; MSTD, Serbia; MSSR, Slovakia; ARRS and MVZT, Slovenia; DST/NRF, South Africa; MICINN, Spain; SRC and Wallenberg Foundation, Sweden; SER, SNSF and Cantons of Bern and Geneva, Switzerland; NSC, Taiwan; TAEK, Turkey; STFC, the Royal Society and Leverhulme Trust, United Kingdom; DOE and NSF, United States of America.

The crucial computing support from all WLCG partners is acknowledged gratefully, in particular from CERN and the ATLAS Tier-1 facilities at TRIUMF (Canada), NDGF (Denmark, Norway, Sweden), CC-IN2P3 (France), KIT/GridKA (Germany), INFN-CNAF (Italy), NL-T1 (Netherlands), PIC (Spain), ASGC (Taiwan), RAL (UK) and BNL (USA) and in the Tier-2 facilities worldwide.

Open Access This article is distributed under the terms of the Creative Commons Attribution License which permits any use, distribution, and reproduction in any medium, provided the original author(s) and the source are credited.

References

1. T. Aaltonen et al. (The CDF and D0 Collaborations), Combined CDF and D0 upper limits on standard model Higgs boson production with up to 8.2 fb^{-1} of data (2011). [arXiv:1103.3233](https://arxiv.org/abs/1103.3233)
2. The ATLAS and CMS Collaborations, Combined standard model Higgs boson searches with up to 2.3 fb^{-1} of pp collisions at $\sqrt{s} = 7 \text{ TeV}$ at the LHC, ATLAS-CONF-2011-157 (2011). <http://cdsweb.cern.ch/record/1399599>
3. The Tevatron Electroweak Working Group for the CDF and D0 Collaborations, Combination of CDF and D0 results on the mass of the top quark using up to 5.8 fb^{-1} of data (2011). [arXiv:1107.5255](https://arxiv.org/abs/1107.5255)
4. The CMS Collaboration, Measurement of the $t\bar{t}$ production cross section and the top quark mass in the dilepton channel in pp collisions at $\sqrt{s} = 7 \text{ TeV}$. *J. High Energy Phys.* **07**, 049 (2011)
5. A. Buckley et al., General-purpose event generators for LHC physics. *Phys. Rep.* **504**, 145 (2011)
6. K. Nakamura et al. (The Particle Data Group), Review of particle physics. *J. Phys. G* **37**, 075021 (2010)
7. The ATLAS Collaboration, The ATLAS experiment at the CERN large hadron collider. *J. Instrum.* **3**, S08003 (2008)
8. S. Frixione, B.R. Webber, Matching NLO QCD computations and parton shower simulations. *J. High Energy Phys.* **06**, 029 (2002)
9. S. Frixione, P. Nason, B.R. Webber, Matching NLO QCD and parton showers in heavy flavour production. *J. High Energy Phys.* **08**, 007 (2003)
10. M. Nadolsky et al., Implications of CTEQ global analysis for collider observables. *Phys. Rev. D* **78**, 013004 (2008)
11. G. Corcella et al., HERWIG 6: An event generator for hadron emission reactions with interfering gluons (including supersymmetric processes). *J. High Energy Phys.* **01**, 010 (2001)
12. J.M. Butterworth, J.R. Forshaw, M.H. Seymour, Multiparton interactions in photoproduction at HERA. *Z. Phys. C* **72**, 637 (2006)
13. M. Aliev et al., HATHOR: HAdronic Top and Heavy quarks crOss section calculatoR. *Comput. Phys. Commun.* **182**, 1034 (2011)
14. M.L. Mangano et al., ALPGEN, a generator for hard multiparton processes in hadronic collisions. *J. High Energy Phys.* **07**, 001 (2003)
15. S. Agostinelli et al., Geant4—a simulation toolkit. *Nucl. Instrum. Methods A* **506**, 250 (2003)
16. The ATLAS Collaboration, The ATLAS simulation infrastructure. *Eur. Phys. J. C* **70**, 823 (2010)
17. M. Cacciari, G.P. Salam, G. Soyez, The anti-k(t) jet clustering algorithm. *J. High Energy Phys.* **04**, 63 (2008)
18. The ATLAS Collaboration, Calorimeter clustering algorithms: description and performance. ATL-LARG-PUB-2008-002 (2008). <https://cdsweb.cern.ch/record/1099735>
19. The ATLAS Collaboration, Jet energy measurement with the ATLAS detector in proton-proton collisions at $\sqrt{s} = 7 \text{ TeV}$. *Eur. Phys. J. C* (2011), submitted. [arXiv:1112.6426](https://arxiv.org/abs/1112.6426)
20. The ATLAS Collaborations, Selection of jets produced in proton-proton collisions with the ATLAS detector using 2011 data. ATLAS-CONF-2012-020 (2012). <http://cdsweb.cern.ch/record/1430034>
21. The ATLAS Collaboration, Commissioning of the ATLAS high-performance b-tagging algorithms in the 7 TeV collision data. ATLAS-CONF-2011-102 (2011). <http://cdsweb.cern.ch/record/1369219>
22. The ATLAS Collaboration, Luminosity determination in pp collisions at $\sqrt{s} = 7 \text{ TeV}$ using the ATLAS Detector in 2011. ATLAS-CONF-2011-116 (2011). <http://cdsweb.cern.ch/record/1367408>
23. The ATLAS Collaboration, Luminosity determination in pp collisions at $\sqrt{s} = 7 \text{ TeV}$ using the ATLAS detector at the LHC. *Eur. Phys. J. C* **71**, 1630 (2011)
24. The ATLAS Collaboration, Top quark pair production cross-section measurements in ATLAS in the single lepton + jets channel without b-tagging. ATLAS-CONF-2011-023 (2011). <http://cdsweb.cern.ch/record/1336753>
25. The ATLAS Collaboration, Measurement of the top-quark mass using the template method in pp collisions at $\sqrt{s} = 7 \text{ TeV}$ with the ATLAS detector. ATLAS-CONF-2011-033 (2011). <http://cdsweb.cern.ch/record/1337783>
26. D.V. Hinkley, On the ratio of two correlated normal random variables. *Biometrika* **56**(3), 635–639 (1969). <http://biomet.oxfordjournals.org/content/56/3/635>
27. A. Abulencia et al. (The CDF Collaboration), Top quark mass measurement using the template method in the lepton + jets channel at CDF II. *Phys. Rev. D* **73**, 032003 (2006)
28. S. Frixione, P. Nason, C. Oleari, Matching NLO QCD computations with parton shower simulations: the POWHEG method. *J. High Energy Phys.* **11**, 070 (2007)
29. T. Sjöstrand, S. Mrenna, P.Z. Skands, PYTHIA 6.4 physics and manual. *J. High Energy Phys.* **05**, 026 (2006)
30. B.P. Kersevan, E. Richter-Was, The Monte Carlo event generator AcerMC version 1.0 with interfaces to PYTHIA 6.2 and HERWIG 6.3. *Comput. Phys. Commun.* **149**, 142 (2003)
31. B.P. Kersevan, E. Richter-Was, The Monte Carlo event generator AcerMC version 2.0 with interfaces to PYTHIA 6.2 and HERWIG 6.5 (2004). [hep-ph/0405247](https://arxiv.org/abs/hep-ph/0405247)
32. P.Z. Skands, Tuning Monte Carlo generators: the Perugia Tunes. *Phys. Rev. D* **82**, 074018 (2010)
33. M.G. Albrow et al. (The TeV4LHC QCD Working Group Collaboration), Tevatron-for-LHC report of the QCD Working Group (2006). [hep-ph/0610012](https://arxiv.org/abs/hep-ph/0610012)
34. A. Buckley et al., Systematic event generator tuning for the LHC. *Eur. Phys. J. C* **65**, 331 (2010)
35. The ATLAS Collaboration, Reconstructed jet multiplicities from the top-quark pair decays and associated jets in pp collisions at $\sqrt{s} = 7 \text{ TeV}$ measured with the ATLAS detector at the LHC. ATLAS-CONF-2011-142 (2011). <http://cdsweb.cern.ch/record/1385518>
36. The ATLAS Collaboration, Measurement of $t\bar{t}$ production with a veto on additional central jet activity in pp collisions at $\sqrt{s} = 7 \text{ TeV}$ using the ATLAS detector. *Eur. Phys. J. C* (2012). doi:10.1140/epjc/s10052-012-2043-9
37. J. Pumplin et al., New generation of parton distributions with uncertainties from global QCD analysis. *J. High Energy Phys.* **07**, 012 (2002)
38. The ATLAS Collaboration, Calibrating the b-tag efficiency and mistag rate in 35 pb^{-1} of data with the ATLAS detector. ATLAS-CONF-2011-089 (2011). <http://cdsweb.cern.ch/record/1356198>
39. L. Lyons, D. Gibaut, P. Clifford, How to combine correlated estimates of a single physical quantity. *Nucl. Instrum. Methods A* **270**, 110 (1988)
40. A. Valassi, Combining correlated measurements of several different quantities. *Nucl. Instrum. Methods A* **500**, 391 (2003)

The ATLAS Collaboration

G. Aad⁴⁸, B. Abbott¹¹⁰, J. Abdallah¹¹, A.A. Abdelalim⁴⁹, A. Abdesselam¹¹⁷, O. Abidinov¹⁰, B. Abi¹¹¹, M. Abolins⁸⁷, O.S. AbouZeid¹⁵⁷, H. Abramowicz¹⁵², H. Abreu¹¹⁴, E. Acerbi^{88a,88b}, B.S. Acharya^{163a,163b}, L. Adamczyk³⁷, D.L. Adams²⁴, T.N. Addy⁵⁶, J. Adelman¹⁷⁴, M. Aderholz⁹⁸, S. Adomeit⁹⁷, P. Adragna⁷⁴, T. Adye¹²⁸, S. Aefsky²², J.A. Aguilar-Saavedra^{123b,a}, M. Aharrouche⁸⁰, S.P. Ahlen²¹, F. Ahles⁴⁸, A. Ahmad¹⁴⁷, M. Ahsan⁴⁰, G. Aielli^{132a,132b}, T. Akdogan^{18a}, T.P.A. Åkesson⁷⁸, G. Akimoto¹⁵⁴, A.V. Akimov⁹³, A. Akiyama⁶⁶, M.S. Alam¹, M.A. Alam⁷⁵, J. Albert¹⁶⁸, S. Albrand⁵⁵, M. Aleksa²⁹, I.N. Aleksandrov⁶⁴, F. Alessandria^{88a}, C. Alexa^{25a}, G. Alexander¹⁵², G. Alexandre⁴⁹, T. Alexopoulos⁹, M. Alhroob²⁰, M. Aliev¹⁵, G. Alimonti^{88a}, J. Alison¹¹⁹, M. Aliyev¹⁰, B.M.M. Allbrooke¹⁷, P.P. Allport⁷², S.E. Allwood-Spiers⁵³, J. Almond⁸¹, A. Aloisio^{101a,101b}, R. Alon¹⁷⁰, A. Alonso⁷⁸, B. Alvarez Gonzalez⁸⁷, M.G. Alviggi^{101a,101b}, K. Amako⁶⁵, P. Amaral²⁹, C. Amelung²², V.V. Ammosov¹²⁷, A. Amorim^{123a,b}, G. Amorós¹⁶⁶, N. Amram¹⁵², C. Anastopoulos²⁹, L.S. Ancu¹⁶, N. Andari¹¹⁴, T. Andeen³⁴, C.F. Anders²⁰, G. Anders^{58a}, K.J. Anderson³⁰, A. Andreazza^{88a,88b}, V. Andrei^{58a}, M-L. Andrieux⁵⁵, X.S. Anduaga⁶⁹, A. Angerami³⁴, F. Anghinolfi²⁹, A. Anisenkov¹⁰⁶, N. Anjos^{123a}, A. Annovi⁴⁷, A. Antonaki⁸, M. Antonelli⁴⁷, A. Antonov⁹⁵, J. Antos^{143b}, F. Anulli^{131a}, S. Aoun⁸², L. Aperio Bella⁴, R. Apolle^{117,c}, G. Arabidze⁸⁷, I. Aracena¹⁴², Y. Arai⁶⁵, A.T.H. Arce⁴⁴, S. Arfaoui¹⁴⁷, J-F. Arguin¹⁴, E. Arik^{18a,*}, M. Arik^{18a}, A.J. Armbruster⁸⁶, O. Arnaez⁸⁰, C. Arnault¹¹⁴, A. Artamonov⁹⁴, G. Artoni^{131a,131b}, D. Arutinov²⁰, S. Asai¹⁵⁴, R. Asfandiyarov¹⁷¹, S. Ask²⁷, B. Åsman^{145a,145b}, L. Asquith⁵, K. Assamagan²⁴, A. Astbury¹⁶⁸, A. Astvatsatourov⁵², B. Aubert⁴, E. Auge¹¹⁴, K. Augsten¹²⁶, M. Aurousseau^{144a}, G. Avolio¹⁶², R. Avramidou⁹, D. Axen¹⁶⁷, C. Ay⁵⁴, G. Azuelos^{92,d}, Y. Azuma¹⁵⁴, M.A. Baak²⁹, G. Baccaglioni^{88a}, C. Bacci^{133a,133b}, A.M. Bach¹⁴, H. Bachacou¹³⁵, K. Bachas²⁹, M. Backes⁴⁹, M. Backhaus²⁰, E. Badescu^{25a}, P. Bagnaia^{131a,131b}, S. Bahinipati², Y. Bai^{32a}, D.C. Bailey¹⁵⁷, T. Bain¹⁵⁷, J.T. Baines¹²⁸, O.K. Baker¹⁷⁴, M.D. Baker²⁴, S. Baker⁷⁶, E. Banas³⁸, P. Banerjee⁹², Sw. Banerjee¹⁷¹, D. Banfi²⁹, A. Bangert¹⁴⁹, V. Bansal¹⁶⁸, H.S. Bansil¹⁷, L. Barak¹⁷⁰, S.P. Baranov⁹³, A. Barashkou⁶⁴, A. Barbaro Galtieri¹⁴, T. Barber⁴⁸, E.L. Barberio⁸⁵, D. Barberis^{50a,50b}, M. Barbero²⁰, D.Y. Bardin⁶⁴, T. Barillari⁹⁸, M. Barisonzi¹⁷³, T. Barklow¹⁴², N. Barlow²⁷, B.M. Barnett¹²⁸, R.M. Barnett¹⁴, A. Baroncelli^{133a}, G. Barone⁴⁹, A.J. Barr¹¹⁷, F. Barreiro⁷⁹, J. Barreiro Guimarães da Costa⁵⁷, P. Barrillon¹¹⁴, R. Bartoldus¹⁴², A.E. Barton⁷⁰, V. Bartsch¹⁴⁸, R.L. Bates⁵³, L. Batkova^{143a}, J.R. Batley²⁷, A. Battaglia¹⁶, M. Battistin²⁹, F. Bauer¹³⁵, H.S. Bawa^{142,e}, S. Beale⁹⁷, B. Beare¹⁵⁷, T. Beau⁷⁷, P.H. Beauchemin¹⁶⁰, R. Beccherle^{50a}, P. Bechtel²⁰, H.P. Beck¹⁶, S. Becker⁹⁷, M. Beckingham¹³⁷, K.H. Becks¹⁷³, A.J. Beddall^{18c}, A. Beddall^{18c}, S. Bedikian¹⁷⁴, V.A. Bednyakov⁶⁴, C.P. Bee⁸², M. Begel²⁴, S. Behar Harpaz¹⁵¹, P.K. Behera⁶², M. Beimforde⁹⁸, C. Belanger-Champagne⁸⁴, P.J. Bell⁴⁹, W.H. Bell⁴⁹, G. Bella¹⁵², L. Bellagamba^{19a}, F. Bellina²⁹, M. Bellomo²⁹, A. Belloni⁵⁷, O. Beloborodova^{106,f}, K. Belotskiy⁹⁵, O. Beltramello²⁹, S. Ben Ami¹⁵¹, O. Benary¹⁵², D. Bencheekroun^{134a}, C. Benchouk⁸², M. Bendel⁸⁰, N. Benekos¹⁶⁴, Y. Benhammou¹⁵², E. Benhar Noccioli⁴⁹, J.A. Benitez Garcia^{158b}, D.P. Benjamin⁴⁴, M. Benoit¹¹⁴, J.R. Bensinger²², K. Benslama¹²⁹, S. Bentvelsen¹⁰⁴, D. Berge²⁹, E. Bergeas Kuutmann⁴¹, N. Berger⁴, F. Berghaus¹⁶⁸, E. Berglund¹⁰⁴, J. Beringer¹⁴, P. Bernat⁷⁶, R. Bernhard⁴⁸, C. Bernius²⁴, T. Berry⁷⁵, C. Bertella⁸², A. Bertin^{19a,19b}, F. Bertinelli²⁹, F. Bertolucci^{121a,121b}, M.I. Besana^{88a,88b}, N. Besson¹³⁵, S. Bethke⁹⁸, W. Bhimji⁴⁵, R.M. Bianchi²⁹, M. Bianco^{71a,71b}, O. Biebel⁹⁷, S.P. Bieniek⁷⁶, K. Bierwagen⁵⁴, J. Biesiada¹⁴, M. Biglietti^{133a}, H. Bilokon⁴⁷, M. Bindi^{19a,19b}, S. Binet¹¹⁴, A. Bingul^{18c}, C. Bini^{131a,131b}, C. Biscarat¹⁷⁶, U. Bitenc⁴⁸, K.M. Black²¹, R.E. Blair⁵, J.-B. Blanchard¹³⁵, G. Blanchot²⁹, T. Blazek^{143a}, C. Blocker²², J. Blocki³⁸, A. Blondel⁴⁹, W. Blum⁸⁰, U. Blumenschein⁵⁴, G.J. Bobbink¹⁰⁴, V.B. Bobrovnikov¹⁰⁶, S.S. Bocchetta⁷⁸, A. Bocci⁴⁴, C.R. Boddy¹¹⁷, M. Boehler⁴¹, J. Boek¹⁷³, N. Boelaert³⁵, J.A. Bogaerts²⁹, A. Bogdanchikov¹⁰⁶, A. Bogouch^{89,*}, C. Bohm^{145a}, V. Boisvert⁷⁵, T. Bold³⁷, V. Boldea^{25a}, N.M. Bolnet¹³⁵, M. Bona⁷⁴, V.G. Bondarenko⁹⁵, M. Bondioli¹⁶², M. Boonekamp¹³⁵, C.N. Booth¹³⁸, S. Bordini⁷⁷, C. Borer¹⁶, A. Borisov¹²⁷, G. Borissov⁷⁰, I. Borjanovic^{12a}, M. Borri⁸¹, S. Borroni⁸⁶, V. Bortolotto^{133a,133b}, K. Bos¹⁰⁴, D. Boscherini^{19a}, M. Bosman¹¹, H. Boterenbrood¹⁰⁴, D. Botterill¹²⁸, J. Bouchami⁹², J. Boudreau¹²², E.V. Bouhova-Thacker⁷⁰, D. Boumediene³³, C. Bourdarios¹¹⁴, N. Bousson⁸², A. Boveia³⁰, J. Boyd²⁹, I.R. Boyko⁶⁴, N.I. Bozhko¹²⁷, I. Bozovic-Jelisavcic^{12b}, J. Bracinik¹⁷, A. Braem²⁹, P. Branchini^{133a}, G.W. Brandenburg⁵⁷, A. Brandt⁷, G. Brandt¹¹⁷, O. Brandt⁵⁴, U. Bratzler¹⁵⁵, B. Brau⁸³, J.E. Brau¹¹³, H.M. Braun¹⁷³, B. Brelrier¹⁵⁷, J. Bremer²⁹, R. Brenner¹⁶⁵, S. Bressler¹⁷⁰, D. Breton¹¹⁴, D. Britton⁵³, F.M. Brochu²⁷, I. Brock²⁰, R. Brock⁸⁷, T.J. Brodbeck⁷⁰, E. Brodet¹⁵², F. Broggi^{88a}, C. Bromberg⁸⁷, J. Bronner⁹⁸, G. Brooijmans³⁴, W.K. Brooks^{31b}, G. Brown⁸¹, H. Brown⁷, P.A. Bruckman de Renstrom³⁸, D. Bruncko^{143b}, R. Bruneliere⁴⁸, S. Brunet⁶⁰, A. Bruni^{19a}, G. Bruni^{19a}, M. Bruschi^{19a}, T. Buanes¹³, Q. Buat⁵⁵, F. Bucci⁴⁹, J. Buchanan¹¹⁷, N.J. Buchanan², P. Buchholz¹⁴⁰, R.M. Buckingham¹¹⁷, A.G. Buckley⁴⁵, S.I. Buda^{25a}, I.A. Budagov⁶⁴, B. Budick¹⁰⁷, V. Büscher⁸⁰, L. Bugge¹¹⁶, O. Bulekov⁹⁵, M. Bunse⁴², T. Buran¹¹⁶, H. Burckhart²⁹, S. Burdin⁷², T. Burgess¹³, S. Burke¹²⁸, E. Busato³³, P. Bussey⁵³, C.P. Buszello¹⁶⁵, F. Butin²⁹, B. Butler¹⁴², J.M. Butler²¹, C.M. Buttar⁵³, J.M. Butterworth⁷⁶, W. Buttinger²⁷, S. Cabrera Urbán¹⁶⁶, D. Caforio^{19a,19b}, O. Cakir^{3a}, P. Calafiura¹⁴, G. Calderini⁷⁷, P. Calfayan⁹⁷,

R. Calkins¹⁰⁵, L.P. Caloba^{23a}, R. Caloi^{131a,131b}, D. Calvet³³, S. Calvet³³, R. Camacho Toro³³, P. Camarri^{132a,132b}, M. Cambiagli^{118a,118b}, D. Cameron¹¹⁶, L.M. Caminada¹⁴, S. Campana²⁹, M. Campanelli⁷⁶, V. Canale^{101a,101b}, F. Canelli^{30,g}, A. Canepa^{158a}, J. Cantero⁷⁹, L. Capasso^{101a,101b}, M.D.M. Capeans Garrido²⁹, I. Caprini^{25a}, M. Caprini^{25a}, D. Capriotti⁹⁸, M. Capua^{36a,36b}, R. Caputo⁸⁰, C. Caramarcu²⁴, R. Cardarelli^{132a}, T. Carli²⁹, G. Carlino^{101a}, L. Carminati^{88a,88b}, B. Caron⁸⁴, S. Caron¹⁰³, G.D. Carrillo Montoya¹⁷¹, A.A. Carter⁷⁴, J.R. Carter²⁷, J. Carvalho^{123a,h}, D. Casadei¹⁰⁷, M.P. Casado¹¹, M. Cascella^{121a,121b}, C. Caso^{50a,50b,*}, A.M. Castaneda Hernandez¹⁷¹, E. Castaneda-Miranda¹⁷¹, V. Castillo Gimenez¹⁶⁶, N.F. Castro^{123a}, G. Cataldi^{71a}, F. Cataneo²⁹, A. Catinaccio²⁹, J.R. Catmore²⁹, A. Cattai²⁹, G. Cattani^{132a,132b}, S. Caughron⁸⁷, D. Cauz^{163a,163c}, P. Cavalleri⁷⁷, D. Cavalli^{88a}, M. Cavalli-Sforza¹¹, V. Cavasinni^{121a,121b}, F. Ceradini^{133a,133b}, A.S. Cerqueira^{23b}, A. Cerri²⁹, L. Cerrito⁷⁴, F. Cerutti⁴⁷, S.A. Cetin^{18b}, F. Cevenini^{101a,101b}, A. Chafaq^{134a}, D. Chakraborty¹⁰⁵, K. Chan², B. Chapleau⁸⁴, J.D. Chapman²⁷, J.W. Chapman⁸⁶, E. Chareyre⁷⁷, D.G. Charlton¹⁷, V. Chavda⁸¹, C.A. Chavez Barajas²⁹, S. Cheatham⁸⁴, S. Chekanov⁵, S.V. Chekulaev^{158a}, G.A. Chelkov⁶⁴, M.A. Chelstowska¹⁰³, C. Chen⁶³, H. Chen²⁴, S. Chen^{32c}, T. Chen^{32c}, X. Chen¹⁷¹, S. Cheng^{32a}, A. Cheplakov⁶⁴, V.F. Chepurinov⁶⁴, R. Cherkaoui El Moursli^{134e}, V. Chernyatin²⁴, E. Cheu⁶, S.L. Cheung¹⁵⁷, L. Chevalier¹³⁵, G. Chiefari^{101a,101b}, L. Chikovani^{51a}, J.T. Childers²⁹, A. Chilingarov⁷⁰, G. Chiodini^{71a}, A.S. Chisholm¹⁷, M.V. Chizhov⁶⁴, G. Choudalakis³⁰, S. Chouridou¹³⁶, I.A. Christidi⁷⁶, A. Christov⁴⁸, D. Chromek-Burckhart²⁹, M.L. Chu¹⁵⁰, J. Chudoba¹²⁴, G. Ciapetti^{131a,131b}, K. Ciba³⁷, A.K. Ciftci^{3a}, R. Ciftci^{3a}, D. Cinca³³, V. Cindro⁷³, M.D. Ciobotaru¹⁶², C. Ciocca^{19a}, A. Ciocio¹⁴, M. Cirilli⁸⁶, M. Citterio^{88a}, M. Ciubancan^{25a}, A. Clark⁴⁹, P.J. Clark⁴⁵, W. Cleland¹²², J.C. Clemens⁸², B. Clement⁵⁵, C. Clement^{145a,145b}, R.W. Clift¹²⁸, Y. Coadou⁸², M. Cobal^{163a,163c}, A. Coccaro¹⁷¹, J. Cochran⁶³, P. Coe¹¹⁷, J.G. Cogan¹⁴², J. Coggeshall¹⁶⁴, E. Cogneras¹⁷⁶, J. Colas⁴, A.P. Colijn¹⁰⁴, N.J. Collins¹⁷, C. Collins-Tooth⁵³, J. Collot⁵⁵, G. Colon⁸³, P. Conde Muiño^{123a}, E. Coniavitis¹¹⁷, M.C. Conidi¹¹, M. Consonni¹⁰³, V. Consorti⁴⁸, S. Constantinescu^{25a}, C. Conta^{118a,118b}, F. Conventi^{101a,i}, J. Cook²⁹, M. Cooke¹⁴, B.D. Cooper⁷⁶, A.M. Cooper-Sarkar¹¹⁷, K. Copic¹⁴, T. Cornelissen¹⁷³, M. Corradi^{19a}, F. Corriveau^{84,j}, A. Cortes-Gonzalez¹⁶⁴, G. Cortiana⁹⁸, G. Costa^{88a}, M.J. Costa¹⁶⁶, D. Costanzo¹³⁸, T. Costin³⁰, D. Côté²⁹, R. Coura Torres^{23a}, L. Courneyea¹⁶⁸, G. Cowan⁷⁵, C. Cowden²⁷, B.E. Cox⁸¹, K. Cranmer¹⁰⁷, F. Crescioli^{121a,121b}, M. Cristinziani²⁰, G. Crosetti^{36a,36b}, R. Crupi^{71a,71b}, S. Crépe-Renaudin⁵⁵, C.-M. Cuciuc^{25a}, C. Cuenca Almenar¹⁷⁴, T. Cuhadar Donszelmann¹³⁸, M. Curatolo⁴⁷, C.J. Curtis¹⁷, C. Cuthbert¹⁴⁹, P. Cwetanski⁶⁰, H. Czirr¹⁴⁰, P. Czodrowski⁴³, Z. Czyzula¹⁷⁴, S. D'Auria⁵³, M. D'Onofrio⁷², A. D'Orazio^{131a,131b}, P.V.M. Da Silva^{23a}, C. Da Via⁸¹, W. Dabrowski³⁷, T. Dai⁸⁶, C. Dallapiccola⁸³, M. Dam³⁵, M. Dameri^{50a,50b}, D.S. Damiani¹³⁶, H.O. Danielsson²⁹, D. Dannheim⁹⁸, V. Dao⁴⁹, G. Darbo^{50a}, G.L. Darlea^{25b}, W. Davey²⁰, T. Davidek¹²⁵, N. Davidson⁸⁵, R. Davidson⁷⁰, E. Davies^{117,c}, M. Davies⁹², A.R. Davison⁷⁶, Y. Davygora^{58a}, E. Dawe¹⁴¹, I. Dawson¹³⁸, J.W. Dawson^{5,*}, R.K. Daya-Ishmukhametova²², K. De⁷, R. de Asmundis^{101a}, S. De Castro^{19a,19b}, P.E. De Castro Faria Salgado²⁴, S. De Cecco⁷⁷, J. de Graat⁹⁷, N. De Groot¹⁰³, P. de Jong¹⁰⁴, C. De La Taille¹¹⁴, H. De la Torre⁷⁹, B. De Lotto^{163a,163c}, L. de Mora⁷⁰, L. De Nooij¹⁰⁴, D. De Pedis^{131a}, A. De Salvo^{131a}, U. De Sanctis^{163a,163c}, A. De Santo¹⁴⁸, J.B. De Vivie De Regie¹¹⁴, S. Dean⁷⁶, W.J. Dearnaley⁷⁰, R. Debbé²⁴, C. Debenedetti⁴⁵, D.V. Dedovich⁶⁴, J. Degenhardt¹¹⁹, M. Dehchar¹¹⁷, C. Del Papa^{163a,163c}, J. Del Peso⁷⁹, T. Del Prete^{121a,121b}, T. Delemontex⁵⁵, M. Deliyergiyev⁷³, A. Dell'Acqua²⁹, L. Dell'Asta²¹, M. Della Pietra^{101a,i}, D. della Volpe^{101a,101b}, M. Delmastro⁴, N. Delruelle²⁹, P.A. Delsart⁵⁵, C. Deluca¹⁴⁷, S. Demers¹⁷⁴, M. Demichev⁶⁴, B. Demirkoz^{11,k}, J. Deng¹⁶², S.P. Denisov¹²⁷, D. Derendarz³⁸, J.E. Derkaoui^{134d}, F. Derue⁷⁷, P. Dervan⁷², K. Desch²⁰, E. Devetak¹⁴⁷, P.O. Deviveiros¹⁰⁴, A. Dewhurst¹²⁸, B. DeWilde¹⁴⁷, S. Dhaliwal¹⁵⁷, R. Dhullipudi^{24,1}, A. Di Ciaccio^{132a,132b}, L. Di Ciaccio⁴, A. Di Girolamo²⁹, B. Di Girolamo²⁹, S. Di Luise^{133a,133b}, A. Di Mattia¹⁷¹, B. Di Micco²⁹, R. Di Nardo⁴⁷, A. Di Simone^{132a,132b}, R. Di Sipio^{19a,19b}, M.A. Diaz^{31a}, F. Diblen^{18c}, E.B. Diehl⁸⁶, J. Dietrich⁴¹, T.A. Dietzsch^{58a}, S. Diglio⁸⁵, K. Dindar Yagci³⁹, J. Dingfelder²⁰, C. Dionisi^{131a,131b}, P. Dita^{25a}, S. Dita^{25a}, F. Dittus²⁹, F. Djama⁸², T. Djobava^{51b}, M.A.B. do Vale^{23c}, A. Do Valle Wemans^{123a}, T.K.O. Doan⁴, M. Dobbs⁸⁴, R. Dobinson^{29,*}, D. Dobos²⁹, E. Dobson^{29,m}, J. Dodd³⁴, C. Doglioni⁴⁹, T. Doherty⁵³, Y. Doi^{65,*}, J. Dolejsi¹²⁵, I. Dolenc⁷³, Z. Dolezal¹²⁵, B.A. Dolgoshein^{95,*}, T. Dohmae¹⁵⁴, M. Donadelli^{23d}, M. Donega¹¹⁹, J. Donini³³, J. Dopke²⁹, A. Doria^{101a}, A. Dos Anjos¹⁷¹, M. Dosi¹¹, A. Dotti^{121a,121b}, M.T. Dova⁶⁹, J.D. Dowell¹⁷, A.D. Doxiadis¹⁰⁴, A.T. Doyle⁵³, Z. Drasal¹²⁵, J. Drees¹⁷³, N. Dressnandt¹¹⁹, H. Drevermann²⁹, C. Driouichi³⁵, M. Dris⁹, J. Dubbert⁹⁸, S. Dube¹⁴, E. Duchovni¹⁷⁰, G. Duckeck⁹⁷, A. Dudarev²⁹, F. Dudziak⁶³, M. Dührssen²⁹, I.P. Duerdoth⁸¹, L. Duflot¹¹⁴, M.-A. Dufour⁸⁴, M. Dunford²⁹, H. Duran Yildiz^{3a}, R. Duxfield¹³⁸, M. Dwuznik³⁷, F. Dydak²⁹, M. Düren⁵², W.L. Ebenstein⁴⁴, J. Ebke⁹⁷, S. Eckweiler⁸⁰, K. Edmonds⁸⁰, C.A. Edwards⁷⁵, N.C. Edwards⁵³, W. Ehrenfeld⁴¹, T. Ehrich⁹⁸, T. Eifert¹⁴², G. Eigen¹³, K. Einsweiler¹⁴, E. Eisenhandler⁷⁴, T. Ekelof¹⁶⁵, M. El Kacimi^{134c}, M. Ellert¹⁶⁵, S. Elles⁴, F. Ellinghaus⁸⁰, K. Ellis⁷⁴, N. Ellis²⁹, J. Elmsheuser⁹⁷, M. Elsing²⁹, D. Emelianov¹²⁸, R. Engelmann¹⁴⁷, A. Engl⁹⁷, B. Epp⁶¹, A. Eppig⁸⁶, J. Erdmann⁵⁴, A. Ereditato¹⁶, D. Eriksson^{145a}, J. Ernst¹, M. Ernst²⁴, J. Ernwein¹³⁵, D. Errede¹⁶⁴, S. Errede¹⁶⁴, E. Ertel⁸⁰, M. Escalier¹¹⁴, C. Escobar¹²², X. Espinal Curull¹¹, B. Esposito⁴⁷, F. Etienne⁸², A.I. Etiennev¹³⁵, E. Etzion¹⁵², D. Evangelakou⁵⁴, H. Evans⁶⁰, L. Fabbri^{19a,19b}, C. Fabre²⁹, R.M. Fakhruddinov¹²⁷, S. Falciano^{131a}, Y. Fang¹⁷¹, M. Fanti^{88a,88b}, A. Farbin⁷, A. Far-

illa^{133a}, J. Farley¹⁴⁷, T. Farooque¹⁵⁷, S.M. Farrington¹¹⁷, P. Farthouat²⁹, P. Fassnacht²⁹, D. Fassouliotis⁸, B. Fatholahzadeh¹⁵⁷, A. Favareto^{88a,88b}, L. Fayard¹¹⁴, S. Fazio^{36a,36b}, R. Febbraro³³, P. Federic^{143a}, O.L. Fedin¹²⁰, W. Fedorko⁸⁷, M. Fehling-Kaschek⁴⁸, L. Feligioni⁸², D. Fellmann⁵, C. Feng^{32d}, E.J. Feng³⁰, A.B. Fenyuk¹²⁷, J. Ferencei^{143b}, J. Ferland⁹², W. Fernando¹⁰⁸, S. Ferrag⁵³, J. Ferrando⁵³, V. Ferrara⁴¹, A. Ferrari¹⁶⁵, P. Ferrari¹⁰⁴, R. Ferrari^{118a}, A. Ferrer¹⁶⁶, M.L. Ferrer⁴⁷, D. Ferrere⁴⁹, C. Ferretti⁸⁶, A. Ferretto Parodi^{50a,50b}, M. Fiascaris³⁰, F. Fiedler⁸⁰, A. Filipič⁷³, A. Filippas⁹, F. Filthaut¹⁰³, M. Fincke-Keeler¹⁶⁸, M.C.N. Fiolhais^{123a,h}, L. Fiorini¹⁶⁶, A. Firan³⁹, G. Fischer⁴¹, P. Fischer²⁰, M.J. Fisher¹⁰⁸, M. Flechl⁴⁸, I. Fleck¹⁴⁰, J. Fleckner⁸⁰, P. Fleischmann¹⁷², S. Fleischmann¹⁷³, T. Flick¹⁷³, L.R. Flores Castillo¹⁷¹, M.J. Flowerdew⁹⁸, M. Fokitis⁹, T. Fonseca Martin¹⁶, D.A. Forbush¹³⁷, A. Formica¹³⁵, A. Forti⁸¹, D. Fortin^{158a}, J.M. Foster⁸¹, D. Fournier¹¹⁴, A. Foussat²⁹, A.J. Fowler⁴⁴, K. Fowler¹³⁶, H. Fox⁷⁰, P. Francavilla¹¹, S. Franchino^{118a,118b}, D. Francis²⁹, T. Frank¹⁷⁰, M. Franklin⁵⁷, S. Franz²⁹, M. Fraternali^{118a,118b}, S. Fratina¹¹⁹, S.T. French²⁷, F. Friedrich⁴³, R. Froeschl²⁹, D. Froidevaux²⁹, J.A. Frost²⁷, C. Fukunaga¹⁵⁵, E. Fullana Torregrosa²⁹, J. Fuster¹⁶⁶, C. Gabaldon²⁹, O. Gabizon¹⁷⁰, T. Gadfort²⁴, S. Gadomski⁴⁹, G. Gagliardi^{50a,50b}, P. Gagnon⁶⁰, C. Galea⁹⁷, E.J. Gallas¹¹⁷, V. Gallo¹⁶, B.J. Gallop¹²⁸, P. Gallus¹²⁴, K.K. Gan¹⁰⁸, Y.S. Gao^{142,e}, V.A. Gapienko¹²⁷, A. Gaponenko¹⁴, F. Garberson¹⁷⁴, M. Garcia-Sciveres¹⁴, C. García¹⁶⁶, J.E. García Navarro¹⁶⁶, R.W. Gardner³⁰, N. Garelli²⁹, H. Garitaonandia¹⁰⁴, V. Garonne²⁹, J. Garvey¹⁷, C. Gatti⁴⁷, G. Gaudio^{118a}, B. Gaur¹⁴⁰, L. Gauthier¹³⁵, I.L. Gavrilenko⁹³, C. Gay¹⁶⁷, G. Gaycken²⁰, J.-C. Gayde²⁹, E.N. Gazis⁹, P. Ge^{32d}, C.N.P. Gee¹²⁸, D.A.A. Geerts¹⁰⁴, Ch. Geich-Gimbel²⁰, K. Gellerstedt^{145a,145b}, C. Gemme^{50a}, A. Gemmell⁵³, M.H. Genest⁵⁵, S. Gentile^{131a,131b}, M. George⁵⁴, S. George⁷⁵, P. Gerlach¹⁷³, A. Gershon¹⁵², C. Geweniger^{58a}, H. Ghazlane^{134b}, N. Ghodbane³³, B. Giacobbe^{19a}, S. Giagu^{131a,131b}, V. Giakoumopoulou⁸, V. Giangiobbe¹¹, F. Gianotti²⁹, B. Gibbard²⁴, A. Gibson¹⁵⁷, S.M. Gibson²⁹, L.M. Gilbert¹¹⁷, V. Gilewsky⁹⁰, D. Gillberg²⁸, A.R. Gillman¹²⁸, D.M. Gingrich^{2,d}, J. Ginzburg¹⁵², N. Giokaris⁸, M.P. Giordani^{163c}, R. Giordano^{101a,101b}, F.M. Giorgi¹⁵, P. Giovannini⁹⁸, P.F. Giraud¹³⁵, D. Giugni^{88a}, M. Giunta⁹², P. Giusti^{19a}, B.K. Gjelsten¹¹⁶, L.K. Gladilin⁹⁶, C. Glasman⁷⁹, J. Glatzer⁴⁸, A. Glazov⁴¹, K.W. Glitza¹⁷³, G.L. Glonti⁶⁴, J.R. Goddard⁷⁴, J. Godfrey¹⁴¹, J. Godlewski²⁹, M. Goebel⁴¹, T. Göpfert⁴³, C. Goeringer⁸⁰, C. Gössling⁴², T. Göttfert⁹⁸, S. Goldfarb⁸⁶, T. Golling¹⁷⁴, A. Gomes^{123a,b}, L.S. Gomez Fajardo⁴¹, R. Gonçalves⁷⁵, J. Goncalves Pinto Firmino Da Costa⁴¹, L. Gonella²⁰, A. Gonidec²⁹, S. Gonzalez¹⁷¹, S. González de la Hoz¹⁶⁶, G. Gonzalez Parra¹¹, M.L. Gonzalez Silva²⁶, S. Gonzalez-Sevilla⁴⁹, J.J. Goodson¹⁴⁷, L. Goossens²⁹, P.A. Gorbounov⁹⁴, H.A. Gordon²⁴, I. Gorelov¹⁰², G. Gorfine¹⁷³, B. Gorini²⁹, E. Gorini^{71a,71b}, A. Gorišek⁷³, E. Gornicki³⁸, S.A. Gorokhov¹²⁷, V.N. Goryachev¹²⁷, B. Gosdzik⁴¹, M. Gosselink¹⁰⁴, M.I. Gostkin⁶⁴, I. Gough Eschrich¹⁶², M. Gouighri^{134a}, D. Goujdami^{134c}, M.P. Goulette⁴⁹, A.G. Goussiou¹³⁷, C. Goy⁴, S. Gozpinar²², I. Grabowska-Bold³⁷, P. Grafström²⁹, K.-J. Grahm⁴¹, F. Grancagnolo^{71a}, S. Grancagnolo¹⁵, V. Grassi¹⁴⁷, V. Gratchev¹²⁰, N. Grau³⁴, H.M. Gray²⁹, J.A. Gray¹⁴⁷, E. Graziani^{133a}, O.G. Grebenyuk¹²⁰, T. Greenshaw⁷², Z.D. Greenwood^{24,1}, K. Gregersen³⁵, I.M. Gregor⁴¹, P. Grenier¹⁴², J. Griffiths¹³⁷, N. Grigalashvili⁶⁴, A.A. Grillo¹³⁶, S. Grinstein¹¹, Y.V. Grishkevich⁹⁶, J.-F. Grivaz¹¹⁴, M. Groh⁹⁸, E. Gross¹⁷⁰, J. Grosse-Knetter⁵⁴, J. Groth-Jensen¹⁷⁰, K. Grybel¹⁴⁰, V.J. Guarino⁵, D. Guest¹⁷⁴, C. Guicheney³³, A. Guida^{71a,71b}, S. Guindon⁵⁴, H. Guler^{84,n}, J. Gunther¹²⁴, B. Guo¹⁵⁷, J. Guo³⁴, A. Gupta³⁰, Y. Gusakov⁶⁴, V.N. Gushchin¹²⁷, P. Gutierrez¹¹⁰, N. Guttman¹⁵², O. Gutzwiller¹⁷¹, C. Guyot¹³⁵, C. Gwenlan¹¹⁷, C.B. Gwilliam⁷², A. Haas¹⁴², S. Haas²⁹, C. Haber¹⁴, H.K. Hadavand³⁹, D.R. Hadley¹⁷, P. Haefner⁹⁸, F. Hahn²⁹, S. Haider²⁹, Z. Hajduk³⁸, H. Hakobyan¹⁷⁵, D. Hall¹¹⁷, J. Haller⁵⁴, K. Hamacher¹⁷³, P. Hamal¹¹², M. Hamer⁵⁴, A. Hamilton^{144b,o}, S. Hamilton¹⁶⁰, H. Han^{32a}, L. Han^{32b}, K. Hanagaki¹¹⁵, K. Hanawa¹⁵⁹, M. Hance¹⁴, C. Handel⁸⁰, P. Hanke^{58a}, J.R. Hansen³⁵, J.B. Hansen³⁵, J.D. Hansen³⁵, P.H. Hansen³⁵, P. Hansson¹⁴², K. Hara¹⁵⁹, G.A. Hare¹³⁶, T. Harenberg¹⁷³, S. Harkusha⁸⁹, D. Harper⁸⁶, R.D. Harrington⁴⁵, O.M. Harris¹³⁷, K. Harrison¹⁷, J. Hartert⁴⁸, F. Hartjes¹⁰⁴, T. Haruyama⁶⁵, A. Harvey⁵⁶, S. Hasegawa¹⁰⁰, Y. Hasegawa¹³⁹, S. Hasani¹³⁵, M. Hatch²⁹, D. Hauff⁹⁸, S. Haug¹⁶, M. Hauschild²⁹, R. Hauser⁸⁷, M. Havranek²⁰, B.M. Hawes¹¹⁷, C.M. Hawkes¹⁷, R.J. Hawkins²⁹, A.D. Hawkins⁷⁸, D. Hawkins¹⁶², T. Hayakawa⁶⁶, T. Hayashi¹⁵⁹, D. Hayden⁷⁵, H.S. Hayward⁷², S.J. Hayward¹²⁸, E. Hazen²¹, M. He^{32d}, S.J. Head¹⁷, V. Hedberg⁷⁸, L. Heelan⁷, S. Heim⁸⁷, B. Heinemann¹⁴, S. Heisterkamp³⁵, L. Helary⁴, C. Heller⁹⁷, M. Heller²⁹, S. Hellman^{145a,145b}, D. Hellmich²⁰, C. Helsen¹¹, R.C.W. Henderson⁷⁰, M. Henke^{58a}, A. Henrichs⁵⁴, A.M. Henriques Correia²⁹, S. Henrot-Versille¹¹⁴, F. Henry-Couannier⁸², C. Hensel⁵⁴, T. Henß¹⁷³, C.M. Hernandez⁷, Y. Hernández Jiménez¹⁶⁶, R. Herrberg¹⁵, A.D. Hershenhorn¹⁵¹, G. Herten⁴⁸, R. Hertenberger⁹⁷, L. Hervas²⁹, N.P. Hessey¹⁰⁴, E. Higón-Rodríguez¹⁶⁶, D. Hill^{5,*}, J.C. Hill²⁷, N. Hill⁵, K.H. Hiller⁴¹, S. Hillert²⁰, S.J. Hillier¹⁷, I. Hinchliffe¹⁴, E. Hines¹¹⁹, M. Hirose¹¹⁵, F. Hirsch⁴², D. Hirschbuehl¹⁷³, J. Hobbs¹⁴⁷, N. Hod¹⁵², M.C. Hodgkinson¹³⁸, P. Hodgson¹³⁸, A. Hoecker²⁹, M.R. Hoferkamp¹⁰², J. Hoffman³⁹, D. Hoffmann⁸², M. Hohlfeld⁸⁰, M. Holder¹⁴⁰, S.O. Holmgren^{145a}, T. Holy¹²⁶, J.L. Holzbauer⁸⁷, Y. Homma⁶⁶, T.M. Hong¹¹⁹, L. Hooft van Huysduynen¹⁰⁷, T. Horazdovsky¹²⁶, C. Horn¹⁴², S. Horner⁴⁸, J.-Y. Hostachy⁵⁵, S. Hou¹⁵⁰, M.A. Houlden⁷², A. Hoummada^{134a}, J. Howarth⁸¹, D.F. Howell¹¹⁷, I. Hristova¹⁵, J. Hrivnac¹¹⁴, I. Hruska¹²⁴, T. Hryn'ova⁴, P.J. Hsu⁸⁰, S.-C. Hsu¹⁴, G.S. Huang¹¹⁰, Z. Hubacek¹²⁶, F. Hubaut⁸², F. Huegging²⁰, A. Huettmann⁴¹, T.B. Huffman¹¹⁷, E.W. Hughes³⁴, G. Hughes⁷⁰, R.E. Hughes-Jones⁸¹, M. Huhtinen²⁹, P. Hurst⁵⁷, M. Hurwitz¹⁴, U. Husemann⁴¹, N. Huseynov^{64,p}, J. Huston⁸⁷, J. Huth⁵⁷, G. Iacobucci⁴⁹, G. Iakovidis⁹, M. Ibbotson⁸¹, I. Ibragimov¹⁴⁰, R. Ichimiya⁶⁶, L. Iconomidou-Fayard¹¹⁴, J. Idarraga¹¹⁴, P. Iengo^{101a}, O. Igonkina¹⁰⁴,

Y. Ikegami⁶⁵, M. Ikeno⁶⁵, Y. Ilchenko³⁹, D. Iliadis¹⁵³, N. Ilic¹⁵⁷, M. Imori¹⁵⁴, T. Ince²⁰, J. Inigo-Golfín²⁹, P. Ioannou⁸, M. Iodice^{133a}, V. Ippolito^{131a,131b}, A. Irlés Quiles¹⁶⁶, C. Isaksson¹⁶⁵, A. Ishikawa⁶⁶, M. Ishino⁶⁷, R. Ishmukhametov³⁹, C. Issever¹¹⁷, S. Istin^{18a}, A.V. Ivashin¹²⁷, W. Iwanski³⁸, H. Iwasaki⁶⁵, J.M. Izen⁴⁰, V. Izzo^{101a}, B. Jackson¹¹⁹, J.N. Jackson⁷², P. Jackson¹⁴², M.R. Jaekel²⁹, V. Jain⁶⁰, K. Jakobs⁴⁸, S. Jakobsen³⁵, J. Jakubek¹²⁶, D.K. Jana¹¹⁰, E. Jankowski¹⁵⁷, E. Jansen⁷⁶, H. Jansen²⁹, A. Jantsch⁹⁸, M. Janus²⁰, G. Jarlskog⁷⁸, L. Jeanty⁵⁷, K. Jelen³⁷, I. Jen-La Plante³⁰, P. Jenni²⁹, A. Jeremie⁴, P. Jež³⁵, S. Jézéquel⁴, M.K. Jha^{19a}, H. Ji¹⁷¹, W. Ji⁸⁰, J. Jia¹⁴⁷, Y. Jiang^{32b}, M. Jimenez Belenguer⁴¹, G. Jin^{32b}, S. Jin^{32a}, O. Jinnouchi¹⁵⁶, M.D. Joergensen³⁵, D. Joffe³⁹, L.G. Johansen¹³, M. Johansen^{145a,145b}, K.E. Johansson^{145a}, P. Johansson¹³⁸, S. Johnert⁴¹, K.A. Johns⁶, K. Jon-And^{145a,145b}, G. Jones¹¹⁷, R.W.L. Jones⁷⁰, T.W. Jones⁷⁶, T.J. Jones⁷², O. Jonsson²⁹, C. Joram²⁹, P.M. Jorge^{123a}, J. Joseph¹⁴, T. Jovin^{12b}, X. Ju¹⁷¹, C.A. Jung⁴², R.M. Jungst²⁹, V. Juraneck¹²⁴, P. Jussel⁶¹, A. Juste Rozas¹¹, V.V. Kabachenko¹²⁷, S. Kabana¹⁶, M. Kaci¹⁶⁶, A. Kaczmarska³⁸, P. Kadlecik³⁵, M. Kado¹¹⁴, H. Kagan¹⁰⁸, M. Kagan⁵⁷, S. Kaiser⁹⁸, E. Kajomovitz¹⁵¹, S. Kalinin¹⁷³, L.V. Kalinovskaya⁶⁴, S. Kama³⁹, N. Kanaya¹⁵⁴, M. Kaneda²⁹, S. Kaneti²⁷, T. Kanno¹⁵⁶, V.A. Kantserov⁹⁵, J. Kanzaki⁶⁵, B. Kaplan¹⁷⁴, A. Kapliy³⁰, J. Kaplon²⁹, D. Kar⁴³, M. Karagounis²⁰, M. Karagoz¹¹⁷, M. Karneviy⁴¹, K. Karr⁵, V. Kartvelishvili⁷⁰, A.N. Karyukhin¹²⁷, L. Kashif¹⁷¹, G. Kasieczka^{58b}, R.D. Kass¹⁰⁸, A. Kastanas¹³, M. Kataoka⁴, Y. Kataoka¹⁵⁴, E. Katsoufis⁹, J. Katzy⁴¹, V. Kaushik⁶, K. Kawagoe⁶⁶, T. Kawamoto¹⁵⁴, G. Kawamura⁸⁰, M.S. Kayl¹⁰⁴, V.A. Kazanin¹⁰⁶, M.Y. Kazarinov⁶⁴, R. Keeler¹⁶⁸, R. Kehoe³⁹, M. Keil⁵⁴, G.D. Kekelidze⁶⁴, J. Kennedy⁹⁷, C.J. Kenney¹⁴², M. Kenyon⁵³, O. Kepka¹²⁴, N. Kersch²⁹, B.P. Kerševan⁷³, S. Kersten¹⁷³, K. Kessoku¹⁵⁴, J. Keung¹⁵⁷, F. Khalil-zada¹⁰, H. Khandanyan¹⁶⁴, A. Khanov¹¹¹, D. Kharchenko⁶⁴, A. Khodinov⁹⁵, A.G. Kholodenko¹²⁷, A. Khomich^{58a}, T.J. Khoo²⁷, G. Khorauli²⁰, A. Khoroshilov¹⁷³, N. Khovanskiy⁶⁴, V. Khovanskiy⁹⁴, E. Khramov⁶⁴, J. Khubua^{51b}, H. Kim^{145a,145b}, M.S. Kim², P.C. Kim¹⁴², S.H. Kim¹⁵⁹, N. Kimura¹⁶⁹, O. Kind¹⁵, B.T. King⁷², M. King⁶⁶, R.S.B. King¹¹⁷, J. Kirk¹²⁸, L.E. Kirsch²², A.E. Kiryunin⁹⁸, T. Kishimoto⁶⁶, D. Kisielewska³⁷, T. Kittelmann¹²², A.M. Kiver¹²⁷, E. Kladiva^{143b}, J. Klamber-Lodewigs⁴², M. Klein⁷², U. Klein⁷², K. Kleinknecht⁸⁰, M. Klemetti⁸⁴, A. Klier¹⁷⁰, P. Klimek^{145a,145b}, A. Klimentov²⁴, R. Klingenberg⁴², J.A. Klinger⁸¹, E.B. Klinkby³⁵, T. Klioutchnikova²⁹, P.F. Klok¹⁰³, S. Klous¹⁰⁴, E.-E. Kluge^{58a}, T. Kluge⁷², P. Kluit¹⁰⁴, S. Kluth⁹⁸, N.S. Knecht¹⁵⁷, E. Kneringer⁶¹, J. Knobloch²⁹, E.B.F.G. Knoops⁸², A. Knue⁵⁴, B.R. Ko⁴⁴, T. Kobayashi¹⁵⁴, M. Kobel⁴³, M. Kocian¹⁴², P. Kodys¹²⁵, K. Köneke²⁹, A.C. König¹⁰³, S. Koenig⁸⁰, L. Köpke⁸⁰, F. Koetsveld¹⁰³, P. Koesvarko²⁰, T. Koffas²⁸, E. Koffeman¹⁰⁴, L.A. Kogan¹¹⁷, F. Kohn⁵⁴, Z. Kohout¹²⁶, T. Kohriki⁶⁵, T. Koi¹⁴², T. Kokott²⁰, G.M. Kolachev¹⁰⁶, H. Kolanoski¹⁵, V. Kolesnikov⁶⁴, I. Koletsou^{88a}, J. Koll⁸⁷, D. Kollar²⁹, M. Kollefrath⁴⁸, S.D. Kolya⁸¹, A.A. Komar⁹³, Y. Komori¹⁵⁴, T. Kondo⁶⁵, T. Kono^{41,q}, A.I. Kononov⁴⁸, R. Konoplich^{107,r}, N. Konstantinidis⁷⁶, A. Kootz¹⁷³, S. Koperny³⁷, K. Korcyl³⁸, K. Kordas¹⁵³, V. Koreshev¹²⁷, A. Korn¹¹⁷, A. Korol¹⁰⁶, I. Korolkov¹¹, E.V. Korolkova¹³⁸, V.A. Korotkov¹²⁷, O. Kortner⁹⁸, S. Kortner⁹⁸, V.V. Kostyukhin²⁰, M.J. Kotamäki²⁹, S. Kotov⁹⁸, V.M. Kotov⁶⁴, A. Kotwal⁴⁴, C. Kourkoumelis⁸, V. Kouskoura¹⁵³, A. Koutsman^{158a}, R. Kowalewski¹⁶⁸, T.Z. Kowalski³⁷, W. Kozanecki¹³⁵, A.S. Kozhin¹²⁷, V. Kral¹²⁶, V.A. Kramarenko⁹⁶, G. Kramberger⁷³, M.W. Krasny⁷⁷, A. Krasznahorkay¹⁰⁷, J. Kraus⁸⁷, J.K. Kraus²⁰, A. Kreisel¹⁵², F. Krejci¹²⁶, J. Kretschmar⁷², N. Krieger⁵⁴, P. Krieger¹⁵⁷, K. Kroeninger⁵⁴, H. Kroha⁹⁸, J. Kroll¹¹⁹, J. Kroseberg²⁰, J. Krstic^{12a}, U. Kruchonak⁶⁴, H. Krüger²⁰, T. Kruker¹⁶, N. Krumnack⁶³, Z.V. Krumshteyn⁶⁴, A. Kruth²⁰, T. Kubota⁸⁵, S. Kuday^{3a}, S. Kuehn⁴⁸, A. Kugel^{58c}, T. Kuhl⁴¹, D. Kuhn⁶¹, V. Kukhtin⁶⁴, Y. Kulchitsky⁸⁹, S. Kuleshov^{31b}, C. Kummer⁹⁷, M. Kuna⁷⁷, N. Kundu¹¹⁷, J. Kunkle¹¹⁹, A. Kupco¹²⁴, H. Kurashige⁶⁶, M. Kurata¹⁵⁹, Y.A. Kurochkin⁸⁹, V. Kus¹²⁴, E.S. Kuwertz¹⁴⁶, M. Kuze¹⁵⁶, J. Kvita¹⁴¹, R. Kwee¹⁵, A. La Rosa⁴⁹, L. La Rotonda^{36a,36b}, L. Labarga⁷⁹, J. Labbe⁴, S. Lablak^{134a}, C. Lacasta¹⁶⁶, F. Lacava^{131a,131b}, H. Lacker¹⁵, D. Lacour⁷⁷, V.R. Lacuesta¹⁶⁶, E. Ladygin⁶⁴, R. Lafaye⁴, B. Laforge⁷⁷, T. Lagouri⁷⁹, S. Lai⁴⁸, E. Laisne⁵⁵, M. Lamanna²⁹, C.L. Lampen⁶, W. Lampl⁶, E. Lancon¹³⁵, U. Landgraf⁴⁸, M.P.J. Landon⁷⁴, J.L. Lane⁸¹, C. Lange⁴¹, A.J. Lankford¹⁶², F. Lanni²⁴, K. Lantzsch¹⁷³, S. Laplace⁷⁷, C. Lapoire²⁰, J.F. Laporte¹³⁵, T. Lari^{88a}, A.V. Larionov¹²⁷, A. Lerner¹¹⁷, C. Lasseur²⁹, M. Lassnig²⁹, P. Laurelli⁴⁷, W. Lavrijsen¹⁴, P. Laycock⁷², A.B. Lazarev⁶⁴, O. Le Dortz⁷⁷, E. Le Guirrec⁸², C. Le Maner¹⁵⁷, E. Le Menedeu⁹, C. Lebel⁹², T. LeCompte⁵, F. Ledroit-Guillon⁵⁵, H. Lee¹⁰⁴, J.S.H. Lee¹¹⁵, S.C. Lee¹⁵⁰, L. Lee¹⁷⁴, M. Lefebvre¹⁶⁸, M. Legendre¹³⁵, A. Leger⁴⁹, B.C. LeGeyt¹¹⁹, F. Legger⁹⁷, C. Leggett¹⁴, M. Lehmacher²⁰, G. Lehmann Miotto²⁹, X. Lei⁶, M.A.L. Leite^{23d}, R. Leitner¹²⁵, D. Lellouch¹⁷⁰, M. Leltchouk³⁴, B. Lemmer⁵⁴, V. Lendermann^{58a}, K.J.C. Leney^{144b}, T. Lenz¹⁰⁴, G. Lenzen¹⁷³, B. Lenzi²⁹, K. Leonhardt⁴³, S. Leontsinis⁹, C. Leroy⁹², J.-R. Lessard¹⁶⁸, J. Lesser^{145a}, C.G. Lester²⁷, A. Leung Fook Cheong¹⁷¹, J. Levêque⁴, D. Levin⁸⁶, L.J. Levinson¹⁷⁰, M.S. Levitski¹²⁷, A. Lewis¹¹⁷, G.H. Lewis¹⁰⁷, A.M. Leyko²⁰, M. Leyton¹⁵, B. Li⁸², H. Li^{171,s}, S. Li^{32b,t}, X. Li⁸⁶, Z. Liang^{117,u}, H. Liao³³, B. Liberti^{132a}, P. Lichard²⁹, M. Lichtnecker⁹⁷, K. Lie¹⁶⁴, W. Liebig¹³, R. Lifshitz¹⁵¹, C. Limbach²⁰, A. Limosani⁸⁵, M. Limper⁶², S.C. Lin^{150,v}, F. Linde¹⁰⁴, J.T. Linnemann⁸⁷, E. Lipeles¹¹⁹, L. Lipinsky¹²⁴, A. Lipniacka¹³, T.M. Liss¹⁶⁴, D. Lissauer²⁴, A. Lister⁴⁹, A.M. Litke¹³⁶, C. Liu²⁸, D. Liu¹⁵⁰, H. Liu⁸⁶, J.B. Liu⁸⁶, M. Liu^{32b}, Y. Liu^{32b}, M. Livan^{118a,118b}, S.S.A. Livermore¹¹⁷, A. Lleres⁵⁵, J. Llorente Merino⁷⁹, S.L. Lloyd⁷⁴, E. Lobodzinska⁴¹, P. Loch⁶, W.S. Lockman¹³⁶, T. Loddenkoetter²⁰, F.K. Loebinger⁸¹, A. Loginov¹⁷⁴, C.W. Loh¹⁶⁷, T. Lohse¹⁵, K. Lohwasser⁴⁸, M. Lokajicek¹²⁴, J. Loken¹¹⁷, V.P. Lombardo⁴, R.E. Long⁷⁰,

L. Lopes^{123a}, D. Lopez Mateos⁵⁷, J. Lorenz⁹⁷, N. Lorenzo Martinez¹¹⁴, M. Losada¹⁶¹, P. Loscutoff¹⁴, F. Lo Sterzo^{131a,131b}, M.J. Losty^{158a}, X. Lou⁴⁰, A. Lounis¹¹⁴, K.F. Loureiro¹⁶¹, J. Love²¹, P.A. Love⁷⁰, A.J. Lowe^{142,e}, F. Lu^{32a}, H.J. Lubatti¹³⁷, C. Luci^{131a,131b}, A. Lucotte⁵⁵, A. Ludwig⁴³, D. Ludwig⁴¹, I. Ludwig⁴⁸, J. Ludwig⁴⁸, F. Luehring⁶⁰, G. Luijckx¹⁰⁴, D. Lumb⁴⁸, L. Luminari^{131a}, E. Lund¹¹⁶, B. Lund-Jensen¹⁴⁶, B. Lundberg⁷⁸, J. Lundberg^{145a,145b}, J. Lundquist³⁵, M. Lungwitz⁸⁰, G. Lutz⁹⁸, D. Lynn²⁴, J. Lys¹⁴, E. Lytken⁷⁸, H. Ma²⁴, L.L. Ma¹⁷¹, J.A. Macana Goia⁹², G. Maccarrone⁴⁷, A. Macchiodolo⁹⁸, B. Maček⁷³, J. Machado Miguens^{123a}, R. Mackeprang³⁵, R.J. Madaras¹⁴, W.F. Mader⁴³, R. Maenner^{58c}, T. Maeno²⁴, P. Mättig¹⁷³, S. Mättig⁴¹, L. Magnoni²⁹, E. Magradze⁵⁴, Y. Mahalalel¹⁵², K. Mahboubi⁴⁸, G. Mahout¹⁷, C. Maiani^{131a,131b}, C. Maidantchik^{23a}, A. Maio^{123a,b}, S. Majewski²⁴, Y. Makida⁶⁵, N. Makovec¹¹⁴, P. Mal¹³⁵, B. Malaescu²⁹, Pa. Malecki³⁸, P. Malecki³⁸, V.P. Maleev¹²⁰, F. Malek⁵⁵, U. Mallik⁶², D. Malon⁵, C. Malone¹⁴², S. Maltezos⁹, V. Malyshev¹⁰⁶, S. Mal'yunov²⁹, R. Mameghani⁹⁷, J. Mamuzic^{12b}, A. Manabe⁶⁵, L. Mandelli^{88a}, I. Mandić⁷³, R. Mandrysch¹⁵, J. Maneira^{123a}, P.S. Mangeard⁸⁷, L. Manhaes de Andrade Filho^{23a}, I.D. Manjavidze⁶⁴, A. Mann⁵⁴, P.M. Manning¹³⁶, A. Manousakikatsikakis⁸, B. Mansoulie¹³⁵, A. Manz⁹⁸, A. Mapelli²⁹, L. Mapelli²⁹, L. March⁷⁹, J.F. Marchand²⁸, F. Marchese^{132a,132b}, G. Marchiori⁷⁷, M. Marcisovsky¹²⁴, A. Marin^{21,*}, C.P. Marino¹⁶⁸, F. Marroquin^{23a}, R. Marshall⁸¹, Z. Marshall²⁹, F.K. Martens¹⁵⁷, S. Marti-Garcia¹⁶⁶, A.J. Martin¹⁷⁴, B. Martin²⁹, B. Martin⁸⁷, F.F. Martin¹¹⁹, J.P. Martin⁹², Ph. Martin⁵⁵, T.A. Martin¹⁷, V.J. Martin⁴⁵, B. Martin dit Latour⁴⁹, S. Martin-Haugh¹⁴⁸, M. Martinez¹¹, V. Martinez Outschoorn⁵⁷, A.C. Martyniuk¹⁶⁸, M. Marx⁸¹, F. Marzano^{131a}, A. Marzin¹¹⁰, L. Masetti⁸⁰, T. Mashimo¹⁵⁴, R. Mashinistov⁹³, J. Masik⁸¹, A.L. Maslennikov¹⁰⁶, I. Massa^{19a,19b}, G. Massaro¹⁰⁴, N. Massol⁴, P. Mastrandrea^{131a,131b}, A. Mastroberardino^{36a,36b}, T. Masubuchi¹⁵⁴, M. Mathes²⁰, P. Matricorn¹¹⁴, H. Matsumoto¹⁵⁴, H. Matsunaga¹⁵⁴, T. Matsushita⁶⁶, C. Mattraversi^{117,c}, J.M. Maugain²⁹, J. Maurer⁸², S.J. Maxfield⁷², D.A. Maximov^{106,f}, E.N. May⁵, A. Mayne¹³⁸, R. Mazini¹⁵⁰, M. Mazur²⁰, M. Mazzanti^{88a}, E. Mazzoni^{121a,121b}, S.P. Mc Kee⁸⁶, A. McCarn¹⁶⁴, R.L. McCarthy¹⁴⁷, T.G. McCarthy²⁸, N.A. McCubbin¹²⁸, K.W. McFarlane⁵⁶, J.A. McFayden¹³⁸, H. McGlone⁵³, G. Mchedlize^{51b}, R.A. McLaren²⁹, T. McLaughlan¹⁷, S.J. McMahon¹²⁸, R.A. McPherson^{168,j}, A. Meade⁸³, J. Mechnich¹⁰⁴, M. Mechtel¹⁷³, M. Medinnis⁴¹, R. Meera-Lebbai¹¹⁰, T. Meguro¹¹⁵, R. Mehdiev⁹², S. Mehlhase³⁵, A. Mehta⁷², K. Meier^{58a}, B. Meirose⁷⁸, C. Melachrinou³⁰, B.R. Mellado Garcia¹⁷¹, L. Mendoza Navas¹⁶¹, Z. Meng^{150,s}, A. Mengarelli^{19a,19b}, S. Menke⁹⁸, C. Menot²⁹, E. Meoni¹¹, K.M. Mercurio⁵⁷, P. Mermod⁴⁹, L. Merola^{101a,101b}, C. Meroni^{88a}, F.S. Merritt³⁰, H. Merritt¹⁰⁸, A. Messina²⁹, J. Metcalfe¹⁰², A.S. Mete⁶³, C. Meyer⁸⁰, C. Meyer³⁰, J.-P. Meyer¹³⁵, J. Meyer¹⁷², J. Meyer⁵⁴, T.C. Meyer²⁹, W.T. Meyer⁶³, J. Miao^{32d}, S. Michal²⁹, L. Micu^{25a}, R.P. Middleton¹²⁸, S. Migas⁷², L. Mijović⁴¹, G. Mikenberg¹⁷⁰, M. Mikestikova¹²⁴, M. Mikuž⁷³, D.W. Miller³⁰, R.J. Miller⁸⁷, W.J. Mills¹⁶⁷, C. Mills⁵⁷, A. Milov¹⁷⁰, D.A. Milstead^{145a,145b}, D. Milstein¹⁷⁰, A.A. Minaenko¹²⁷, M. Miñano Moya¹⁶⁶, I.A. Minashvili⁶⁴, A.I. Mincer¹⁰⁷, B. Mindur³⁷, M. Mineev⁶⁴, Y. Ming¹⁷¹, L.M. Mir¹¹, G. Mirabelli^{131a}, L. Miralles Verge¹¹, A. Misiejuk⁷⁵, J. Mitrevski¹³⁶, G.Y. Mitrofanov¹²⁷, V.A. Mitsou¹⁶⁶, S. Mitsui⁶⁵, P.S. Miyagawa¹³⁸, K. Miyazaki⁶⁶, J.U. Mjörnmark⁷⁸, T. Moa^{145a,145b}, P. Mockett¹³⁷, S. Moed⁵⁷, V. Moeller²⁷, K. Mönig⁴¹, N. Möser²⁰, S. Mohapatra¹⁴⁷, W. Mohr⁴⁸, S. Mohrdieck-Möck⁹⁸, A.M. Moiseev^{127,*}, R. Moles-Valls¹⁶⁶, J. Molina-Perez²⁹, J. Monk⁷⁶, E. Monnier⁸², S. Montesano^{88a,88b}, F. Monticelli⁶⁹, S. Monzani^{19a,19b}, R.W. Moore², G.F. Moorhead⁸⁵, C. Mora Herrera⁴⁹, A. Moraes⁵³, N. Morange¹³⁵, J. Morel⁵⁴, G. Morello^{36a,36b}, D. Moreno⁸⁰, M. Moreno Llácer¹⁶⁶, P. Morettini^{50a}, M. Morii⁵⁷, J. Morin⁷⁴, A.K. Morley²⁹, G. Mornacchi²⁹, S.V. Morozov⁹⁵, J.D. Morris⁷⁴, L. Morvaj¹⁰⁰, H.G. Moser⁹⁸, M. Mosidze^{51b}, J. Moss¹⁰⁸, R. Mount¹⁴², E. Mountricha^{9,w}, S.V. Mouraviev⁹³, E.J.W. Moyses⁸³, M. Mudrinic^{12b}, F. Mueller^{58a}, J. Mueller¹²², K. Mueller²⁰, T.A. Müller⁹⁷, T. Mueller⁸⁰, D. Muenstermann²⁹, A. Muir¹⁶⁷, Y. Munwes¹⁵², W.J. Murray¹²⁸, I. Mussche¹⁰⁴, E. Musto^{101a,101b}, A.G. Myagkov¹²⁷, M. Myska¹²⁴, J. Nadal¹¹, K. Nagai¹⁵⁹, K. Nagano⁶⁵, A. Nagarkar¹⁰⁸, Y. Nagasaka⁵⁹, M. Nagel⁹⁸, A.M. Nairz²⁹, Y. Nakahama²⁹, K. Nakamura¹⁵⁴, T. Nakamura¹⁵⁴, I. Nakano¹⁰⁹, G. Nanava²⁰, A. Napier¹⁶⁰, R. Narayan^{58b}, M. Nash^{76,c}, N.R. Nation²¹, T. Nattermann²⁰, T. Naumann⁴¹, G. Navarro¹⁶¹, H.A. Neal⁸⁶, E. Nebot⁷⁹, P.Yu. Nechaeva⁹³, T.J. Neep⁸¹, A. Negri^{118a,118b}, G. Negri²⁹, S. Nektarijevic⁴⁹, A. Nelson¹⁴², S. Nelson¹⁶², T.K. Nelson¹⁴², S. Nemecek¹²⁴, P. Nemethy¹⁰⁷, A.A. Nepomuceno^{23a}, M. Nessi^{29,x}, M.S. Neubauer¹⁶⁴, A. Neusiedl⁸⁰, R.M. Neves¹⁰⁷, P. Nevski²⁴, P.R. Newman¹⁷, V. Nguyen Thi Hong¹³⁵, R.B. Nickerson¹¹⁷, R. Nicolaidou¹³⁵, L. Nicolas¹³⁸, B. Nicquevert²⁹, F. Niedercorn¹¹⁴, J. Nielsen¹³⁶, T. Niinikoski²⁹, N. Nikiforou³⁴, A. Nikiforov¹⁵, V. Nikolaenko¹²⁷, K. Nikolaev⁶⁴, I. Nikolic-Audit⁷⁷, K. Nikolic⁴⁹, K. Nikolopoulos²⁴, H. Nilsen⁴⁸, P. Nilsson⁷, Y. Ninomiya¹⁵⁴, A. Nisati^{131a}, T. Nishiyama⁶⁶, R. Nisius⁹⁸, L. Nodulman⁵, M. Nomachi¹¹⁵, I. Nomidis¹⁵³, M. Nordberg²⁹, B. Nordkvist^{145a,145b}, P.R. Norton¹²⁸, J. Novakova¹²⁵, M. Nozaki⁶⁵, L. Nozka¹¹², I.M. Nugent^{158a}, A.-E. Nuncio-Quiroz²⁰, G. Nunes Hanninger⁸⁵, T. Nunnemann⁹⁷, E. Nurse⁷⁶, B.J. O'Brien⁴⁵, S.W. O'Neale^{17,*}, D.C. O'Neil¹⁴¹, V. O'Shea⁵³, L.B. Oakes⁹⁷, F.G. Oakham^{28,d}, H. Oberlack⁹⁸, J. Ocariz⁷⁷, A. Ochi⁶⁶, S. Oda¹⁵⁴, S. Odaka⁶⁵, J. Odier⁸², H. Ogren⁶⁰, A. Oh⁸¹, S.H. Oh⁴⁴, C.C. Ohm^{145a,145b}, T. Ohshima¹⁰⁰, H. Ohshita¹³⁹, T. Ohsugi¹⁷⁷, S. Okada⁶⁶, H. Okawa¹⁶², Y. Okumura¹⁰⁰, T. Okuyama¹⁵⁴, A. Olariu^{25a}, M. Olcese^{50a}, A.G. Olchevski⁶⁴, M. Oliveira^{123a,h}, D. Oliveira Damazio²⁴, E. Oliver Garcia¹⁶⁶, D. Olivito¹¹⁹, A. Olszewski³⁸, J. Olszowska³⁸, C. Omachi⁶⁶, A. Onofre^{123a,y}, P.U.E. Onyisi³⁰, C.J. Oram^{158a}, M.J. Oreglia³⁰, Y. Oren¹⁵², D. Orestano^{133a,133b}, I. Orlov¹⁰⁶, C. Oropeza Barrera⁵³, R.S. Orr¹⁵⁷, B. Osculati^{50a,50b}, R. Ospanov¹¹⁹, C. Osuna¹¹, G. Otero y Garzon²⁶, J.P. Ottersbach¹⁰⁴, M. Ouchrif^{134d}, E.A. Ouellette¹⁶⁸, F. Ould-Saada¹¹⁶, A. Ouraou¹³⁵, Q. Ouyang^{32a}, A. Ovcharova¹⁴, M. Owen⁸¹,

S. Owen¹³⁸, V.E. Ozcan^{18a}, N. Ozturk⁷, A. Pacheco Pages¹¹, C. Padilla Aranda¹¹, S. Pagan Griso¹⁴, E. Paganis¹³⁸, F. Paige²⁴, P. Pais⁸³, K. Pajchel¹¹⁶, G. Palacino^{158b}, C.P. Palaria⁶, S. Palestini²⁹, D. Pallin³³, A. Palma^{123a}, J.D. Palmer¹⁷, Y.B. Pan¹⁷¹, E. Panagiotopoulou⁹, B. Panes^{31a}, N. Panikashvili⁸⁶, S. Panitkin²⁴, D. Pantea^{25a}, M. Panuskova¹²⁴, V. Paolone¹²², A. Papadellis^{145a}, Th.D. Papadopoulou⁹, A. Paramonov⁵, W. Park^{24,z}, M.A. Parker²⁷, F. Parodi^{50a,50b}, J.A. Parsons³⁴, U. Parzefall⁴⁸, E. Pasqualucci^{131a}, S. Passaggio^{50a}, A. Passeri^{133a}, F. Pastore^{133a,133b}, Fr. Pastore⁷⁵, G. Pásztor^{49,aa}, S. Patarai¹⁷³, N. Patel¹⁴⁹, J.R. Pater⁸¹, S. Patricelli^{101a,101b}, T. Pauly²⁹, M. Pecsý^{143a}, M.I. Pedraza Morales¹⁷¹, S.V. Peleganchuk¹⁰⁶, H. Peng^{32b}, R. Pengo²⁹, A. Penson³⁴, J. Penwell⁶⁰, M. Perantoni^{23a}, K. Perez^{34,ab}, T. Perez Cavalcanti⁴¹, E. Perez Codina¹¹, M.T. Pérez García-Estañ¹⁶⁶, V. Perez Reale³⁴, L. Perini^{88a,88b}, H. Pernegger²⁹, R. Perrino^{71a}, P. Perrodo⁴, S. Persema^{3a}, A. Perus¹¹⁴, V.D. Peshekhonov⁶⁴, K. Peters²⁹, B.A. Petersen²⁹, J. Petersen²⁹, T.C. Petersen³⁵, E. Petit⁴, A. Petridis¹⁵³, C. Petridou¹⁵³, E. Petrolo^{131a}, F. Petrucci^{133a,133b}, D. Petschull⁴¹, M. Petti¹⁴¹, R. Pezoa^{31b}, A. Phan⁸⁵, P.W. Phillips¹²⁸, G. Piacquadio²⁹, E. Piccaro⁷⁴, M. Piccinini^{19a,19b}, S.M. Piec⁴¹, R. Piegaia²⁶, D.T. Pignotti¹⁰⁸, J.E. Pilcher³⁰, A.D. Pilkington⁸¹, J. Pina^{123a,b}, M. Pinamonti^{163a,163c}, A. Pinder¹¹⁷, J.L. Pinfeld², J. Ping^{32c}, B. Pinto^{123a}, O. Pirotte²⁹, C. Pizio^{88a,88b}, M. Plamondon¹⁶⁸, M.-A. Pleier²⁴, A.V. Pleskach¹²⁷, A. Poblaguev²⁴, S. Poddar^{58a}, F. Podlyski³³, L. Poggioli¹¹⁴, T. Poghosyan²⁰, M. Pohl⁴⁹, F. Polci⁵⁵, G. Polesello^{118a}, A. Policicchio^{36a,36b}, A. Polini^{19a}, J. Poll⁷⁴, V. Polychronakos²⁴, D.M. Pomarede¹³⁵, D. Pomeroy²², K. Pommès²⁹, L. Pontecorvo^{131a}, B.G. Pope⁸⁷, G.A. Popeneciu^{25a}, D.S. Popovic^{12a}, A. Poppleton²⁹, X. Portell Bueso²⁹, C. Posch²¹, G.E. Pospelov⁹⁸, S. Pospisil¹²⁶, I.N. Potrap⁹⁸, C.J. Potter¹⁴⁸, C.T. Potter¹¹³, G. Poulard²⁹, J. Poveda¹⁷¹, R. Prabhu⁷⁶, P. Pralavorio⁸², A. Pranko¹⁴, S. Prasad⁵⁷, R. Prava-han⁷, S. Prell⁶³, K. Pretzl¹⁶, L. Pribyl²⁹, D. Price⁶⁰, J. Price⁷², L.E. Price⁵, M.J. Price²⁹, D. Prieur¹²², M. Primavera^{71a}, K. Prokofiev¹⁰⁷, F. Prokoshin^{31b}, S. Protopopescu²⁴, J. Proudfoot⁵, X. Prudent⁴³, M. Przybycien³⁷, H. Przysieszniak⁴, S. Psoroulas²⁰, E. Ptacek¹¹³, E. Pueschel⁸³, J. Purdham⁸⁶, M. Purohit^{24,z}, P. Puzo¹¹⁴, Y. Pylypchenko⁶², J. Qian⁸⁶, Z. Qian⁸², Z. Qin⁴¹, A. Quadt⁵⁴, D.R. Quarrie¹⁴, W.B. Quayle¹⁷¹, F. Quinonez^{31a}, M. Raas¹⁰³, V. Radescu^{58b}, B. Radics²⁰, P. Radloff¹¹³, T. Rador^{18a}, F. Ragusa^{88a,88b}, G. Rahal¹⁷⁶, A.M. Rahimi¹⁰⁸, D. Rahm²⁴, S. Rajagopalan²⁴, M. Rammensee⁴⁸, M. Rammes¹⁴⁰, A.S. Randle-Conde³⁹, K. Randrianarivony²⁸, P.N. Ratoff⁷⁰, F. Rauscher⁹⁷, M. Raymond²⁹, A.L. Read¹¹⁶, D.M. Rebuffi^{118a,118b}, A. Redelbach¹⁷², G. Redlinger²⁴, R. Reece¹¹⁹, K. Reeves⁴⁰, A. Reichold¹⁰⁴, E. Reinherz-Aronis¹⁵², A. Reinsch¹¹³, I. Reisinger⁴², D. Reljic^{12a}, C. Rembser²⁹, Z.L. Ren¹⁵⁰, A. Renaud¹¹⁴, P. Renkel³⁹, M. Rescigno^{131a}, S. Resconi^{88a}, B. Resende¹³⁵, P. Reznicek⁹⁷, R. Rezvani¹⁵⁷, A. Richards⁷⁶, R. Richter⁹⁸, E. Richter-Was^{4,ac}, M. Ridel⁷⁷, M. Rijpstra¹⁰⁴, M. Rijssenbeek¹⁴⁷, A. Rimoldi^{118a,118b}, L. Rinaldi^{19a}, R.R. Rios³⁹, I. Riu¹¹, G. Rivoltella^{88a,88b}, F. Rizatdinova¹¹¹, E. Rizvi⁷⁴, S.H. Robertson^{84,j}, A. Robichaud-Veronneau¹¹⁷, D. Robinson²⁷, J.E.M. Robinson⁷⁶, M. Robinson¹¹³, A. Robson⁵³, J.G. Rocha de Lima¹⁰⁵, C. Roda^{121a,121b}, D. Roda Dos Santos²⁹, D. Rodriguez¹⁶¹, A. Roe⁵⁴, S. Roe²⁹, O. Röhne¹¹⁶, V. Rojo¹, S. Rolli¹⁶⁰, A. Romaniouk⁹⁵, M. Romano^{19a,19b}, V.M. Romanov⁶⁴, G. Romeo²⁶, E. Romero Adam¹⁶⁶, L. Roos⁷⁷, E. Ros¹⁶⁶, S. Rosati^{131a}, K. Rosbach⁴⁹, A. Rose¹⁴⁸, M. Rose⁷⁵, G.A. Rosenbaum¹⁵⁷, E.I. Rosenberg⁶³, P.L. Rosendahl¹³, O. Rosenthal¹⁴⁰, L. Rossetti¹¹, E. Rossi^{131a,131b}, L.P. Rossi^{50a}, M. Rotaru^{25a}, I. Roth¹⁷⁰, J. Rothberg¹³⁷, D. Rousseau¹¹⁴, C.R. Royon¹³⁵, A. Rozanov⁸², Y. Rozen¹⁵¹, X. Ruan^{114,ad}, I. Rubinskiy⁴¹, B. Ruckert⁹⁷, N. Ruckstuhl¹⁰⁴, V.I. Rud⁹⁶, C. Rudolph⁴³, G. Rudolph⁶¹, F. Rühr⁶, F. Ruggieri^{133a,133b}, A. Ruiz-Martinez⁶³, V. Rumiantsev^{90,*}, L. Rumyantsev⁶⁴, K. Runge⁴⁸, Z. Rurikova⁴⁸, N.A. Rusakovich⁶⁴, D.R. Rust⁶⁰, J.P. Rutherford⁶, C. Ruwiedel¹⁴, P. Ruzicka¹²⁴, Y.F. Ryabov¹²⁰, V. Ryadovikov¹²⁷, P. Ryan⁸⁷, M. Rybar¹²⁵, G. Rybkin¹¹⁴, N.C. Ryder¹¹⁷, S. Rzaeva¹⁰, A.F. Saavedra¹⁴⁹, I. Sadeh¹⁵², H.F.-W. Sadrozinski¹³⁶, R. Sadykov⁶⁴, F. Safai Tehrani^{131a}, H. Sakamoto¹⁵⁴, G. Salamanna⁷⁴, A. Salamon^{132a}, M. Saleem¹¹⁰, D. Saliagic⁹⁸, A. Salkin¹⁴², J. Salt¹⁶⁶, B.M. Salvachua Ferrando⁵, D. Salvatore^{36a,36b}, F. Salvatore¹⁴⁸, A. Salvucci¹⁰³, A. Salzburger²⁹, D. Sampsonidis¹⁵³, B.H. Samset¹¹⁶, A. Sanchez^{101a,101b}, V. Sanchez Martinez¹⁶⁶, H. Sandaker¹³, H.G. Sander⁸⁰, M.P. Sanders⁹⁷, M. Sandhoff¹⁷³, T. Sandoval²⁷, C. Sandoval¹⁶¹, R. Sandstroem⁹⁸, S. Sandvoss¹⁷³, D.P.C. Sankey¹²⁸, A. Sansoni⁴⁷, C. Santamarina Rios⁸⁴, C. Santoni³³, R. Santonico^{132a,132b}, H. Santos^{123a}, J.G. Saraiva^{123a}, T. Sarangi¹⁷¹, E. Sarkisyan-Grinbaum⁷, F. Sarri^{121a,121b}, G. Sartisohn¹⁷³, O. Sasaki⁶⁵, N. Sasao⁶⁷, I. Satsounkevitch⁸⁹, G. Sauvage⁴, E. Sauvan⁴, J.B. Sauvan¹¹⁴, P. Savard^{157,d}, V. Savinov¹²², D.O. Savu²⁹, L. Sawyer^{24,1}, D.H. Saxon⁵³, L.P. SAYS³³, C. Sbarra^{19a}, A. Sbrizzi^{19a,19b}, O. Scallan⁹², D.A. Scannicchio¹⁶², M. Scarcella¹⁴⁹, J. Schaarschmidt¹¹⁴, P. Schacht⁹⁸, U. Schäfer⁸⁰, S. Schaepe²⁰, S. Schaezel^{58b}, A.C. Schaffer¹¹⁴, D. Schaile⁹⁷, R.D. Schamberger¹⁴⁷, A.G. Schamov¹⁰⁶, V. Scharf^{58a}, V.A. Schegelsky¹²⁰, D. Scheirich⁸⁶, M. Schernau¹⁶², M.I. Scherzer³⁴, C. Schiavi^{50a,50b}, J. Schieck⁹⁷, M. Schioppa^{36a,36b}, S. Schlenker²⁹, J.L. Schlereth⁵, E. Schmidt⁴⁸, K. Schmieden²⁰, C. Schmitt⁸⁰, S. Schmitt^{58b}, M. Schmitz²⁰, A. Schöning^{58b}, M. Schott²⁹, D. Schouten^{158a}, J. Schovancova¹²⁴, M. Schram⁸⁴, C. Schroeder⁸⁰, N. Schroer^{58c}, S. Schuh²⁹, G. Schuler²⁹, M.J. Schultens²⁰, J. Schultes¹⁷³, H.-C. Schultz-Coulon^{58a}, H. Schulz¹⁵, J.W. Schumacher²⁰, M. Schumacher⁴⁸, B.A. Schumm¹³⁶, Ph. Schune¹³⁵, C. Schwabenberger⁸¹, A. Schwartzman¹⁴², Ph. Schwemling⁷⁷, R. Schwienhorst⁸⁷, R. Schwierz⁴³, J. Schwindling¹³⁵, T. Schwindt²⁰, M. Schwoerer⁴, W.G. Scott¹²⁸, J. Searcy¹¹³, G. Sedov⁴¹, E. Sedykh¹²⁰, E. Segura¹¹, S.C. Seidel¹⁰², A. Seiden¹³⁶, F. Seifert⁴³, J.M. Seixas^{23a}, G. Sekhniaidze^{101a}, K.E. Selbach⁴⁵, D.M. Seliverstov¹²⁰, B. Sellden^{145a}, G. Sellers⁷², M. Seman^{143b},

N. Semprini-Cesari^{19a,19b}, C. Serfon⁹⁷, L. Serin¹¹⁴, L. Serkin⁵⁴, R. Seuster⁹⁸, H. Severini¹¹⁰, M.E. Sevir⁸⁵, A. Sfyrla²⁹, E. Shabalina⁵⁴, M. Shamim¹¹³, L.Y. Shan^{32a}, J.T. Shank²¹, Q.T. Shao⁸⁵, M. Shapiro¹⁴, P.B. Shatalov⁹⁴, L. Shaver⁶, K. Shaw^{163a,163c}, D. Sherman¹⁷⁴, P. Sherwood⁷⁶, A. Shibata¹⁰⁷, H. Shichi¹⁰⁰, S. Shimizu²⁹, M. Shimojima⁹⁹, T. Shin⁵⁶, M. Shiyakova⁶⁴, A. Shmeleva⁹³, M.J. Shochet³⁰, D. Short¹¹⁷, S. Shrestha⁶³, E. Shulga⁹⁵, M.A. Shupe⁶, P. Sicho¹²⁴, A. Sidoti^{131a}, F. Siegert⁴⁸, Dj. Sijacki^{12a}, O. Silbert¹⁷⁰, J. Silva^{123a,b}, Y. Silver¹⁵², D. Silverstein¹⁴², S.B. Silverstein^{145a}, V. Simak¹²⁶, O. Simard¹³⁵, Lj. Simic^{12a}, S. Simion¹¹⁴, B. Simmons⁷⁶, M. Simonyan³⁵, P. Sinervo¹⁵⁷, N.B. Sinev¹¹³, V. Sipica¹⁴⁰, G. Siragusa¹⁷², A. Sircar²⁴, A.N. Sisakyan⁶⁴, S.Yu. Sivoklov⁹⁶, J. Sjölin^{145a,145b}, T.B. Sjursen¹³, L.A. Skinner¹⁴, H.P. Skottowe⁵⁷, K. Skovpen¹⁰⁶, P. Skubic¹¹⁰, N. Skvorodnev²², M. Slater¹⁷, T. Slavicek¹²⁶, K. Sliwa¹⁶⁰, J. Sloper²⁹, V. Smakhtin¹⁷⁰, S.Yu. Smirnov⁹⁵, Y. Smirnov⁹⁵, L.N. Smirnova⁹⁶, O. Smirnova⁷⁸, B.C. Smith⁵⁷, D. Smith¹⁴², K.M. Smith⁵³, M. Smizanska⁷⁰, K. Smolek¹²⁶, A.A. Snesarev⁹³, S.W. Snow⁸¹, J. Snow¹¹⁰, J. Snuverink¹⁰⁴, S. Snyder²⁴, M. Soares^{123a}, R. Sobie^{168j}, J. Sodomka¹²⁶, A. Soffer¹⁵², C.A. Solans¹⁶⁶, M. Solar¹²⁶, J. Solc¹²⁶, E. Soldatov⁹⁵, U. Soldevila¹⁶⁶, E. Solfaroli Camillocci^{131a,131b}, A.A. Solodkov¹²⁷, O.V. Solovyanov¹²⁷, N. Soni², V. Sopko¹²⁶, B. Sopko¹²⁶, M. Sosebee⁷, R. Soualah^{163a,163c}, A. Soukharev¹⁰⁶, S. Spagnolo^{71a,71b}, F. Spanò⁷⁵, R. Spighi^{19a}, G. Spigo²⁹, F. Spila^{131a,131b}, R. Spiwoks²⁹, M. Spousta¹²⁵, T. Spreitzer¹⁵⁷, B. Spurlock⁷, R.D. St. Denis⁵³, J. Stahlman¹¹⁹, R. Stamen^{58a}, E. Stanecka³⁸, R.W. Stanek⁵, C. Stanescu^{133a}, S. Stapnes¹¹⁶, E.A. Starchenko¹²⁷, J. Stark⁵⁵, P. Staroba¹²⁴, P. Starovoitov⁹⁰, A. Staude⁹⁷, P. Stavina^{143a}, G. Stavropoulos¹⁴, G. Steele⁵³, P. Steinbach⁴³, P. Steinberg²⁴, I. Stekl¹²⁶, B. Stelzer¹⁴¹, H.J. Stelzer⁸⁷, O. Stelzer-Chilton^{158a}, H. Stenzel⁵², S. Stern⁹⁸, K. Stevenson⁷⁴, G.A. Stewart²⁹, J.A. Stillings²⁰, M.C. Stockton⁸⁴, K. Storer⁴⁸, G. Stoicica^{25a}, S. Stonjek⁹⁸, P. Strachota¹²⁵, A.R. Stradling⁷, A. Straessner⁴³, J. Strandberg¹⁴⁶, S. Strandberg^{145a,145b}, A. Strandlie¹¹⁶, M. Strang¹⁰⁸, E. Strauss¹⁴², M. Strauss¹¹⁰, P. Strizenec^{143b}, R. Ströhmer¹⁷², D.M. Strom¹¹³, J.A. Strong^{75,*}, R. Stroynowski³⁹, J. Strube¹²⁸, B. Stugu¹³, I. Stumer^{24,*}, J. Stupak¹⁴⁷, P. Sturm¹⁷³, N.A. Styles⁴¹, D.A. Soh^{150,u}, D. Su¹⁴², HS. Subramania², A. Succurro¹¹, Y. Sugaya¹¹⁵, T. Sugimoto¹⁰⁰, C. Suhr¹⁰⁵, K. Suita⁶⁶, M. Suk¹²⁵, V.V. Sulin⁹³, S. Sultansoy^{3d}, T. Sumida⁶⁷, X. Sun⁵⁵, J.E. Sundermann⁴⁸, K. Suruliz¹³⁸, S. Sushkov¹¹, G. Susinno^{36a,36b}, M.R. Sutton¹⁴⁸, Y. Suzuki⁶⁵, Y. Suzuki⁶⁶, M. Svatos¹²⁴, Yu.M. Sviridov¹²⁷, S. Swedish¹⁶⁷, I. Sykora^{143a}, T. Sykora¹²⁵, B. Szeless²⁹, J. Sánchez¹⁶⁶, D. Ta¹⁰⁴, K. Tackmann⁴¹, A. Taffard¹⁶², R. Tafirout^{158a}, N. Taiblum¹⁵², Y. Takahashi¹⁰⁰, H. Takai²⁴, R. Takashima⁶⁸, H. Takeda⁶⁶, T. Takeshita¹³⁹, Y. Takubo⁶⁵, M. Talby⁸², A. Talyshev^{106,f}, M.C. Tamsett²⁴, J. Tanaka¹⁵⁴, R. Tanaka¹¹⁴, S. Tanaka¹³⁰, S. Tanaka⁶⁵, Y. Tanaka⁹⁹, A.J. Tanasijczuk¹⁴¹, K. Tani⁶⁶, N. Tannoury⁸², G.P. Tappern²⁹, S. Tapprogge⁸⁰, D. Tardif¹⁵⁷, S. Tarem¹⁵¹, F. Tarrade²⁸, G.F. Tartarelli^{88a}, P. Tas¹²⁵, M. Tasevsky¹²⁴, E. Tassi^{36a,36b}, M. Tatarkhanov¹⁴, Y. Tayalati^{134d}, C. Taylor⁷⁶, F.E. Taylor⁹¹, G.N. Taylor⁸⁵, W. Taylor^{158b}, M. Teinturier¹¹⁴, M. Teixeira Dias Castanheira⁷⁴, P. Teixeira-Dias⁷⁵, K.K. Temming⁴⁸, H. Ten Kate²⁹, P.K. Teng¹⁵⁰, S. Terada⁶⁵, K. Terashi¹⁵⁴, J. Teron⁷⁹, M. Testa⁴⁷, R.J. Teuscher^{157,j}, J. Thadome¹⁷³, J. Therhaag²⁰, T. Thevenaux-Pelzer⁷⁷, M. Thioye¹⁷⁴, S. Thoma⁴⁸, J.P. Thomas¹⁷, E.N. Thompson³⁴, P.D. Thompson¹⁷, P.D. Thompson¹⁵⁷, A.S. Thompson⁵³, E. Thomson¹¹⁹, M. Thomson²⁷, R.P. Thun⁸⁶, F. Tian³⁴, M.J. Tibbets¹⁴, T. Tic¹²⁴, V.O. Tikhomirov⁹³, Y.A. Tikhonov^{106,f}, S. Timoshenko⁹⁵, P. Tipton¹⁷⁴, F.J. Tique Aires Viegas²⁹, S. Tisserant⁸², B. Toczek³⁷, T. Todorov⁴, S. Todorova-Nova¹⁶⁰, B. Toggerson¹⁶², J. Tojo⁶⁵, S. Tokár^{143a}, K. Tokunaga⁶⁶, K. Tokushuku⁶⁵, K. Tollefson⁸⁷, M. Tomoto¹⁰⁰, L. Tompkins³⁰, K. Toms¹⁰², G. Tong^{32a}, A. Tonoyan¹³, C. Topfel¹⁶, N.D. Topilin⁶⁴, I. Torchiani²⁹, E. Torrence¹¹³, H. Torres⁷⁷, E. Torrón Pastor¹⁶⁶, J. Toth^{82,aa}, F. Touchard⁸², D.R. Tovey¹³⁸, T. Trefzger¹⁷², L. Tremblet²⁹, A. Tricoli²⁹, I.M. Trigger^{158a}, S. Trincaz-Duvoid⁷⁷, T.N. Trinh⁷⁷, M.F. Tripijana⁶⁹, W. Trischuk¹⁵⁷, A. Trivedi^{24,z}, B. Trocme⁵⁵, C. Troncon^{88a}, M. Trotter-McDonald¹⁴¹, M. Trzebinski³⁸, A. Trzupek³⁸, C. Tsarouchas²⁹, J.C.-L. Tseng¹¹⁷, M. Tsiakiris¹⁰⁴, P.V. Tsiareshka⁸⁹, D. Tsionou^{4,ae}, G. Tsiopolitis⁹, V. Tsiskaridze⁴⁸, E.G. Tskhadadze^{51a}, I.I. Tsukerman⁹⁴, V. Tsulaia¹⁴, J.-W. Tsung²⁰, S. Tsuno⁶⁵, D. Tsybychev¹⁴⁷, A. Tua¹³⁸, A. Tudorache^{25a}, V. Tudorache^{25a}, J.M. Tuggle³⁰, M. Turala³⁸, D. Turecek¹²⁶, I. Turk Cakir^{3e}, E. Turlay¹⁰⁴, R. Turra^{88a,88b}, P.M. Tuts³⁴, A. Tykhonov⁷³, M. Tylmad^{145a,145b}, M. Tyndel¹²⁸, G. Tzanakos⁸, K. Uchida²⁰, I. Ueda¹⁵⁴, R. Ueno²⁸, M. Uglan¹³, M. Uhlenbrock²⁰, M. Uhrmacher⁵⁴, F. Ukegawa¹⁵⁹, G. Unal²⁹, D.G. Underwood⁵, A. Undrus²⁴, G. Unel¹⁶², Y. Unno⁶⁵, D. Urbaniec³⁴, G. Usai⁷, M. Uslenghi^{118a,118b}, L. Vacavant⁸², V. Vacek¹²⁶, B. Vachon⁸⁴, S. Vahsen¹⁴, J. Valenta¹²⁴, P. Valente^{131a}, S. Valentinetti^{19a,19b}, S. Valkar¹²⁵, E. Valladolid Gallego¹⁶⁶, S. Vallecorsa¹⁵¹, J.A. Valls Ferrer¹⁶⁶, H. van der Graaf¹⁰⁴, E. van der Kraaij¹⁰⁴, R. Van Der Leeuw¹⁰⁴, E. van der Poel¹⁰⁴, D. van der Ster²⁹, N. van Eldik⁸³, P. van Gemmeren⁵, Z. van Kesteren¹⁰⁴, I. van Vulpen¹⁰⁴, M. Vanadia⁹⁸, W. Vandelli²⁹, G. Vandoni²⁹, A. Vaniachine⁵, P. Vankov⁴¹, F. Vannucci⁷⁷, F. Varela Rodriguez²⁹, R. Vari^{131a}, E.W. Varnes⁶, D. Varouchas¹⁴, A. Vartapetian⁷, K.E. Varvell¹⁴⁹, V.I. Vassilikopoulos⁵⁶, F. Vazeille³³, G. Vegni^{88a,88b}, J.J. Veillet¹¹⁴, C. Vellidis⁸, F. Veloso^{123a}, R. Veness²⁹, S. Veneziano^{131a}, A. Ventura^{71a,71b}, D. Ventura¹³⁷, M. Venturi⁴⁸, N. Venturi¹⁵⁷, V. Vercesi^{118a}, M. Verducci¹³⁷, W. Verkerke¹⁰⁴, J.C. Vermeulen¹⁰⁴, A. Vest⁴³, M.C. Vetterli^{141,d}, I. Vichou¹⁶⁴, T. Vickey^{144b,af}, O.E. Vickey Boeriu^{144b}, G.H.A. Viehhauser¹¹⁷, S. Viel¹⁶⁷, M. Villa^{19a,19b}, M. Villaplana Perez¹⁶⁶, E. Vilucchi⁴⁷, M.G. Vincter²⁸, E. Vinek²⁹, V.B. Vinogradov⁶⁴, M. Virchaux^{135,*}, J. Virzi¹⁴, O. Vitells¹⁷⁰, M. Viti⁴¹, I. Vivarelli⁴⁸, F. Vives Vaque², S. Vlachos⁹, D. Vladoiu⁹⁷, M. Vlasak¹²⁶, N. Vlasov²⁰, A. Vogel²⁰, P. Vokac¹²⁶, G. Volpi⁴⁷, M. Volpi⁸⁵,

G. Volpini^{88a}, H. von der Schmitt⁹⁸, J. von Loeben⁹⁸, H. von Radziewski⁴⁸, E. von Toerne²⁰, V. Vorobel¹²⁵, A.P. Vorobiev¹²⁷, V. Vorwerk¹¹, M. Vos¹⁶⁶, R. Voss²⁹, T.T. Voss¹⁷³, J.H. Vosseveld⁷², N. Vranjes¹³⁵, M. Vranjes Milosavljevic¹⁰⁴, V. Vrba¹²⁴, M. Vreeswijk¹⁰⁴, T. Vu Anh⁸⁰, R. Vuillermet²⁹, I. Vukotic¹¹⁴, W. Wagner¹⁷³, P. Wagner¹¹⁹, H. Wahlen¹⁷³, J. Wakabayashi¹⁰⁰, J. Walbersloh⁴², S. Walch⁸⁶, J. Walder⁷⁰, R. Walker⁹⁷, W. Walkowiak¹⁴⁰, R. Wall¹⁷⁴, P. Waller⁷², C. Wang⁴⁴, H. Wang¹⁷¹, H. Wang^{32b,ag}, J. Wang¹⁵⁰, J. Wang⁵⁵, J.C. Wang¹³⁷, R. Wang¹⁰², S.M. Wang¹⁵⁰, A. Warburton⁸⁴, C.P. Ward²⁷, M. Warsinsky⁴⁸, P.M. Watkins¹⁷, A.T. Watson¹⁷, I.J. Watson¹⁴⁹, M.F. Watson¹⁷, G. Watts¹³⁷, S. Watts⁸¹, A.T. Waugh¹⁴⁹, B.M. Waugh⁷⁶, M. Weber¹²⁸, M.S. Weber¹⁶, P. Weber⁵⁴, A.R. Weidberg¹¹⁷, P. Weigell⁹⁸, J. Weingarten⁵⁴, C. Weiser⁴⁸, H. Wellenstein²², P.S. Wells²⁹, M. Wen⁴⁷, T. Wenaus²⁴, S. Wendler¹²², Z. Weng^{150,u}, T. Wengler²⁹, S. Wenig²⁹, N. Wermes²⁰, M. Werner⁴⁸, P. Werner²⁹, M. Werth¹⁶², M. Wessels^{58a}, C. Weydert⁵⁵, K. Whalen²⁸, S.J. Wheeler-Ellis¹⁶², S.P. Whitaker²¹, A. White⁷, M.J. White⁸⁵, S.R. Whitehead¹¹⁷, D. Whiteson¹⁶², D. Whittington⁶⁰, F. Wicek¹¹⁴, D. Wicke¹⁷³, F.J. Wickens¹²⁸, W. Wiedenmann¹⁷¹, M. Wielers¹²⁸, P. Wienemann²⁰, C. Wiglesworth⁷⁴, L.A.M. Wiik-Fuchs⁴⁸, P.A. Wijeratne⁷⁶, A. Wildauer¹⁶⁶, M.A. Wildt^{41,q}, I. Wilhelm¹²⁵, H.G. Wilkens²⁹, J.Z. Will⁹⁷, E. Williams³⁴, H.H. Williams¹¹⁹, W. Willis³⁴, S. Willocq⁸³, J.A. Wilson¹⁷, M.G. Wilson¹⁴², A. Wilson⁸⁶, I. Wingerter-Seez⁴, S. Winkelmann⁴⁸, F. Winkelmeier²⁹, M. Wittgen¹⁴², M.W. Wolter³⁸, H. Wolters^{123a,h}, W.C. Wong⁴⁰, G. Wooden⁸⁶, B.K. Wosiek³⁸, J. Wotschack²⁹, M.J. Woudstra⁸³, K.W. Wozniak³⁸, K. Wraight⁵³, C. Wright⁵³, M. Wright⁵³, B. Wrona⁷², S.L. Wu¹⁷¹, X. Wu⁴⁹, Y. Wu^{32b,ah}, E. Wulf³⁴, R. Wunstorf⁴², B.M. Wynne⁴⁵, S. Xella³⁵, M. Xiao¹³⁵, S. Xie⁴⁸, Y. Xie^{32a}, C. Xu^{32b,w}, D. Xu¹³⁸, G. Xu^{32a}, B. Yabsley¹⁴⁹, S. Yacoub^{144b}, M. Yamada⁶⁵, H. Yamaguchi¹⁵⁴, A. Yamamoto⁶⁵, K. Yamamoto⁶³, S. Yamamoto¹⁵⁴, T. Yamamura¹⁵⁴, T. Yamanaka¹⁵⁴, J. Yamaoka⁴⁴, T. Yamazaki¹⁵⁴, Y. Yamazaki⁶⁶, Z. Yan²¹, H. Yang⁸⁶, U.K. Yang⁸¹, Y. Yang⁶⁰, Y. Yang^{32a}, Z. Yang^{145a,145b}, S. Yanush⁹⁰, Y. Yao¹⁴, Y. Yasu⁶⁵, G.V. Ybeles Smit¹²⁹, J. Ye³⁹, S. Ye²⁴, M. Yilmaz^{3c}, R. Yoo-soofi¹²², K. Yorita¹⁶⁹, R. Yoshida⁵, C. Young¹⁴², S. Youssef²¹, D. Yu²⁴, J. Yu⁷, J. Yu¹¹¹, L. Yuan^{32a,ai}, A. Yurkewicz¹⁰⁵, B. Zabinski³⁸, V.G. Zaets¹²⁷, R. Zaidan⁶², A.M. Zaitsev¹²⁷, Z. Zajacova²⁹, L. Zanello^{131a,131b}, P. Zarzhitsky³⁹, A. Zaytsev¹⁰⁶, C. Zeitnitz¹⁷³, M. Zeller¹⁷⁴, M. Zeman¹²⁴, A. Zemla³⁸, C. Zender²⁰, O. Zenin¹²⁷, T. Ženiš^{143a}, Z. Zinonos^{121a,121b}, S. Zenz¹⁴, D. Zerwas¹¹⁴, G. Zevi della Porta⁵⁷, Z. Zhan^{32d}, D. Zhang^{32b,ag}, H. Zhang⁸⁷, J. Zhang⁵, X. Zhang^{32d}, Z. Zhang¹¹⁴, L. Zhao¹⁰⁷, T. Zhao¹³⁷, Z. Zhao^{32b}, A. Zhemchugov⁶⁴, S. Zheng^{32a}, J. Zhong¹¹⁷, B. Zhou⁸⁶, N. Zhou¹⁶², Y. Zhou¹⁵⁰, C.G. Zhu^{32d}, H. Zhu⁴¹, J. Zhu⁸⁶, Y. Zhu^{32b}, X. Zhuang⁹⁷, V. Zhuravlov⁹⁸, D. Zieminska⁶⁰, R. Zimmermann²⁰, S. Zimmermann²⁰, S. Zimmermann⁴⁸, M. Ziolkowski¹⁴⁰, R. Zitoun⁴, L. Živković³⁴, V.V. Zmouchko^{127,*}, G. Zobernig¹⁷¹, A. Zoccoli^{19a,19b}, Y. Zolnierowski⁴, A. Zsenei²⁹, M. zur Nedden¹⁵, V. Zutshi¹⁰⁵, L. Zwalinski²⁹

¹University at Albany, Albany NY, United States of America

²Department of Physics, University of Alberta, Edmonton AB, Canada

^{3(a)}Department of Physics, Ankara University, Ankara; ^(b)Department of Physics, Dumlupinar University, Kutahya;

^(c)Department of Physics, Gazi University, Ankara; ^(d)Division of Physics, TOBB University of Economics and Technology, Ankara; ^(e)Turkish Atomic Energy Authority, Ankara, Turkey

⁴LAPP, CNRS/IN2P3 and Université de Savoie, Annecy-le-Vieux, France

⁵High Energy Physics Division, Argonne National Laboratory, Argonne IL, United States of America

⁶Department of Physics, University of Arizona, Tucson AZ, United States of America

⁷Department of Physics, The University of Texas at Arlington, Arlington TX, United States of America

⁸Physics Department, University of Athens, Athens, Greece

⁹Physics Department, National Technical University of Athens, Zografou, Greece

¹⁰Institute of Physics, Azerbaijan Academy of Sciences, Baku, Azerbaijan

¹¹Institut de Física d'Altes Energies and Departament de Física de la Universitat Autònoma de Barcelona and ICREA, Barcelona, Spain

^{12(a)}Institute of Physics, University of Belgrade, Belgrade; ^(b)Vinca Institute of Nuclear Sciences, University of Belgrade, Belgrade, Serbia

¹³Department for Physics and Technology, University of Bergen, Bergen, Norway

¹⁴Physics Division, Lawrence Berkeley National Laboratory and University of California, Berkeley CA, United States of America

¹⁵Department of Physics, Humboldt University, Berlin, Germany

¹⁶Albert Einstein Center for Fundamental Physics and Laboratory for High Energy Physics, University of Bern, Bern, Switzerland

¹⁷School of Physics and Astronomy, University of Birmingham, Birmingham, United Kingdom

^{18(a)}Department of Physics, Bogazici University, Istanbul; ^(b)Division of Physics, Dogus University, Istanbul;

^(c)Department of Physics Engineering, Gaziantep University, Gaziantep; ^(d)Department of Physics, Istanbul Technical University, Istanbul, Turkey

- ¹⁹(a)INFN Sezione di Bologna; (b)Dipartimento di Fisica, Università di Bologna, Bologna, Italy
- ²⁰Physikalisches Institut, University of Bonn, Bonn, Germany
- ²¹Department of Physics, Boston University, Boston MA, United States of America
- ²²Department of Physics, Brandeis University, Waltham MA, United States of America
- ²³(a)Universidade Federal do Rio De Janeiro COPPE/EE/IF, Rio de Janeiro; (b)Federal University of Juiz de Fora (UFJF), Juiz de Fora; (c)Federal University of Sao Joao del Rei (UFSJ), Sao Joao del Rei; (d)Instituto de Fisica, Universidade de Sao Paulo, Sao Paulo, Brazil
- ²⁴Physics Department, Brookhaven National Laboratory, Upton NY, United States of America
- ²⁵(a)National Institute of Physics and Nuclear Engineering, Bucharest; (b)University Politehnica Bucharest, Bucharest; (c)West University in Timisoara, Timisoara, Romania
- ²⁶Departamento de Física, Universidad de Buenos Aires, Buenos Aires, Argentina
- ²⁷Cavendish Laboratory, University of Cambridge, Cambridge, United Kingdom
- ²⁸Department of Physics, Carleton University, Ottawa ON, Canada
- ²⁹CERN, Geneva, Switzerland
- ³⁰Enrico Fermi Institute, University of Chicago, Chicago IL, United States of America
- ³¹(a)Departamento de Física, Pontificia Universidad Católica de Chile, Santiago; (b)Departamento de Física, Universidad Técnica Federico Santa María, Valparaíso, Chile
- ³²(a)Institute of High Energy Physics, Chinese Academy of Sciences, Beijing; (b)Department of Modern Physics, University of Science and Technology of China, Anhui; (c)Department of Physics, Nanjing University, Jiangsu; (d)School of Physics, Shandong University, Shandong, China
- ³³Laboratoire de Physique Corpusculaire, Clermont Université and Université Blaise Pascal and CNRS/IN2P3, Aubiere Cedex, France
- ³⁴Nevis Laboratory, Columbia University, Irvington NY, United States of America
- ³⁵Niels Bohr Institute, University of Copenhagen, Kobenhavn, Denmark
- ³⁶(a)INFN Gruppo Collegato di Cosenza; (b)Dipartimento di Fisica, Università della Calabria, Arcavata di Rende, Italy
- ³⁷AGH University of Science and Technology, Faculty of Physics and Applied Computer Science, Krakow, Poland
- ³⁸The Henryk Niewodniczanski Institute of Nuclear Physics, Polish Academy of Sciences, Krakow, Poland
- ³⁹Physics Department, Southern Methodist University, Dallas TX, United States of America
- ⁴⁰Physics Department, University of Texas at Dallas, Richardson TX, United States of America
- ⁴¹DESY, Hamburg and Zeuthen, Germany
- ⁴²Institut für Experimentelle Physik IV, Technische Universität Dortmund, Dortmund, Germany
- ⁴³Institut für Kern- und Teilchenphysik, Technical University Dresden, Dresden, Germany
- ⁴⁴Department of Physics, Duke University, Durham NC, United States of America
- ⁴⁵SUPA - School of Physics and Astronomy, University of Edinburgh, Edinburgh, United Kingdom
- ⁴⁶Fachhochschule Wiener Neustadt, Johannes Gutenbergstrasse 3, 2700 Wiener Neustadt, Austria
- ⁴⁷INFN Laboratori Nazionali di Frascati, Frascati, Italy
- ⁴⁸Fakultät für Mathematik und Physik, Albert-Ludwigs-Universität, Freiburg i.Br., Germany
- ⁴⁹Section de Physique, Université de Genève, Geneva, Switzerland
- ⁵⁰(a)INFN Sezione di Genova; (b)Dipartimento di Fisica, Università di Genova, Genova, Italy
- ⁵¹(a)E.Andronikashvili Institute of Physics, Tbilisi State University, Tbilisi; (b)High Energy Physics Institute, Tbilisi State University, Tbilisi, Georgia
- ⁵²II Physikalisches Institut, Justus-Liebig-Universität Giessen, Giessen, Germany
- ⁵³SUPA - School of Physics and Astronomy, University of Glasgow, Glasgow, United Kingdom
- ⁵⁴II Physikalisches Institut, Georg-August-Universität, Göttingen, Germany
- ⁵⁵Laboratoire de Physique Subatomique et de Cosmologie, Université Joseph Fourier and CNRS/IN2P3 and Institut National Polytechnique de Grenoble, Grenoble, France
- ⁵⁶Department of Physics, Hampton University, Hampton VA, United States of America
- ⁵⁷Laboratory for Particle Physics and Cosmology, Harvard University, Cambridge MA, United States of America
- ⁵⁸(a)Kirchhoff-Institut für Physik, Ruprecht-Karls-Universität Heidelberg, Heidelberg; (b)Physikalisches Institut, Ruprecht-Karls-Universität Heidelberg, Heidelberg; (c)ZITI Institut für technische Informatik, Ruprecht-Karls-Universität Heidelberg, Mannheim, Germany
- ⁵⁹Faculty of Applied Information Science, Hiroshima Institute of Technology, Hiroshima, Japan
- ⁶⁰Department of Physics, Indiana University, Bloomington IN, United States of America

- ⁶¹Institut für Astro- und Teilchenphysik, Leopold-Franzens-Universität, Innsbruck, Austria
- ⁶²University of Iowa, Iowa City IA, United States of America
- ⁶³Department of Physics and Astronomy, Iowa State University, Ames IA, United States of America
- ⁶⁴Joint Institute for Nuclear Research, JINR Dubna, Dubna, Russia
- ⁶⁵KEK, High Energy Accelerator Research Organization, Tsukuba, Japan
- ⁶⁶Graduate School of Science, Kobe University, Kobe, Japan
- ⁶⁷Faculty of Science, Kyoto University, Kyoto, Japan
- ⁶⁸Kyoto University of Education, Kyoto, Japan
- ⁶⁹Instituto de Física La Plata, Universidad Nacional de La Plata and CONICET, La Plata, Argentina
- ⁷⁰Physics Department, Lancaster University, Lancaster, United Kingdom
- ⁷¹(a)INFN Sezione di Lecce; (b)Dipartimento di Fisica, Università del Salento, Lecce, Italy
- ⁷²Oliver Lodge Laboratory, University of Liverpool, Liverpool, United Kingdom
- ⁷³Department of Physics, Jožef Stefan Institute and University of Ljubljana, Ljubljana, Slovenia
- ⁷⁴School of Physics and Astronomy, Queen Mary University of London, London, United Kingdom
- ⁷⁵Department of Physics, Royal Holloway University of London, Surrey, United Kingdom
- ⁷⁶Department of Physics and Astronomy, University College London, London, United Kingdom
- ⁷⁷Laboratoire de Physique Nucléaire et de Hautes Energies, UPMC and Université Paris-Diderot and CNRS/IN2P3, Paris, France
- ⁷⁸Fysiska institutionen, Lunds universitet, Lund, Sweden
- ⁷⁹Departamento de Física Teórica C-15, Universidad Autónoma de Madrid, Madrid, Spain
- ⁸⁰Institut für Physik, Universität Mainz, Mainz, Germany
- ⁸¹School of Physics and Astronomy, University of Manchester, Manchester, United Kingdom
- ⁸²CPPM, Aix-Marseille Université and CNRS/IN2P3, Marseille, France
- ⁸³Department of Physics, University of Massachusetts, Amherst MA, United States of America
- ⁸⁴Department of Physics, McGill University, Montreal QC, Canada
- ⁸⁵School of Physics, University of Melbourne, Victoria, Australia
- ⁸⁶Department of Physics, The University of Michigan, Ann Arbor MI, United States of America
- ⁸⁷Department of Physics and Astronomy, Michigan State University, East Lansing MI, United States of America
- ⁸⁸(a)INFN Sezione di Milano; (b)Dipartimento di Fisica, Università di Milano, Milano, Italy
- ⁸⁹B.I. Stepanov Institute of Physics, National Academy of Sciences of Belarus, Minsk, Republic of Belarus
- ⁹⁰National Scientific and Educational Centre for Particle and High Energy Physics, Minsk, Republic of Belarus
- ⁹¹Department of Physics, Massachusetts Institute of Technology, Cambridge MA, United States of America
- ⁹²Group of Particle Physics, University of Montreal, Montreal QC, Canada
- ⁹³P.N. Lebedev Institute of Physics, Academy of Sciences, Moscow, Russia
- ⁹⁴Institute for Theoretical and Experimental Physics (ITEP), Moscow, Russia
- ⁹⁵Moscow Engineering and Physics Institute (MEPhI), Moscow, Russia
- ⁹⁶Skobeltsyn Institute of Nuclear Physics, Lomonosov Moscow State University, Moscow, Russia
- ⁹⁷Fakultät für Physik, Ludwig-Maximilians-Universität München, München, Germany
- ⁹⁸Max-Planck-Institut für Physik (Werner-Heisenberg-Institut), München, Germany
- ⁹⁹Nagasaki Institute of Applied Science, Nagasaki, Japan
- ¹⁰⁰Graduate School of Science, Nagoya University, Nagoya, Japan
- ¹⁰¹(a)INFN Sezione di Napoli; (b)Dipartimento di Scienze Fisiche, Università di Napoli, Napoli, Italy
- ¹⁰²Department of Physics and Astronomy, University of New Mexico, Albuquerque NM, United States of America
- ¹⁰³Institute for Mathematics, Astrophysics and Particle Physics, Radboud University Nijmegen/Nikhef, Nijmegen, Netherlands
- ¹⁰⁴Nikhef National Institute for Subatomic Physics and University of Amsterdam, Amsterdam, Netherlands
- ¹⁰⁵Department of Physics, Northern Illinois University, DeKalb IL, United States of America
- ¹⁰⁶Budker Institute of Nuclear Physics, SB RAS, Novosibirsk, Russia
- ¹⁰⁷Department of Physics, New York University, New York NY, United States of America
- ¹⁰⁸Ohio State University, Columbus OH, United States of America
- ¹⁰⁹Faculty of Science, Okayama University, Okayama, Japan
- ¹¹⁰Homer L. Dodge Department of Physics and Astronomy, University of Oklahoma, Norman OK, United States of America
- ¹¹¹Department of Physics, Oklahoma State University, Stillwater OK, United States of America

- ¹¹²Palacký University, RCPTM, Olomouc, Czech Republic
- ¹¹³Center for High Energy Physics, University of Oregon, Eugene OR, United States of America
- ¹¹⁴LAL, Univ. Paris-Sud and CNRS/IN2P3, Orsay, France
- ¹¹⁵Graduate School of Science, Osaka University, Osaka, Japan
- ¹¹⁶Department of Physics, University of Oslo, Oslo, Norway
- ¹¹⁷Department of Physics, Oxford University, Oxford, United Kingdom
- ¹¹⁸(a)INFN Sezione di Pavia; (b)Dipartimento di Fisica, Università di Pavia, Pavia, Italy
- ¹¹⁹Department of Physics, University of Pennsylvania, Philadelphia PA, United States of America
- ¹²⁰Petersburg Nuclear Physics Institute, Gatchina, Russia
- ¹²¹(a)INFN Sezione di Pisa; (b)Dipartimento di Fisica E. Fermi, Università di Pisa, Pisa, Italy
- ¹²²Department of Physics and Astronomy, University of Pittsburgh, Pittsburgh PA, United States of America
- ¹²³(a)Laboratorio de Instrumentacao e Fisica Experimental de Particulas - LIP, Lisboa, Portugal; (b)Departamento de Fisica Teorica y del Cosmos and CAFPE, Universidad de Granada, Granada, Spain
- ¹²⁴Institute of Physics, Academy of Sciences of the Czech Republic, Praha, Czech Republic
- ¹²⁵Faculty of Mathematics and Physics, Charles University in Prague, Praha, Czech Republic
- ¹²⁶Czech Technical University in Prague, Praha, Czech Republic
- ¹²⁷State Research Center Institute for High Energy Physics, Protvino, Russia
- ¹²⁸Particle Physics Department, Rutherford Appleton Laboratory, Didcot, United Kingdom
- ¹²⁹Physics Department, University of Regina, Regina SK, Canada
- ¹³⁰Ritsumeikan University, Kusatsu, Shiga, Japan
- ¹³¹(a)INFN Sezione di Roma I; (b)Dipartimento di Fisica, Università La Sapienza, Roma, Italy
- ¹³²(a)INFN Sezione di Roma Tor Vergata; (b)Dipartimento di Fisica, Università di Roma Tor Vergata, Roma, Italy
- ¹³³(a)INFN Sezione di Roma Tre; (b)Dipartimento di Fisica, Università Roma Tre, Roma, Italy
- ¹³⁴(a)Faculté des Sciences Ain Chock, Réseau Universitaire de Physique des Hautes Energies - Université Hassan II, Casablanca; (b)Centre National de l'Energie des Sciences Techniques Nucleaires, Rabat; (c)Faculté des Sciences Semlalia, Université Cadi Ayyad, LPHEA-Marrakech; (d)Faculté des Sciences, Université Mohamed Premier and LTPM, Oujda; (e)Faculté des Sciences, Université Mohammed V-Agdal, Rabat, Morocco
- ¹³⁵DSM/IRFU (Institut de Recherches sur les Lois Fondamentales de l'Univers), CEA Saclay (Commissariat à l'Energie Atomique), Gif-sur-Yvette, France
- ¹³⁶Santa Cruz Institute for Particle Physics, University of California Santa Cruz, Santa Cruz CA, United States of America
- ¹³⁷Department of Physics, University of Washington, Seattle WA, United States of America
- ¹³⁸Department of Physics and Astronomy, University of Sheffield, Sheffield, United Kingdom
- ¹³⁹Department of Physics, Shinshu University, Nagano, Japan
- ¹⁴⁰Fachbereich Physik, Universität Siegen, Siegen, Germany
- ¹⁴¹Department of Physics, Simon Fraser University, Burnaby BC, Canada
- ¹⁴²SLAC National Accelerator Laboratory, Stanford CA, United States of America
- ¹⁴³(a)Faculty of Mathematics, Physics & Informatics, Comenius University, Bratislava; (b)Department of Subnuclear Physics, Institute of Experimental Physics of the Slovak Academy of Sciences, Kosice, Slovak Republic
- ¹⁴⁴(a)Department of Physics, University of Johannesburg, Johannesburg; (b)School of Physics, University of the Witwatersrand, Johannesburg, South Africa
- ¹⁴⁵(a)Department of Physics, Stockholm University; (b)The Oskar Klein Centre, Stockholm, Sweden
- ¹⁴⁶Physics Department, Royal Institute of Technology, Stockholm, Sweden
- ¹⁴⁷Departments of Physics & Astronomy and Chemistry, Stony Brook University, Stony Brook NY, United States of America
- ¹⁴⁸Department of Physics and Astronomy, University of Sussex, Brighton, United Kingdom
- ¹⁴⁹School of Physics, University of Sydney, Sydney, Australia
- ¹⁵⁰Institute of Physics, Academia Sinica, Taipei, Taiwan
- ¹⁵¹Department of Physics, Technion: Israel Inst. of Technology, Haifa, Israel
- ¹⁵²Raymond and Beverly Sackler School of Physics and Astronomy, Tel Aviv University, Tel Aviv, Israel
- ¹⁵³Department of Physics, Aristotle University of Thessaloniki, Thessaloniki, Greece
- ¹⁵⁴International Center for Elementary Particle Physics and Department of Physics, The University of Tokyo, Tokyo, Japan
- ¹⁵⁵Graduate School of Science and Technology, Tokyo Metropolitan University, Tokyo, Japan
- ¹⁵⁶Department of Physics, Tokyo Institute of Technology, Tokyo, Japan

- ¹⁵⁷Department of Physics, University of Toronto, Toronto ON, Canada
- ^{158(a)}TRIUMF, Vancouver BC; ^(b)Department of Physics and Astronomy, York University, Toronto ON, Canada
- ¹⁵⁹Institute of Pure and Applied Sciences, University of Tsukuba, 1-1-1 Tennodai, Tsukuba, Ibaraki 305-8571, Japan
- ¹⁶⁰Science and Technology Center, Tufts University, Medford MA, United States of America
- ¹⁶¹Centro de Investigaciones, Universidad Antonio Narino, Bogota, Colombia
- ¹⁶²Department of Physics and Astronomy, University of California Irvine, Irvine CA, United States of America
- ^{163(a)}INFN Gruppo Collegato di Udine, Udine; ^(b)ICTP, Trieste; ^(c)Dipartimento di Chimica, Fisica e Ambiente, Università di Udine, Udine, Italy
- ¹⁶⁴Department of Physics, University of Illinois, Urbana IL, United States of America
- ¹⁶⁵Department of Physics and Astronomy, University of Uppsala, Uppsala, Sweden
- ¹⁶⁶Instituto de Física Corpuscular (IFIC) and Departamento de Física Atómica, Molecular y Nuclear and Departamento de Ingeniería Electrónica and Instituto de Microelectrónica de Barcelona (IMB-CNM), University of Valencia and CSIC, Valencia, Spain
- ¹⁶⁷Department of Physics, University of British Columbia, Vancouver BC, Canada
- ¹⁶⁸Department of Physics and Astronomy, University of Victoria, Victoria BC, Canada
- ¹⁶⁹Waseda University, Tokyo, Japan
- ¹⁷⁰Department of Particle Physics, The Weizmann Institute of Science, Rehovot, Israel
- ¹⁷¹Department of Physics, University of Wisconsin, Madison WI, United States of America
- ¹⁷²Fakultät für Physik und Astronomie, Julius-Maximilians-Universität, Würzburg, Germany
- ¹⁷³Fachbereich C Physik, Bergische Universität Wuppertal, Wuppertal, Germany
- ¹⁷⁴Department of Physics, Yale University, New Haven CT, United States of America
- ¹⁷⁵Yerevan Physics Institute, Yerevan, Armenia
- ¹⁷⁶Domaine scientifique de la Doua, Centre de Calcul CNRS/IN2P3, Villeurbanne Cedex, France
- ¹⁷⁷Faculty of Science, Hiroshima University, Hiroshima, Japan
- ^aAlso at Laboratório de Instrumentação e Física Experimental de Partículas - LIP, Lisboa, Portugal
- ^bAlso at Faculdade de Ciências and CFNUL, Universidade de Lisboa, Lisboa, Portugal
- ^cAlso at Particle Physics Department, Rutherford Appleton Laboratory, Didcot, United Kingdom
- ^dAlso at TRIUMF, Vancouver BC, Canada
- ^eAlso at Department of Physics, California State University, Fresno CA, United States of America
- ^fAlso at Novosibirsk State University, Novosibirsk, Russia
- ^gAlso at Fermilab, Batavia IL, United States of America
- ^hAlso at Department of Physics, University of Coimbra, Coimbra, Portugal
- ⁱAlso at Università di Napoli Parthenope, Napoli, Italy
- ^jAlso at Institute of Particle Physics (IPP), Canada
- ^kAlso at Department of Physics, Middle East Technical University, Ankara, Turkey
- ^lAlso at Louisiana Tech University, Ruston LA, United States of America
- ^mAlso at Department of Physics and Astronomy, University College London, London, United Kingdom
- ⁿAlso at Group of Particle Physics, University of Montreal, Montreal QC, Canada
- ^oAlso at Department of Physics, University of Cape Town, Cape Town, South Africa
- ^pAlso at Institute of Physics, Azerbaijan Academy of Sciences, Baku, Azerbaijan
- ^qAlso at Institut für Experimentalphysik, Universität Hamburg, Hamburg, Germany
- ^rAlso at Manhattan College, New York NY, United States of America
- ^sAlso at School of Physics, Shandong University, Shandong, China
- ^tAlso at CPPM, Aix-Marseille Université and CNRS/IN2P3, Marseille, France
- ^uAlso at School of Physics and Engineering, Sun Yat-sen University, Guanzhou, China
- ^vAlso at Academia Sinica Grid Computing, Institute of Physics, Academia Sinica, Taipei, Taiwan
- ^wAlso at DSM/IRFU (Institut de Recherches sur les Lois Fondamentales de l'Univers), CEA Saclay (Commissariat à l'Energie Atomique), Gif-sur-Yvette, France
- ^xAlso at Section de Physique, Université de Genève, Geneva, Switzerland
- ^yAlso at Departamento de Física, Universidade de Minho, Braga, Portugal
- ^zAlso at Department of Physics and Astronomy, University of South Carolina, Columbia SC, United States of America
- ^{aa}Also at Institute for Particle and Nuclear Physics, Wigner Research Centre for Physics, Budapest, Hungary
- ^{ab}Also at California Institute of Technology, Pasadena CA, United States of America

^{ac}Also at Institute of Physics, Jagiellonian University, Krakow, Poland

^{ad}Also at Institute of High Energy Physics, Chinese Academy of Sciences, Beijing, China

^{ae}Also at Department of Physics and Astronomy, University of Sheffield, Sheffield, United Kingdom

^{af}Also at Department of Physics, Oxford University, Oxford, United Kingdom

^{ag}Also at Institute of Physics, Academia Sinica, Taipei, Taiwan

^{ah}Also at Department of Physics, The University of Michigan, Ann Arbor MI, United States of America

^{ai}Also at Laboratoire de Physique Nucléaire et de Hautes Energies, UPMC and Université Paris-Diderot and CNRS/IN2P3, Paris, France

*Deceased