



Multi-lepton production at high transverse momenta in ep collisions at HERA

H1 Collaboration

F.D. Aaron^{e,1}, C. Alexa^e, V. Andreev^y, B. Antunovic^k, S. Aplin^k, A. Asmone^{ag}, A. Astvatsatourov^d, A. Bacchetta^k, S. Backovic^{ad}, A. Baghdasaryan^{al}, P. Baranov^{y,✉}, E. Barrelet^{ac}, W. Bartel^k, M. Beckingham^k, K. Begzsuren^{ai}, O. Behnkeⁿ, A. Belousov^y, N. Berger^{an}, J.C. Bizot^{aa}, M.-O. Boenig^h, V. Boudry^{ab}, I. Bozovic-Jelisavcic^b, J. Bracinik^c, G. Brandt^k, M. Brinkmann^k, V. Brisson^{aa}, D. Bruncko^p, A. Bunyatyan^{m,al}, G. Buschhorn^z, L. Bystritskaya^x, A.J. Campbell^k, K.B. Cantun Avila^v, F. Cassol-Brunner^u, K. Cerny^{af}, V. Cerny^{p,2}, V. Chekelian^z, A. Cholewa^k, J.G. Contreras^v, J.A. Coughlan^f, G. Cozzika^j, J. Cvach^{ae}, J.B. Dainton^r, K. Daum^{ak,3}, M. Deák^k, Y. de Boer^k, B. Delcourt^{aa}, M. Del Degan^{an}, J. Delvax^d, A. De Roeck^{k,4}, E.A. De Wolf^d, C. Diaconu^u, V. Dodonov^m, A. Dossanov^z, A. Dubak^{ad,5}, G. Eckerlin^k, V. Efremenko^x, S. Egli^{aj}, A. Eliseev^y, E. Elsen^k, S. Essenov^x, A. Falkiewicz^g, P.J.W. Faulkner^c, L. Favart^d, A. Fedotov^x, R. Felst^k, J. Feltesse^{j,6}, J. Ferencei^p, M. Fleischer^k, A. Fomenko^y, E. Gabathuler^r, J. Gayler^k, S. Ghazaryan^{al}, A. Glazov^k, I. Glushkov^{am}, L. Goerlich^g, M. Goettlich^l, N. Gogitidze^y, M. Gouzevitch^{ab}, C. Grab^{an}, T. Greenshaw^r, B.R. Grell^k, G. Grindhammer^z, S. Habib^{l,7}, D. Haidt^k, M. Hansson^t, C. Helebrant^k, R.C.W. Henderson^q, E. Hennekemper^o, H. Henschel^{am}, G. Herrera^w, M. Hildebrandt^{aj}, K.H. Hiller^{am}, D. Hoffmann^u, R. Horisberger^{aj}, A. Hovhannisyan^{al}, T. Hreus^{d,8}, M. Jacquet^{aa}, M.E. Janssen^k, X. Janssen^d, V. Jemanov^l, L. Jönsson^t, D.P. Johnson^{d,✉}, A.W. Jung^o, H. Jung^k, M. Kapichineⁱ, J. Katzy^k, I.R. Kenyon^c, C. Kiesling^z, M. Klein^r, C. Kleinwort^k, T. Klimkovich, T. Kluge^r, A. Knutsson^k, R. Kogler^z, V. Korbel^k, P. Kostka^{am}, M. Kraemer^k, K. Krastev^k, J. Kretzschmar^r, A. Kropivnitskaya^x, K. Krüger^o, K. Kutak^k, M.P.J. Landon^s, W. Lange^{am}, G. Laštovička-Medin^{ad}, P. Laycock^r, A. Lebedev^y, G. Leibenguth^{an}, V. Lendermann^o, S. Levonian^k, G. Li^{aa}, K. Lipka^l, A. Liptaj^z, B. List^l, J. List^k, N. Loktionova^y, R. Lopez-Fernandez^w, V. Lubimov^x, A.-I. Lucaci-Timoce^k, L. Lytkin^m, A. Makankineⁱ, E. Malinovski^y, P. Marage^d, Ll. Marti^k, H.-U. Martyn^a, S.J. Maxfield^r, A. Mehta^r, K. Meier^o, A.B. Meyer^k, H. Meyer^k, H. Meyer^{ak}, J. Meyer^k, V. Michels^k, S. Mikocki^g, I. Milcewicz-Mika^g, F. Moreau^{ab}, A. Morozovⁱ, J.V. Morris^f, M.U. Mozer^d, M. Mudrinic^b, K. Müller^{ao}, P. Murín^{p,8}, K. Nankov^{ah}, B. Naroska^{l,✉}, Th. Naumann^{am}, P.R. Newman^c, C. Niebuhr^k, A. Nikiforov^k, G. Nowak^g, K. Nowak^{ao}, M. Nozicka^k, B. Olivier^z, J.E. Olsson^k, S. Osman^t, D. Ozerov^x, V. Palichikⁱ, I. Panagoulas^{k,9,10}, M. Pandurovic^b, Th. Papadopoulou^{k,9,10}, C. Pascaud^{aa}, G.D. Patel^r, O. Pejchal^{af}, H. Peng^k, E. Perez^{j,4}, A. Petrukhin^x, I. Picuric^{ad}, S. Piec^{am}, D. Pitzl^k, R. Plačákyte^k, R. Polifka^{af}, B. Povh^m, T. Preda^e, V. Radescu^k, A.J. Rahmat^r, N. Raicevic^{ad}, A. Raspiarezza^z, T. Ravdandorj^{ai}, P. Reimer^{ae}, E. Rizvi^s, P. Robmann^{ao}, B. Roland^d, R. Roosen^d, A. Rostovtsev^x, M. Rotaru^e, J.E. Ruiz Tabasco^v, Z. Rurikova^k, S. Rusakov^y, D. Salek^{af}, F. Salvaire^k, D.P.C. Sankey^f, M. Sauter^{an}, E. Sauvan^u, S. Schmidt^k, S. Schmitt^k, C. Schmitz^{ao}, L. Schoeffel^j, A. Schöning^{k,ao}, H.-C. Schultz-Coulon^o, F. Sefkow^k, R.N. Shaw-West^c, I. Sheviakov^y, L.N. Shtarkov^y, S. Shushkevich^z, T. Sloan^q, I. Smiljanic^b, P. Smirnov^y, Y. Soloviev^y, P. Sopicki^g, D. South^h, V. Spaskovⁱ, A. Specka^{ab}, Z. Staykova^k, M. Steder^k, B. Stella^{ag}, U. Straumann^{ao}, D. Sunar^d, T. Sykora^d, V. Tchoulakovⁱ, G. Thompson^s, P.D. Thompson^c, T. Toll^k, F. Tomasz^p, T.H. Tran^{aa}, D. Traynor^s, T.N. Trinh^u, P. Truöl^{ao}, I. Tsakov^{ah}, B. Tseepeldorj^{ai,11}, I. Tsurin^{am}, J. Turnau^g, E. Tzamariudaki^z, K. Urban^o, A. Valkárová^{af}, C. Vallée^u, P. Van Mechelen^d, A. Vargas Trevino^k, Y. Vazdik^y, S. Vinokurova^k, V. Volchinski^{al}, D. Wegener^h, M. Wessels^k, Ch. Wissing^k, E. Wünsch^k, V. Yeganov^{al}, J. Žáček^{af}, J. Zálešák^{ae}, Z. Zhang^{aa}, A. Zhelezov^x, A. Zhokin^x, Y.C. Zhu^k, T. Zimmermann^{an}, H. Zohrabyan^m, F. Zomer^{aa}

^a I. Physikalisches Institut der RWTH, Aachen, Germany¹²

^b Vinca Institute of Nuclear Sciences, Belgrade, Serbia

^c School of Physics and Astronomy, University of Birmingham, Birmingham, UK¹³

^d Inter-University Institute for High Energies ULB-VUB, Brussels, Universiteit Antwerpen, Antwerpen, Belgium¹⁴

^e National Institute for Physics and Nuclear Engineering (NIPNE), Bucharest, Romania

^f Rutherford Appleton Laboratory, Chilton, Didcot, UK¹³

^g Institute for Nuclear Physics, Cracow, Poland¹⁵

- ^h Institut für Physik, TU Dortmund, Dortmund, Germany ¹²
ⁱ Joint Institute for Nuclear Research, Dubna, Russia
^j CEA, DSM/DAPNIA, CE-Saclay, Gif-sur-Yvette, France
^k DESY, Hamburg, Germany
^l Institut für Experimentalphysik, Universität Hamburg, Hamburg, Germany ¹²
^m Max-Planck-Institut für Kernphysik, Heidelberg, Germany
ⁿ Physikalisches Institut, Universität Heidelberg, Heidelberg, Germany ¹²
^o Kirchhoff-Institut für Physik, Universität Heidelberg, Heidelberg, Germany ¹²
^p Institute of Experimental Physics, Slovak Academy of Sciences, Košice, Slovak Republic ¹⁷
^q Department of Physics, University of Lancaster, Lancaster, UK ¹³
^r Department of Physics, University of Liverpool, Liverpool, UK ¹³
^s Queen Mary and Westfield College, London, UK ¹³
^t Physics Department, University of Lund, Lund, Sweden ¹⁸
^u CPPM, CNRS/IN2P3 – Univ. Mediterranee, Marseille, France
^v Departamento de Física Aplicada, CINVESTAV, Mérida, Yucatán, Mexico ²¹
^w Departamento de Física, CINVESTAV, Mexico ²¹
^x Institute for Theoretical and Experimental Physics, Moscow, Russia
^y Lebedev Physical Institute, Moscow, Russia ¹⁶
^z Max-Planck-Institut für Physik, München, Germany
^{aa} LAL, Univ Paris-Sud, CNRS/IN2P3, Orsay, France
^{ab} LLR, Ecole Polytechnique, IN2P3-CNRS, Palaiseau, France
^{ac} LPNHE, Universités Paris VI and VII, IN2P3-CNRS, Paris, France
^{ad} Faculty of Science, University of Montenegro, Podgorica, Montenegro ¹⁶
^{ae} Institute of Physics, Academy of Sciences of the Czech Republic, Praha, Czech Republic ¹⁹
^{af} Faculty of Mathematics and Physics, Charles University, Praha, Czech Republic ¹⁹
^{ag} Dipartimento di Fisica Università di Roma Tre and INFN Roma 3, Roma, Italy
^{ah} Institute for Nuclear Research and Nuclear Energy, Sofia, Bulgaria ¹⁶
^{ai} Institute of Physics and Technology of the Mongolian Academy of Sciences, Ulaanbaatar, Mongolia
^{aj} Paul Scherrer Institut, Villigen, Switzerland
^{ak} Fachbereich C, Universität Wuppertal, Wuppertal, Germany
^{al} Yerevan Physics Institute, Yerevan, Armenia
^{am} DESY, Zeuthen, Germany
^{an} Institut für Teilchenphysik, ETH, Zürich, Switzerland ²⁰
^{ao} Physik-Institut der Universität Zürich, Zürich, Switzerland ²⁰

ARTICLE INFO

Article history:

Received 24 June 2008

Received in revised form 11 August 2008

Accepted 14 August 2008

Available online 3 September 2008

Editor: W.-D. Schlatter

Dedicated to the memory of our dear friend and colleague, Beate Naroska.

ABSTRACT

Processes leading to a final state with at least two high transverse momentum leptons (electrons or muons) are studied using the full $e^\pm p$ data sample collected by the H1 experiment at HERA. The data correspond to an integrated luminosity of 463 pb^{-1} . Di-lepton and tri-lepton event classes are investigated. Cross sections of the production of e^+e^- and $\mu^+\mu^-$ pairs are derived in a restricted phase space dominated by photon-photon collisions. In general, good agreement is found with Standard Model predictions. Events are observed with a total scalar sum of lepton transverse momenta above 100 GeV where the Standard Model expectation is low. In this region, combining di-lepton and tri-lepton classes, five events are observed in e^+p collisions, compared to a Standard Model expectation of 0.96 ± 0.12 , while no such event is observed in e^-p data for 0.64 ± 0.09 expected.

© 2008 Elsevier B.V. All rights reserved.

1. Introduction

Within the Standard Model (SM) the production of multi-lepton events in electron²²-proton collisions proceeds mainly via photon-photon interactions, $\gamma\gamma \rightarrow \ell^+\ell^-$, where photons are radiated from the incident beam particles [1]. The clean experimental signature and the precise SM prediction of this process provide a high sensitivity to searches for new phenomena producing multi-lepton final states. For example, the production of a doubly charged Higgs boson [2,3] or processes involving generic bosons carrying two units of lepton number (bi-leptons) [4], could lead to multi-lepton events of large invariant mass. Measurements of both multi-electron [5] and muon pair [6] production at high transverse

¹ Also at Faculty of Physics, University of Bucharest, Bucharest, Romania.
² Also at Comenius University, Bratislava, Slovak Republic.
³ Also at Rechenzentrum, Universität Wuppertal, Wuppertal, Germany.
⁴ Also at CERN, Geneva, Switzerland.
⁵ Also at Max-Planck-Institut für Physik, München, Germany.
⁶ Also at DESY and University Hamburg, Helmholtz Humboldt Research Award.
⁷ Supported by a scholarship of the World Laboratory Björn Wiik Research Project.
⁸ Also at University of P.J. Šafárik, Košice, Slovak Republic.
⁹ Also at Physics Department, National Technical University, Zografou Campus, GR-15773 Athens, Greece.
¹⁰ This project is co-funded by the European Social Fund (75%) and National Resources (25%) – (EPEAEK II) – PYTHAGORAS II.
¹¹ Also at Ulaanbaatar University, Ulaanbaatar, Mongolia.
¹² Supported by the UK Science and Technology Facilities Council, and formerly by the UK Particle Physics and Astronomy Research Council.
¹³ Supported by FNRS-FWO-Vlaanderen, IISN-IKW and IWT and by Interuniversity Attraction Poles Programme, Belgian Science Policy.
¹⁴ Partially Supported by Polish Ministry of Science and Higher Education, grant PBS/DESY/70/2006.
¹⁵ Supported by the Deutsche Forschungsgemeinschaft.
¹⁶ Supported by VEGA SR grant No. 2/7062/ 27.

¹⁸ Supported by the Swedish Natural Science Research Council.¹⁹ Supported by the Ministry of Education of the Czech Republic under the projects LC527, INGO-1P05LA259 and MSM0021620859.²⁰ Supported by the Swiss National Science Foundation.²¹ Supported by CONACYT, México, grant 48778-F.

✕ Deceased.

²² In this Letter the term “electron” is used generically to refer to both electrons and positrons, if not otherwise stated.

momentum (P_T) have already been performed by the H1 Collaboration using a data sample corresponding to an integrated luminosity of 115 pb^{-1} . Events with high invariant mass M_{12} of the two highest P_T electrons were measured. Three events with two electrons and three events with three electrons were observed in the region $M_{12} > 100 \text{ GeV}$, where the SM prediction is low [5].

In the present Letter a measurement of multi-lepton production at high P_T using the complete $e^\pm p$ HERA collider data of the H1 experiment is presented. The data are recorded at electron and proton beam energies of 27.6 GeV and 820 GeV or 920 GeV, corresponding to centre-of-mass energies \sqrt{s} of 301 GeV or 319 GeV, respectively. The total integrated luminosity of the data is 463 pb^{-1} , which represents a factor of four increase with respect to the previous published results. The data comprise 178 pb^{-1} recorded in $e^- p$ collisions and 285 pb^{-1} in $e^+ p$ collisions, of which 35 pb^{-1} were recorded at $\sqrt{s} = 301 \text{ GeV}$. While previous measurements were performed mainly using $e^+ p$ data, an $e^- p$ data set with more than a ten-fold increase in integrated luminosity is now analysed. The current analysis is extended with respect to those presented in [5,6], such that all event final states with at least two high P_T leptons, electrons (e) or muons (μ), are now investigated. In addition, differential cross sections of the production of e^+e^- and $\mu^+\mu^-$ pairs are measured in a restricted phase space dominated by photon-photon collisions.

2. Standard Model processes and their simulation

Multi-lepton events are simulated with the GRAPE [7] generator, which includes all electroweak matrix elements at tree level. The production mechanisms include $\gamma\gamma$, γZ , ZZ interactions, internal photon conversion and the decay of virtual or real Z bosons. Different approaches for the cross section calculation are followed depending on the virtuality Q^2 of the photon coupled to the proton and on the mass W of the hadronic final state. In the elastic region, $ep \rightarrow e\ell^+\ell^-p$, the proton vertex is described in terms of dipole form factors. The quasi-elastic domain is defined by $W < 5 \text{ GeV}$ or $Q^2 < 1 \text{ GeV}^2$. In the region $W < 2 \text{ GeV}$, a resonance parametrisation [8] is used for the proton vertex. In the remaining quasi-elastic phase space, a fit to photoproduction and deep inelastic scattering data is used [9]. In the inelastic regime, corresponding to electron-quark interactions with $W > 5 \text{ GeV}$ and $Q^2 > 1 \text{ GeV}^2$, proton parton densities taken from the CTEQ5L [10] parametrisation are used. Initial and final state QED radiation is included. The hadronic final state is simulated via interfaces to PYTHIA [11] and SOPHIA [12] for the inelastic and quasi-elastic regimes, respectively. GRAPE predicts cross sections for $ep \rightarrow e\mu^+\mu^-X$ and $ep \rightarrow ee^+e^-X$ processes, leading to $e\mu\mu$ and eee final states. Events with only two leptons ($\mu\mu$, $e\mu$ or ee) are observed if the scattered electron or one lepton of the pair is not detected. The $ep \rightarrow e\tau^+\tau^-X$ process with subsequent leptonic tau decays is also simulated with GRAPE and its contribution to the studied final states is found to be at most 4%.

Experimental backgrounds to ee and eee final states arise from events in which, in addition to a genuine electron, one or two fake electrons are reconstructed. Neutral current (NC) deep-inelastic scattering (DIS) events ($ep \rightarrow eX$) in which hadrons or radiated photons are wrongly identified as electrons constitute the dominant background contribution. QED Compton scattering $ep \rightarrow e\gamma X$ may also contribute if the photon is misidentified as an electron. Background to the $e\mu$ final state may arise from NC DIS events if hadrons are misidentified as muons. The NC DIS and Compton processes are simulated using the RAPGAP [13] and WABGEN [14] Monte Carlo (MC) generators, respectively.

Generated events are passed through the full GEANT [15] based simulation of the H1 apparatus, which takes into account the running conditions of the different data taking periods, and are recon-

structed and analysed with the same program chain as is used for the data.

3. Experimental conditions

A detailed description of the H1 experiment can be found in [16]. Only the detector components relevant to the present analysis are briefly described here. The origin of the H1 coordinate system is the nominal ep interaction point, with the direction of the proton beam defining the positive z -axis (forward region). Transverse momentum is measured in the xy plane. The pseudorapidity η is related to the polar angle θ by $\eta = -\ln \tan(\theta/2)$. The Liquid Argon (LAr) calorimeter [17] covers the polar angle range $4^\circ < \theta < 154^\circ$ with full azimuthal acceptance. Electromagnetic shower energies are measured with a precision of $\sigma(E)/E = 12\%/\sqrt{E/\text{GeV}} \oplus 1\%$ and hadronic energies with $\sigma(E)/E = 50\%/\sqrt{E/\text{GeV}} \oplus 2\%$, as measured in test beams [18,19]. In the backward region, energy measurements are provided by a lead/scintillating-fiber (SpaCal) calorimeter [20] covering the range $155^\circ < \theta < 178^\circ$. The central ($20^\circ < \theta < 160^\circ$) and forward ($7^\circ < \theta < 25^\circ$) inner tracking detectors are used to measure charged particle trajectories, to reconstruct the interaction vertex and to complement the measurement of hadronic energies. The LAr calorimeter and inner tracking detectors are enclosed in a super-conducting magnetic coil with a field strength of 1.16 T. From the curvature of charged particle trajectories in the magnetic field, the central tracking system provides transverse momentum measurements with a resolution of $\sigma_{p_T}/P_T = 0.005 P_T/\text{GeV} \oplus 0.015$ [21]. The return yoke of the magnetic coil is the outermost part of the detector and is equipped with streamer tubes forming the central muon detector ($4^\circ < \theta < 171^\circ$).

The luminosity is determined from the rate of the Bethe-Heitler process $ep \rightarrow e\gamma\gamma$, measured using a photon detector located close to the beam pipe at $z = -103 \text{ m}$, in the backward direction.

Events having an electromagnetic deposit in the LAr with an energy greater than 10 GeV are detected by the LAr trigger with an efficiency close to 100% [22]. The muon trigger is based on single muon signatures from the central muon detector, combined with signals from the central tracking detector. The trigger efficiency is about 90% for di-muon events with muon transverse momenta larger than 10 and 5 GeV. A combination of the LAr and muon triggers is used if an electron and a muon are both present in the final state, resulting in an efficiency close to 100% for electron and muon transverse momenta above 5 GeV.

4. Data analysis

4.1. Particle identification

Electrons and muons in the H1 detector are identified using the same criteria as in previous analyses [5,6].

Electron candidates are identified in the polar angle range $5^\circ < \theta < 175^\circ$ as a compact and isolated electromagnetic shower in either the LAr or SpaCal calorimeter. The electron energy and angular direction are measured by the calorimeters. The electron energy threshold is 5 GeV in the polar angle range $20^\circ < \theta < 175^\circ$ and is raised to 10 GeV in the forward region ($5^\circ < \theta < 20^\circ$). The calorimetric energy measured within a distance in the pseudorapidity-azimuth ($\eta-\phi$) plane $R = \sqrt{\Delta\eta^2 + \Delta\phi^2} < 0.75$ around the electron is required to be below 2.5% of the electron energy. In the region of angular overlap between the LAr and the central tracking detectors ($20^\circ < \theta < 150^\circ$), hereafter referred to as the central region, the calorimetric electron identification is complemented by tracking information. In this region it is required that a well measured track geometrically matches the centre-of-gravity of the electromagnetic cluster within a distance of closest approach of 12 cm.

The electron is required to be isolated from any other well measured track by a distance $R > 0.5$ to the electron direction. Furthermore, the distance from the first measured track point in the central drift chambers to the beam axis is required to be below 30 cm in order to reject photons that convert late in the central tracker material. In addition, in the central region the transverse momentum of the associated electron track $P_T^{e_{tk}}$ is required to match the calorimetric measurement P_T^e such that $1/P_T^{e_{tk}} - 1/P_T^e < 0.02 \text{ GeV}^{-1}$ in order to reject hadronic showers. Due to a lower track reconstruction efficiency and higher showering probability, no track conditions are required for electron candidates in the forward ($5^\circ < \theta < 20^\circ$) and backward ($150^\circ < \theta < 175^\circ$) regions. In these regions, no distinction between electrons and photons is made. The resulting electron identification efficiency is 80% in the central region and larger than 95% in the forward and backward regions.

Muon candidates are identified in the polar angle range $20^\circ < \theta < 160^\circ$ with a minimum transverse momentum of 2 GeV. Muon identification is based on the measurement of a track in the inner tracking systems associated with a track segment or an energy deposit in the central muon detector [6,23]. The muon momentum is measured from the inner track curvature in the solenoidal magnetic field. A muon candidate should have no more than 3.5 GeV deposited in a cylinder, centred on the muon track direction, of radius 25 cm and 50 cm in the electromagnetic and hadronic sections of the LAr calorimeter, respectively. Misidentified hadrons are strongly suppressed by requiring that the muon candidate be separated from any jet and from any track by $R > 1$. The efficiency to identify muons is $\sim 90\%$.

Calorimeter energy deposits and tracks not previously identified as electron or muon candidates are used to form combined cluster-track objects, from which the hadronic energy is reconstructed [24,25]. Jets are reconstructed from these combined cluster-track objects using an inclusive k_T algorithm [26,27] with a minimum transverse momentum of 2.5 GeV.

4.2. Event selection

In order to remove background events induced by cosmic rays and other non- ep sources, the event vertex is required to be reconstructed within 35 cm in z of the nominal interaction point. In addition, to remove non- ep background topological filters and timing vetoes are applied.

Multi-lepton events are selected by requiring at least two central ($20^\circ < \theta < 150^\circ$) electron or muon candidates, of which one must have $P_T^\ell > 10 \text{ GeV}$ and the other $P_T^\ell > 5 \text{ GeV}$. Additional lepton candidates are identified in the detector according to the criteria defined in Section 4.1. All lepton candidates are required to be isolated with respect to each other by a minimum distance in pseudorapidity–azimuth of $R > 0.5$. Lepton candidates are ordered according to decreasing transverse momentum, $P_T^{\ell_j} > P_T^{\ell_{j+1}}$. Final states with all possible combinations of lepton candidates are investigated. Selected events are classified into independent samples according to the flavour and the number of lepton candidates (e.g., ee , $e\mu$, $e\mu\mu$).

In order to measure the lepton pair production cross section in a well defined region of phase space, sub-samples of ee and $\mu\mu$ events dominated by photon–photon collisions are selected, labelled $(\gamma\gamma)_e$ and $(\gamma\gamma)_\mu$, respectively. In these subsamples the two leptons are required to be of opposite charge and a significant deficit compared to the initial state must be observed in the difference²³ $E - P_z$ of the energy and the longitudinal momentum of

all visible particles, $E - P_z < 45 \text{ GeV}$. These two conditions ensure that the incident electron is lost in the beam pipe after radiating a quasi-real photon of squared four-momentum Q^2 lower than 1 GeV^2 .

4.3. Systematic uncertainties

The following experimental systematic uncertainties are considered:

- The uncertainty on the electromagnetic energy scale varies depending on the polar angle from 0.7% in the backward and central region to 2% in the forward region. The polar angle measurement uncertainty of electromagnetic clusters is 3 mrad. The identification efficiency of electrons is known with an uncertainty of 3–5%, depending on the polar angle.
- The scale uncertainty on the transverse momentum of high P_T muons is 2.5%. The uncertainty on the reconstruction of the muon polar angle is 3 mrad. The identification efficiency of muons is known with an uncertainty of 5%.
- The hadronic energy scale is known within 2% at high transverse momentum and 5% for events with a total hadronic transverse momentum below 8 GeV.
- The uncertainty on the trigger efficiency is estimated to be 3% if at least one electron candidate is detected, and 6% if only muons are present in the final state.
- The luminosity measurement has an uncertainty of 3%.

The effect of the above systematic uncertainties on the SM expectation is determined by varying the experimental quantities by ± 1 standard deviation in the MC samples and propagating these variations through the whole analysis chain.

Additional model systematic uncertainties are attributed to the SM Monte Carlo generators described in Section 2. The theoretical uncertainty on the lepton pair production cross section calculated with GRAPE is 3%. The uncertainty on the QED Compton and NC DIS background is 20%, as deduced from dedicated studies [5]. The total error on the SM prediction is determined by adding the effects of all model and experimental systematic uncertainties in quadrature.

5. Results

5.1. Multi-lepton event samples

The observed event yields are summarised in Table 1. Only classes for which at least one data event is selected are shown. In all other classes, no event is observed and the SM prediction is also negligible. The observed numbers of events are in good agreement with the SM expectations. The eee and ee channels are dominated by electron pair production. The $e\mu\mu$, $\mu\mu$ and $e\mu$ channels contain mainly events from muon pair production. The $e\mu$ channel is populated if the scattered electron and only one muon of the pair is selected. Four data events are classified as $ee\mu$ compared to a SM expectation of 1.43 ± 0.26 , dominated by the production of muon pair events where one muon is lost and the second electron candidate is due to a radiated photon. One event with four electron candidates is observed compared to a prediction of 0.33 ± 0.07 . According to MC simulations, this signature is due to tri-electron events with a radiated photon.

The distributions of the invariant mass M_{12} of the two highest P_T leptons for the eee and $e\mu\mu$ samples are shown in

²³ For fully contained events or events where only longitudinal momentum along the proton direction (+ z) is undetected, one expects $E - P_z = 2E_e^0 = 55.2 \text{ GeV}$,

where E_e^0 is the energy of the incident electron. If the scattered electron is undetected, the threshold $E - P_z < 45 \text{ GeV}$ corresponds to a cut on the fractional energy loss $y = (E - P_z)/2E_e^0 < 0.82$.

Table 1

Observed and predicted event yields for the different event classes. The errors on the predictions include model uncertainties and experimental systematic errors added in quadrature. The limits on the background estimations correspond to the selection of no event in the simulated sample and are quoted at 95% confidence level

Selection	Data	SM	Pair production (GRAPE)	NC DIS + Compton
ee	368	390 ± 46	332 ± 26	58 ± 30
$\mu\mu$	201	211 ± 32	211 ± 32	< 0.005
$e\mu$	132	128 ± 9	118 ± 8	10.0 ± 2.5
eee	73	70 ± 7	69.8 ± 7.0	0.2 ± 0.1
$e\mu\mu$	97	102 ± 14	102 ± 14	< 0.005
$ee\mu$	4	1.43 ± 0.26	1.18 ± 0.20	0.25 ± 0.14
$eeee$	1	0.33 ± 0.07	0.33 ± 0.07	< 0.005
$(\gamma\gamma)_e$	146	138 ± 12	135 ± 11	3.0 ± 1.0
$(\gamma\gamma)_\mu$	163	162 ± 24	162 ± 24	< 0.005

Figs. 1(a) and 1(b), respectively. The distributions of the invariant mass M_{12} of the two leptons in the di-lepton event classes are presented in Figs. 1(c), 1(d) and 1(e). An overall agreement with the SM prediction is observed in all cases.

High invariant mass events ($M_{12} > 100$ GeV) are observed in the data. The corresponding observed and predicted event yields are summarised for all channels in Table 2. The three ee , three eee and one $\mu\mu$ high mass events have already been discussed extensively in previous H1 publications [5,6]. No additional events in these classes are observed in the new data. One $e\mu$ and two $e\mu\mu$ high mass events are observed in the new data. The $e\mu\mu$ event with the largest invariant mass $M_{12} = 127 \pm 10$ GeV is presented in Fig. 2. In this event, M_{12} is formed by the electron and the highest P_T muon. In the other $e\mu\mu$ event, M_{12} is formed by the two muons. No $eeee$ or $ee\mu$ event is observed with a di-lepton invari-

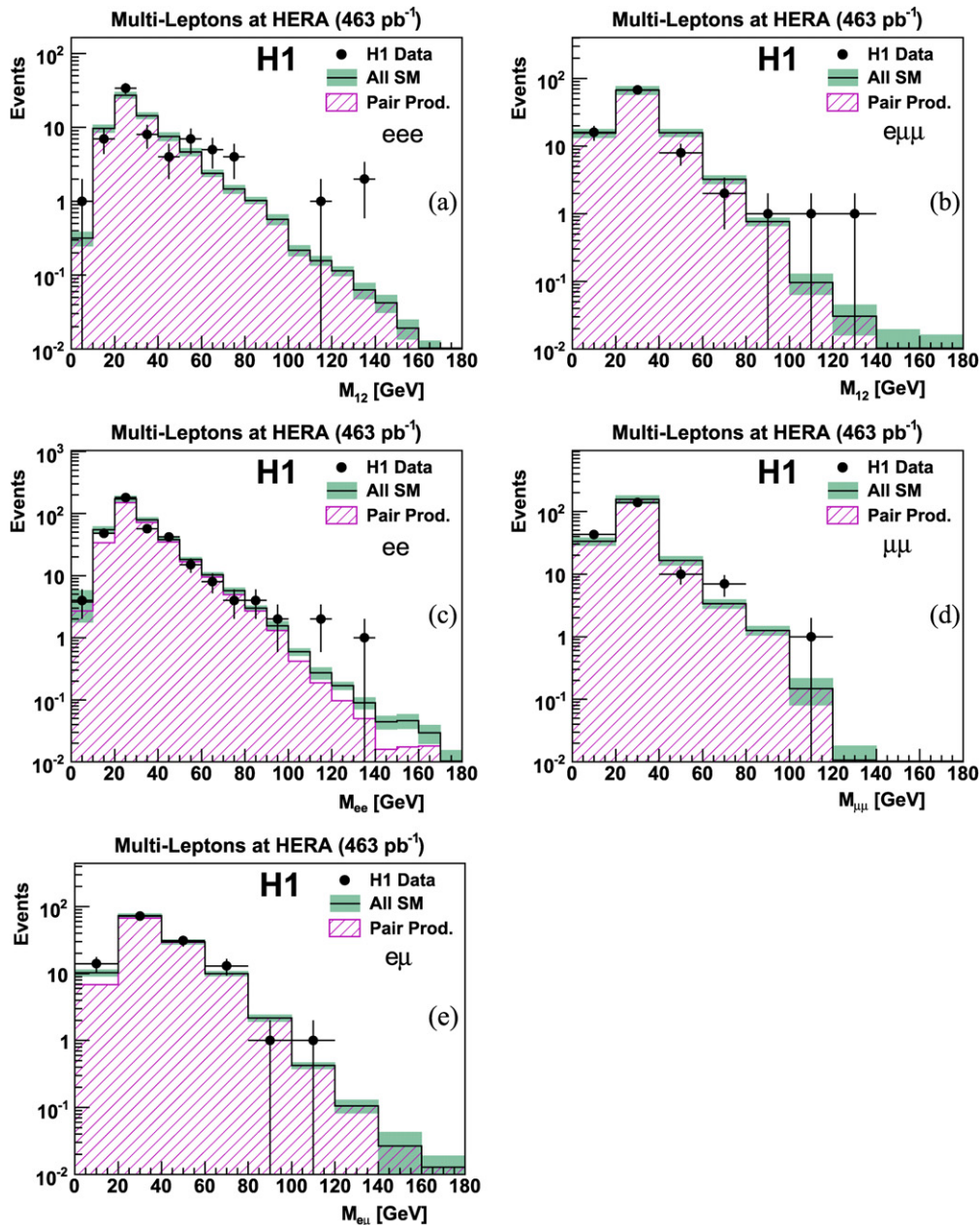


Fig. 1. The distribution of the invariant mass of the two highest P_T leptons for events classified as eee (a), $e\mu\mu$ (b) and ee (c), $\mu\mu$ (d) and $e\mu$ (e). The points correspond to the observed data events and the open histogram to the SM expectation. The total error on the SM expectation is given by the shaded band. The component of the SM expectation arising from lepton pair production is given by the hatched histogram.

ant mass above 100 GeV, in agreement with the corresponding SM expectations below 0.01.

The results for e^+p and e^-p data are shown separately in Table 2. The di-lepton (ee , $e\mu$ and $\mu\mu$) and tri-lepton (eee and $e\mu\mu$) events at high mass $M_{12} > 100$ GeV are all observed in e^+p collisions whereas no such event is observed in the e^-p data.

The topology of the multi-lepton events can be further investigated using the scalar sum of the lepton transverse momenta $\sum P_T$. This variable indicates the “hardness” of the event and also offers a good sensitivity for new physics searches [28]. Fig. 3 presents the correlation between $\sum P_T$ and the invariant mass M_{12} , separately for di-lepton and tri-lepton events. It can be seen that tri-lepton events may have a large M_{12} but only intermediate $\sum P_T$. In such cases, the high mass is formed by one forward and one backward lepton. However, for di-lepton event classes high M_{12} values also imply a large $\sum P_T$.

The quantity $\sum P_T$ can be used to select the most energetic events and allows the combination of different topologies of di-lepton and tri-lepton events with electrons and muons. Fig. 4 presents the distributions of $\sum P_T$ of the observed multi-lepton

events compared to the SM expectation. A good overall agreement between the data and the SM prediction is observed. For $\sum P_T > 100$ GeV, five events are observed in total, compared to 1.60 ± 0.20 expected from the SM (see Table 3). These five events were all recorded in the e^+p data, for which the SM expectation is 0.96 ± 0.12 . Furthermore, the events correspond to the three ee and the two $e\mu\mu$ events observed with $M_{12} > 100$ GeV.

5.2. Cross section measurements

Cross sections of the production of electron and muon pairs from photon–photon collisions are measured using the selected $(\gamma\gamma)_e$ and $(\gamma\gamma)_\mu$ samples. The kinematic domain of the measurement is defined by $20^\circ < \theta^{\ell 1,2} < 150^\circ$, $P_T^{\ell 1} > 10$ GeV, $P_T^{\ell 2} > 5$ GeV, $Q^2 < 1$ GeV² and $y < 0.82$. The data samples collected at $\sqrt{s} = 301$ GeV and 319 GeV are combined taking into account their respective luminosities. Assuming a linear dependence of the cross section on the proton beam energy, as predicted by the SM, the resulting cross section corresponds to an effective $\sqrt{s} = 318$ GeV. The total numbers of observed $(\gamma\gamma)_e$ and $(\gamma\gamma)_\mu$ events are in

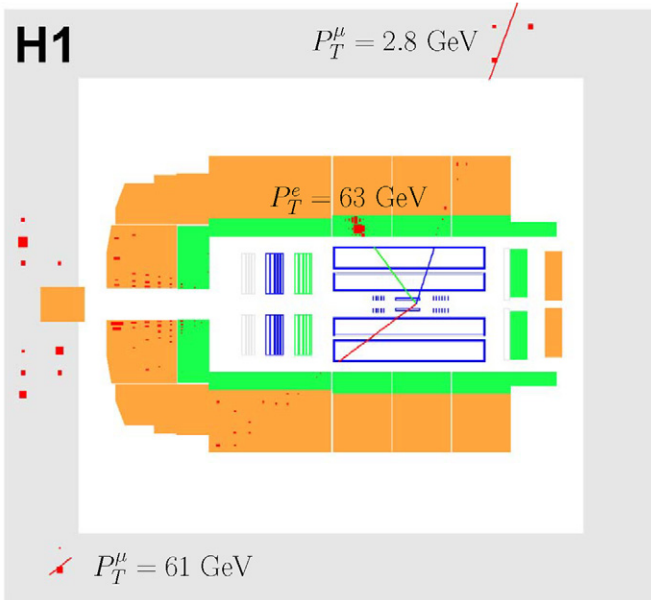


Fig. 2. Display (side view) of the $e\mu\mu$ event observed with the highest M_{12} invariant mass. Indicated are the reconstructed tracks and the energy depositions in the calorimeters. The beam positrons enter the detector from the left and the protons from the right.

Table 2

Observed and predicted multi-lepton event yields for masses $M_{12} > 100$ GeV for the different event classes in all analysed samples. The errors on the predictions include model uncertainties and experimental systematic errors added in quadrature. The limits on the background estimations correspond to the selection of no event in the simulated sample and are quoted at 95% confidence level

$M_{12} > 100$ GeV				
Selection	Data	SM	Pair production (GRAPE)	NC DIS + Compton
All data (463 pb ⁻¹)				
ee	3	1.34 ± 0.20	0.83 ± 0.11	0.51 ± 0.13
$\mu\mu$	1	0.17 ± 0.07	0.17 ± 0.07	< 0.005
$e\mu$	1	0.59 ± 0.06	0.59 ± 0.06	< 0.005
eee	3	0.66 ± 0.09	0.66 ± 0.09	< 0.005
$e\mu\mu$	2	0.16 ± 0.05	0.16 ± 0.05	< 0.005
e^+p collisions (285 pb ⁻¹)				
ee	3	0.76 ± 0.11	0.49 ± 0.07	0.27 ± 0.07
$\mu\mu$	1	0.10 ± 0.04	0.10 ± 0.04	< 0.005
$e\mu$	1	0.35 ± 0.04	0.35 ± 0.04	< 0.005
eee	3	0.39 ± 0.05	0.39 ± 0.05	< 0.005
$e\mu\mu$	2	0.09 ± 0.03	0.09 ± 0.03	< 0.005
e^-p collisions (178 pb ⁻¹)				
ee	0	0.58 ± 0.09	0.34 ± 0.04	0.24 ± 0.07
$\mu\mu$	0	0.07 ± 0.03	0.07 ± 0.03	< 0.005
$e\mu$	0	0.24 ± 0.03	0.24 ± 0.03	< 0.005
eee	0	0.27 ± 0.04	0.27 ± 0.04	< 0.005
$e\mu\mu$	0	0.07 ± 0.03	0.07 ± 0.03	< 0.005

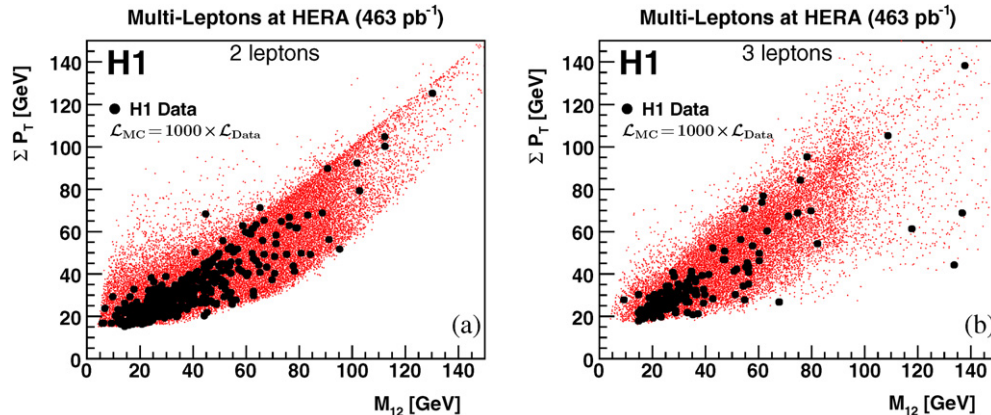


Fig. 3. Correlation of the invariant mass M_{12} with the scalar sum of the transverse momenta $\sum P_T$ for di-lepton (a) and tri-lepton (b) events. The bold dots represent the data while the small points represent the pair production (GRAPE) prediction for a luminosity ~ 1000 times higher than that of data.

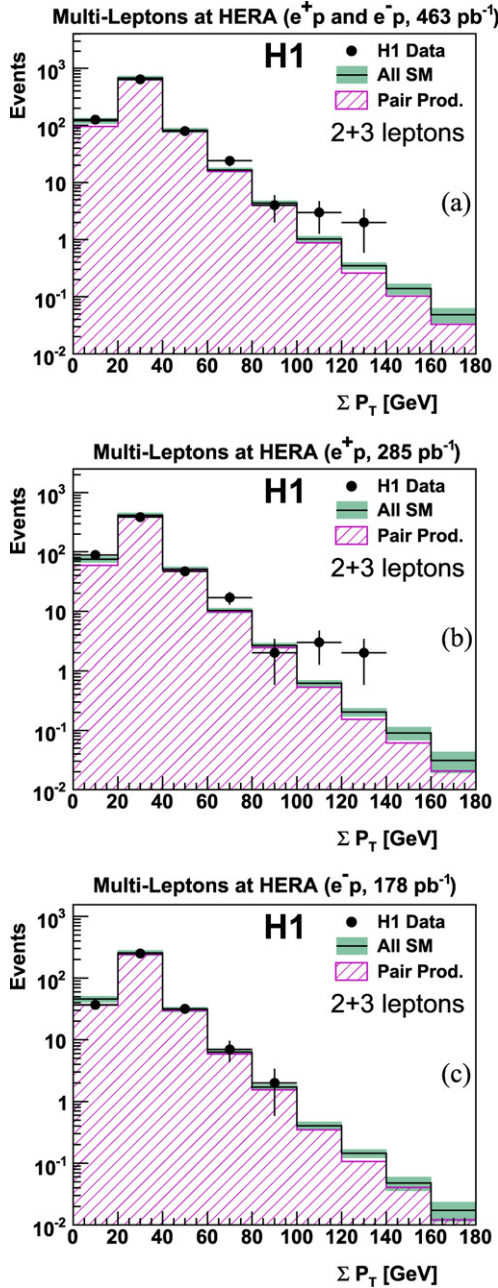


Fig. 4. The distribution of the scalar sum of the transverse momenta $\sum P_T$ for combined di-lepton and tri-lepton event samples for all data (a) as well as for e^+p (b) and e^-p (c). The points correspond to the observed data events and the open histogram to the SM expectation. The total error on the SM expectation is given by the shaded band. The component of the SM expectation arising from lepton pair production is given by the hatched histogram.

agreement with the SM expectations, as summarised in Table 1. In the $(\gamma\gamma)_e$ sample, the contamination from NC DIS and QED Compton background events is 2%. No significant background is present in the $(\gamma\gamma)_\mu$ sample.

The cross section is evaluated in each bin i using the formula

$$\sigma_i = \frac{N_i^{\text{data}} - N_i^{\text{bgr}}}{\mathcal{L} \cdot A_i}, \quad (1)$$

where N_i^{data} is the number of observed events in bin i , N_i^{bgr} the expected contribution from background processes in bin i , \mathcal{L} the integrated luminosity of the data and A_i the signal acceptance in bin i . The signal acceptance is calculated using GRAPE MC events,

Table 3

Observed and predicted multi-lepton event yields for $\sum P_T > 100$ GeV. Di-lepton and tri-lepton events are combined. The errors on the predictions include model uncertainties and experimental systematic errors added in quadrature

$\sum P_T > 100$ GeV				
Data sample	Data	SM	Pair production (GRAPE)	NC DIS + Compton
e^+p (285 pb^{-1})	5	0.96 ± 0.12	0.78 ± 0.09	0.18 ± 0.05
e^-p (178 pb^{-1})	0	0.64 ± 0.09	0.51 ± 0.07	0.13 ± 0.04
All (463 pb^{-1})	5	1.60 ± 0.20	1.29 ± 0.15	0.31 ± 0.09

as the ratio of the number of events reconstructed in bin i divided by the number of events generated in the same bin. It accounts for detection efficiencies and migrations between bins. The mean signal acceptance is 45% for $ep \rightarrow ee^+e^-X$ events and 60% for $ep \rightarrow e\mu^+\mu^-X$ events. The systematic error of the measured cross section is determined by repeating the analysis after applying the appropriate variations to the MC for each systematic source, as described in Section 4.3.

The measured $ep \rightarrow ee^+e^-X$ cross section integrated over the phase space defined above is $\sigma = 0.67 \pm 0.06 \pm 0.05$ pb, where the first error is statistical and the second systematic. The measured cross section for muon pair production, $ep \rightarrow e\mu^+\mu^-X$, in the same phase space is $\sigma = 0.63 \pm 0.05 \pm 0.09$ pb. The results are in agreement with the SM expectation of 0.63 ± 0.02 pb calculated using the GRAPE generator. Combining the di-electron and di-muon samples, an average lepton pair production cross section of $\sigma = 0.65 \pm 0.04 \pm 0.06$ pb is measured.

The differential cross sections of lepton pair production as a function of the transverse momentum of the leading lepton $P_T^{\ell_1}$, the invariant mass of the lepton pair $M_{\ell\ell}$ and the hadronic transverse momentum P_T^X are listed for each sample in Table 4 and shown in Fig. 5 for the combined electron and muon samples. The measurements are in good agreement with the SM cross sections.

6. Conclusion

The production of multi-lepton (electron or muon) events at high transverse momenta is studied in e^+p and e^-p scattering. The full e^+p data sample collected by the H1 experiment at HERA with an integrated luminosity of 463 pb^{-1} is analysed. The yields of di-lepton and tri-lepton events are in good agreement with the SM predictions. In each sample distributions of the invariant mass M_{12} of the two highest P_T leptons and of the scalar sum of the lepton transverse momenta $\sum P_T$ are studied and found to be in good overall agreement with the SM expectation.

Events are observed in the di-lepton and tri-lepton channels with high invariant masses M_{12} above 100 GeV. All such events are observed in e^+p collisions. Five of them have a $\sum P_T > 100$ GeV, whereas the corresponding SM expectation for e^+p collisions is 0.96 ± 0.12 .

Differential cross sections for electron and muon pair production are measured in a restricted phase space dominated by photon–photon interactions. The measured cross sections are in agreement with the SM expectations.

Acknowledgements

We are grateful to the HERA machine group whose outstanding efforts have made this experiment possible. We thank the engineers and technicians for their work in constructing and maintaining the H1 detector, our funding agencies for financial support, the DESY technical staff for continual assistance and the DESY directorate for the hospitality which they extend to the non DESY members of the collaboration.

Table 4

Differential cross sections $d\sigma/dP_T^{\ell_1}$, $d\sigma/dM_{\ell\ell}$ and $d\sigma/dP_T^X$ averaged for each quoted interval for the process $ep \rightarrow e\ell^+\ell^-X$ in a restricted phase space dominated by the photon-photon process (see text for details). Cross sections are measured for e^+e^- or $\mu^+\mu^-$ pairs. The cross section obtained from the combination of e^+e^- and $\mu^+\mu^-$ channels is also presented. The first error is statistical and the second is systematic. Theoretical predictions, calculated with GRAPE, are shown in the last column

Variable range [GeV]	Measured (e^+e^-) [fb/GeV]	Measured ($\mu^+\mu^-$) [fb/GeV]	Measured (average) [fb/GeV]	Pair production (GRAPE) [fb/GeV]
$P_T^{\ell_1}$				
$d\sigma/dP_T^{\ell_1}$				
[10, 15]	$108 \pm 10 \pm 8$	$9 \pm 9 \pm 14$	$101 \pm 7 \pm 9$	92 ± 3
[15, 20]	$16 \pm 4 \pm 2$	$23 \pm 4 \pm 4$	$20 \pm 3 \pm 2$	22 ± 1
[20, 25]	$7.4 \pm 2.5 \pm 0.6$	$3.7 \pm 1.7 \pm 0.5$	$5.5 \pm 1.5 \pm 0.5$	6.6 ± 0.2
[25, 50]	$0.60 \pm 0.30 \pm 0.06$	$0.70 \pm 0.30 \pm 0.10$	$0.70 \pm 0.20 \pm 0.07$	0.86 ± 0.03
$M_{\ell\ell}$				
$d\sigma/dM_{\ell\ell}$				
[15, 25]	$34 \pm 4 \pm 3$	$29 \pm 3 \pm 4$	$32 \pm 3 \pm 3$	28 ± 1
[25, 40]	$16 \pm 2 \pm 2$	$17 \pm 2 \pm 3$	$17 \pm 2 \pm 2$	18.0 ± 0.5
[40, 60]	$2.7 \pm 0.8 \pm 0.2$	$1.7 \pm 0.6 \pm 0.3$	$2.2 \pm 0.5 \pm 0.2$	2.9 ± 0.1
[60, 100]	$0.20 \pm 0.15 \pm 0.02$	$0.40 \pm 0.20 \pm 0.07$	$0.30 \pm 0.13 \pm 0.04$	0.24 ± 0.01
P_T^X				
$d\sigma/dP_T^X$				
[0, 5]	$95 \pm 9 \pm 8$	$94 \pm 8 \pm 14$	$94 \pm 6 \pm 9$	93 ± 3
[5, 12]	$25 \pm 6 \pm 2$	$13 \pm 4 \pm 2$	$18 \pm 3 \pm 2$	15.4 ± 0.5
[12, 25]	$2.8 \pm 1.3 \pm 0.3$	$4.2 \pm 1.2 \pm 0.6$	$3.8 \pm 0.9 \pm 0.4$	3.8 ± 0.1
[25, 50]	$0.20 \pm 0.30 \pm 0.03$	$0.50 \pm 0.30 \pm 0.09$	$0.40 \pm 0.20 \pm 0.06$	0.20 ± 0.01

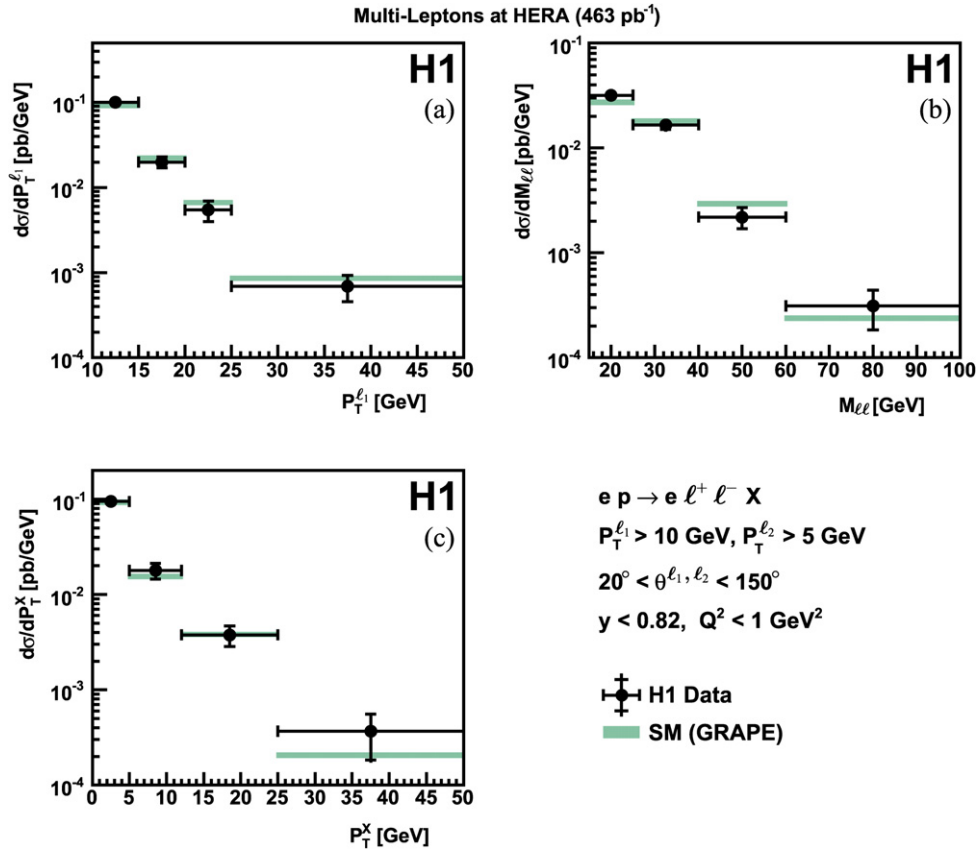


Fig. 5. The measured cross section for lepton pair production in a restricted phase space dominated by the photon-photon process as a function of the leading lepton transverse momentum $P_T^{\ell_1}$ (a), the invariant mass of the lepton pair $M_{\ell\ell}$ (b) and the hadronic transverse momentum P_T^X (c). The differential cross section is averaged over the intervals shown. The inner error bars represent the statistical errors, the outer error bars the statistical and systematic errors added in quadrature. The total error bars are dominated by statistical errors in the highest P_T and mass bins. The bands represent the SM prediction with its one standard deviation uncertainty.

References

- [1] J.A.M. Vermaseren, Nucl. Phys. B 229 (1983) 347.
- [2] E. Accomando, S. Petrarca, Phys. Lett. B 323 (1994) 212, hep-ph/9401242.
- [3] A. Aktas, et al., H1 Collaboration, Phys. Lett. B 638 (2006) 432, hep-ex/0604027.
- [4] F. Cuypers, S. Davidson, Eur. Phys. J. C 2 (1998) 503, hep-ph/9609487.
- [5] A. Aktas, et al., H1 Collaboration, Eur. Phys. J. C 31 (2003) 17, hep-ex/0307015.
- [6] A. Aktas, et al., H1 Collaboration, Phys. Lett. B 583 (2004) 28, hep-ex/0311015.
- [7] T. Abe, Comput. Phys. Commun. 136 (2001) 126, hep-ex/0311015, GRAPE-Dilepton version 1.1.
- [8] F.W. Brasse, et al., Nucl. Phys. B 110 (1976) 413.
- [9] H. Abramowicz, A. Levy, hep-ph/9712415.
- [10] J. Pumplin, et al., JHEP 0207 (2002) 012, hep-ph/0201195.
- [11] T. Sjöstrand, et al., Comput. Phys. Commun. 135 (2001) 238, hep-ph/0010017, PYTHIA version 6.1.
- [12] A. Mucke, et al., Comput. Phys. Commun. 124 (2000) 290, astro-ph/9903478.
- [13] H. Jung, Comput. Phys. Commun. 86 (1995) 147, RAPGAP version 3.1.
- [14] C. Berger, P. Kandel, A new generator for wide angle bremsstrahlung, in: A.T. Doyle, et al. (Eds.), Proceedings of the Workshop Monte Carlo Generators for HERA Physics, DESY, 1998.
- [15] R. Brun, et al., GEANT3, CERN-DD/EE/84-1.
- [16] I. Abt, et al., H1 Collaboration, Nucl. Instrum. Methods A 386 (1997) 310;

- I. Abt, et al., H1 Collaboration, Nucl. Instrum. Methods A 386 (1997) 348.
- [17] B. Andrieu, et al., H1 Calorimeter Group Collaboration, Nucl. Instrum. Methods A 336 (1993) 460.
- [18] B. Andrieu, et al., H1 Calorimeter Group Collaboration, Nucl. Instrum. Methods A 336 (1993) 499.
- [19] B. Andrieu, et al., H1 Calorimeter Group Collaboration, Nucl. Instrum. Methods A 350 (1994) 57.
- [20] R.D. Appuhn, et al., H1 SPACAL Group Collaboration, Nucl. Instrum. Methods A 386 (1997) 397.
- [21] C. Kleinwort, H1 Collaboration, H1 alignment experience, in: S. Blusk, et al. (Eds.), Proceedings of the Workshop First LHC Detector Alignment Workshop, CERN, 2006, CERN-2007-04.
- [22] C. Adloff, et al., H1 Collaboration, Eur. Phys. J. C 30 (2003) 1, hep-ex/0304003.
- [23] V. Andreev, et al., H1 Collaboration, Phys. Lett. B 561 (2003) 241, hep-ex/0301030.
- [24] M. Peez, Recherche de déviations au Modèle Standard dans les processus de grande énergie transverse sur le collisionneur électron–proton HERA, Ph.D. thesis, Université de Lyon, 2003, DESY-THESIS-2003-023 (available at <http://www-h1.desy.de/psfiles/theses/>).
- [25] B. Portheault, Première mesure des sections efficaces de courant chargé et neutre avec le faisceau de positrons polarisé à HERA II et analyses QCD–électrofaibles, Ph.D. thesis, Université Paris XI, 2005, LAL-05-05 (available at <http://www-h1.desy.de/psfiles/theses/>).
- [26] S.D. Ellis, D.E. Soper, Phys. Rev. D 48 (1993) 3160, hep-ph/9305266.
- [27] S. Catani, et al., Nucl. Phys. B 406 (1993) 187.
- [28] A. Aktas, et al., H1 Collaboration, Phys. Lett. B 602 (2004) 14, hep-ex/0408044.