

PAPER • OPEN ACCESS

Precision Higgs physics at the CEPC

To cite this article: Fenfen An *et al* 2019 *Chinese Phys. C* **43** 043002

View the [article online](#) for updates and enhancements.

Recent citations

- [Analytic next-to-leading order calculation of energy-energy correlation in gluon-initiated Higgs decays](#)
Ming-xing Luo *et al*

Precision Higgs physics at the CEPC*

Fenfen An(安芬芬)^{4,23} Yu Bai(白羽)⁹ Chunhui Chen(陈春晖)²³ Xin Chen(陈新)⁵ Zhenxing Chen(陈振兴)³
 Joao Guimaraes da Costa⁴ Zhenwei Cui(崔振崑)³ Yaquan Fang(方亚泉)^{4,6,34;1)} Chengdong Fu(付成栋)⁴
 Jun Gao(高俊)¹⁰ Yanyan Gao(高艳彦)²² Yuanning Gao(高原宁)³ Shaofeng Ge(葛韶锋)^{15,29}
 Jiayin Gu(顾嘉荫)^{13;2)} Fangyi Guo(郭方毅)^{1,4} Jun Guo(郭军)¹⁰ Tao Han(韩涛)^{5,31} Shuang Han(韩爽)⁴
 Hongjian He(何红建)^{11,10} Xianke He(何显柯)¹⁰ Xiaogang He(何小刚)^{11,10,20} Jifeng Hu(胡继峰)¹⁰
 Shih-Chieh Hsu(徐士杰)³² Shan Jin(金山)⁸ Maoqiang Jing(荆茂强)^{4,7} Susmita Jyotishmati³³ Ryuta Kiuchi⁴
 Chia-Ming Kuo(郭家铭)²¹ Peizhu Lai(赖培筑)²¹ Boyang Li(李博扬)⁵ Congqiao Li(李聪乔)³ Gang Li(李刚)^{4,34;3)}
 Haifeng Li(李海峰)¹² Liang Li(李亮)¹⁰ Shu Li(李数)^{11,10} Tong Li(李通)¹² Qiang Li(李强)³ Hao Liang(梁浩)^{4,6}
 Zhijun Liang(梁志均)⁴ Libo Liao(廖立波)⁴ Bo Liu(刘波)^{4,23} Jianbei Liu(刘建北)¹ Tao Liu(刘涛)¹⁴
 Zhen Liu(刘真)^{26,30;4)} Xinchou Lou(娄辛丑)^{4,6,33,34} Lianliang Ma(马连良)¹² Bruce Mellado^{17,18} Xin Mo(莫欣)⁴
 Mila Pandurovic¹⁶ Jianming Qian(钱剑明)^{24;5)} Zhuoni Qian(钱卓妮)¹⁹ Nikolaos Rompotis²²
 Manqi Ruan(阮曼奇)^{4;6)} Alex Schuy³² Lianyou Shan(单连友)⁴ Jingyuan Shi(史静远)⁹ Xin Shi(史欣)⁴
 Shufang Su(苏淑芳)²⁵ Dayong Wang(王大勇)³ Jin Wang(王锦)⁴ Liantao Wang(王连涛)^{27;7)}
 Yifang Wang(王贻芳)^{4,6} Yuqian Wei(魏戩骞)⁴ Yue Xu(许悦)⁵ Haijun Yang(杨海军)^{10,11} Ying Yang(杨迎)⁴
 Weiming Yao(姚为民)²⁸ Dan Yu(于丹)⁴ Kaili Zhang(张凯栗)^{4,6;8)} Zhaoru Zhang(张照茹)⁴
 Mingrui Zhao(赵明锐)² Xianghu Zhao(赵祥虎)⁴ Ning Zhou(周宁)¹⁰

¹Department of Modern Physics, University of Science and Technology of China, Anhui 230026, China

²China Institute of Atomic Energy, Beijing 102413, China

³School of Physics, Peking University, Beijing 100871, China

⁴Institute of High Energy Physics, Beijing 100049, China

⁵Department of Engineering Physics, Physics Department, Tsinghua University, Beijing 100084, China

⁶University of Chinese Academy of Science (UCAS), Beijing 100049, China

⁷School of Nuclear Science and Technology, University of South China, Hengyang 421001, China

⁸Department of Physics, Nanjing University, Nanjing 210093, China

⁹Department of Physics, Southeast University, Nanjing 210096, China

¹⁰School of Physics and Astronomy, Shanghai Jiao Tong University, KLPPAC-MoE, SKLPPC, Shanghai 200240, China

¹¹Tsung-Dao Lee Institute, Shanghai 200240, China

¹²Institute of Frontier and Interdisciplinary Science and Key Laboratory of Particle Physics and Particle Irradiation (MOE), Shandong University, Qingdao 266237, China

¹³PRISMA Cluster of Excellence & Mainz Institute of Theoretical Physics, Johannes Gutenberg-Universität Mainz, Mainz 55128, Germany

¹⁴Department of Physics, Hong Kong University of Science and Technology, Hong Kong

¹⁵Kavli IPMU (WPI), UTIAS, The University of Tokyo, Kashiwa, Chiba 277-8583, Japan

¹⁶Vinca Institute of Nuclear Sciences, University of Belgrade, Belgrade 11000, Serbia

¹⁷School of Physics and Institute for Collider Particle Physics, University of the Witwatersrand, Johannesburg 2050, South Africa

Received 9 November 2018, Revised 21 January 2019, Published online 4 March 2019

* Supported by the National Key Program for S&T Research and Development (2016YFA0400400); CAS Center for Excellence in Particle Physics; Yifang Wang's Science Studio of the Ten Thousand Talents Project; the CAS/SAFEA International Partnership Program for Creative Research Teams (H751S018S5); IHEP Innovation Grant (Y4545170Y2); Key Research Program of Frontier Sciences, CAS (XQYZDY-SSW-SLH002); Chinese Academy of Science Special Grant for Large Scientific Project (113111KY5B20170005); the National Natural Science Foundation of China (11675202); the Hundred Talent Programs of Chinese Academy of Science (Y3515540U1); the National 1000 Talents Program of China; Fermi Research Alliance, LLC (DE-AC02-07CH11359); the NSF(PHY1620074); by the Maryland Center for Fundamental Physics (MCFP); Tsinghua University Initiative Scientific Research Program; and the Beijing Municipal Science and Technology Commission project(Z181100004218003)

1) E-mail: fangyq@ihep.ac.cn

2) E-mail: jiagu@uni-mainz.de

3) E-mail: li.gang@mail.ihep.ac.cn

4) E-mail: zliuphys@umd.edu

5) E-mail: qianj@umich.edu

6) E-mail: manqi.ruan@ihep.ac.cn

7) E-mail: liantaow@uchicago.edu

8) E-mail: zhangkl@ihep.ac.cn



Content from this work may be used under the terms of the Creative Commons Attribution 3.0 licence. Any further distribution of this work must maintain attribution to the author(s) and the title of the work, journal citation and DOI. Article funded by SCOAP³ and published under licence by Chinese Physical Society and the Institute of High Energy Physics of the Chinese Academy of Sciences and the Institute of Modern Physics of the Chinese Academy of Sciences and IOP Publishing Ltd

¹⁸iThemba LABS, National Research Foundation, PO Box 722, Somerset West 7129, South Africa¹⁹Center for Theoretical Physics of the Universe, Institute of Basic Science, Daejeon 34126, South Korea²⁰Department of Physics, National Taiwan University, Taipei 10617²¹Department of Physics and Center for High Energy and High Field Physics, National Central University, Taoyuan City 32001²²Department of Physics, University of Liverpool, Liverpool L69 7ZX, United Kingdom²³Department of Physics and Astronomy, Iowa State University, Ames 50011-3160, USA²⁴Department of Physics, University of Michigan, Ann Arbor, Michigan 48109, USA²⁵Department of Physics, University of Arizona, Arizona 85721, USA²⁶Theoretical Physics Department, Fermi National Accelerator Laboratory, Batavia 60510, USA²⁷Department of Physics, University of Chicago, Chicago 60637, USA²⁸Lawrence Berkeley National Laboratory, Berkeley, California 94720, USA²⁹Department of Physics, University of California, Berkeley, California 94720, USA³⁰Maryland Center for Fundamental Physics, Department of Physics, University of Maryland, College Park, Maryland 20742, USA³¹Department of Physics & Astronomy, University of Pittsburgh, Pittsburgh 15260, USA³²Department of Physics, University of Washington, Seattle 98195-1560, USA³³Department of Physics, University of Texas at Dallas, Texas 75080-3021, USA³⁴Physical Science Laboratory, Huairou National Comprehensive Science Center, Beijing, 101400, China

Abstract: The discovery of the Higgs boson with its mass around 125 GeV by the ATLAS and CMS Collaborations marked the beginning of a new era in high energy physics. The Higgs boson will be the subject of extensive studies of the ongoing LHC program. At the same time, lepton collider based Higgs factories have been proposed as a possible next step beyond the LHC, with its main goal to precisely measure the properties of the Higgs boson and probe potential new physics associated with the Higgs boson. The Circular Electron Positron Collider (CEPC) is one of such proposed Higgs factories. The CEPC is an e^+e^- circular collider proposed by and to be hosted in China. Located in a tunnel of approximately 100 km in circumference, it will operate at a center-of-mass energy of 240 GeV as the Higgs factory. In this paper, we present the first estimates on the precision of the Higgs boson property measurements achievable at the CEPC and discuss implications of these measurements.

Keywords: CEPC, Higgs boson, Higgs boson properties, Higgs boson couplings, Higgs factory, effective field theory, EFT

PACS: 13.66.Fg **DOI:** 10.1088/1674-1137/43/4/043002

1 Introduction

The historic discovery of a Higgs boson in 2012 by the ATLAS and CMS collaborations [1,2] at the Large Hadron Collider (LHC) has opened a new era in particle physics. Subsequent measurements of the properties of the new particle have indicated compatibility with the Standard Model (SM) Higgs boson [3-9]. While the SM has been remarkably successful in describing experimental phenomena, it is important to recognize that it is not a complete theory. In particular, it does not predict the parameters in the Higgs potential, such as the Higgs boson mass. The vast difference between the Planck scale and the weak scale remains a major mystery. There is not a complete understanding of the nature of electroweak phase transition. The discovery of a spin zero Higgs boson, the first elementary particle of its kind, only sharpens these questions. It is clear that any attempt of addressing these questions will involve new physics beyond the SM (BSM). Therefore, the Higgs boson discovery marks the beginning of a new era of theoretical and experimental explorations.

A physics program of the precision measurements of the Higgs boson properties will be a critical component of any road map for high energy physics in the coming decades. Potential new physics beyond the SM could lead to observable deviations in the Higgs boson couplings from the SM expectations. Typically, such deviations can be parametrized as

$$\delta = c \frac{v^2}{M_{\text{NP}}^2}, \quad (1)$$

where v and M_{NP} are the vacuum expectation value of the Higgs field and the typical mass scale of new physics, respectively. The size of the proportionality constant c depends on the model, but it should not be much larger than $O(1)$. The high-luminosity LHC (HL-LHC) will measure the Higgs boson couplings to about 5% [10,11]. At the same time, the LHC will directly search for new physics from a few hundreds of GeV to at least one TeV. Eq. (1) implies that probing new physics significantly beyond the LHC reach would require the measurements of the Higgs boson couplings at least at percent level accuracy. To achieve such precision will need new facilities, a lepton collider operating as a Higgs factory is a natural next step.

The Circular Electron-Positron Collider (CEPC) [12], proposed by the Chinese particle physics community, is one of such possible facilities. The CEPC will be placed in a tunnel with a circumference of approximately 100 km and will operate at a center-of-mass energy of $\sqrt{s} \sim 240$ GeV, near the maximum of the Higgs boson production cross section through the $e^+e^- \rightarrow ZH$ process. At the CEPC, in contrast to the LHC, Higgs boson candidates can be identified through a technique known as the recoil mass method without tagging its decays. Therefore, the Higgs boson production can be disentangled from its decay in a model independent way. Moreover, the cleaner environment at a lepton collider allows much better exclusive measurements of Higgs boson decay channels. All of these give the CEPC an impressive reach in probing Higgs boson properties. With the expected integrated luminosity of 5.6 ab^{-1} , over one million Higgs bosons will be produced. With this sample, the CEPC will be able to measure the Higgs boson coupling to the Z boson with an accuracy of 0.25%, more than a factor of 10 better than the HL-LHC [10,11]. Such a precise measurement gives the CEPC unprecedented reach into interesting new physics scenarios which are difficult to probe at the LHC. The CEPC also has strong capability in detecting Higgs boson invisible decay. It is sensitive to the invisible decay branching ratio down to 0.3%. In addition, it is expected to have good sensitivities to exotic decay channels which are swamped by backgrounds at the LHC. It is also important to stress that an e^+e^- Higgs factory can perform model independent measurement of the Higgs boson width. This unique feature in turn allows for the model independent determination of the Higgs boson couplings.

This paper documents the first studies of a precision Higgs boson physics program at the CEPC. It is organized as follows: Section 2 briefly summarizes the collider and detector performance parameters assumed for the studies. Section 3 gives an overview of relevant e^+e^- collision processes and Monte Carlo simulations. Sections 4 and 5 describe inclusive and exclusive Higgs boson measurements. Section 6 discusses the combined analysis to extract Higgs boson production and decay properties. Section 7 interprets the results in the coupling and effective theory frameworks. Section 8 estimates the reaches in the test of Higgs boson spin/ CP properties and in constraining the exotic decays of the Higgs boson based on previously published phenomenological studies. Finally the implications of all these measurements are discussed in Section 9.

2 CEPC detector concept

2.1 The CEPC operating scenarios

The CEPC is designed to operate as a Higgs factory at

$\sqrt{s} = 240$ GeV and as a Z factory at $\sqrt{s} = 91.2$ GeV. It will also perform WW threshold scans around $\sqrt{s} = 160$ GeV. Table 1 shows potential CEPC operating scenarios and the expected numbers of H , W and Z bosons produced in these scenarios.

Table 1. CEPC operating scenarios and the numbers of Higgs, W and Z bosons produced. The integrated luminosity and the event yields assume two interaction points. The ranges of luminosities and the Z yield of the Z factory operation correspond to detector solenoid field of 3 and 2 Tesla.

| operation mode | Z factory | WW threshold | Higgs factory |
|--|-----------------------|----------------|---------------|
| \sqrt{s}/GeV | 91.2 | 160 | 240 |
| run time/y | 2 | 1 | 7 |
| instantaneous luminosity/ $(10^{34} \text{ cm}^{-2} \text{ s}^{-1})$ | 16–32 | 10 | 3 |
| integrated luminosity/ (ab^{-1}) | 8–16 | 2.6 | 5.6 |
| Higgs boson yield | – | – | 10^6 |
| W boson yield | – | 10^7 | 10^8 |
| Z boson yield | 10^{11} – 10^{12} | 10^8 | 10^8 |

The CEPC operation as a Higgs factory will run for 7 years and produce a total of 1 million Higgs bosons with two interaction points. Meanwhile, approximately 100 million W bosons and 1 billion Z bosons will also be produced in this operation. These large samples of W and Z bosons will allow for in-situ detector characterization as well as for the precise measurements of electroweak parameters.

Running at the WW threshold around $\sqrt{s} = 160$ GeV, 10^7 W bosons will be produced in one year. Similarly running at the Z pole around $\sqrt{s} = 91.2$ GeV (the Z factory), CEPC will produce 10^{11} – 10^{12} Z bosons. These large samples will enable high precision measurements of the electroweak observables such as A_{FB}^b , R_b , the Z boson line-shape parameters, the mass and width of the W boson. An order of magnitude or more improvement in the precision of these observables are foreseen.

2.2 Conceptual detector design

The primary physics objective of the CEPC is the precise determination of the Higgs boson properties. Therefore CEPC detectors must be able to reconstruct and identify all key physics objects that the Higgs bosons are produced with or decay into with high efficiency, purity and accuracy. These objects include charged leptons, photons, jets, missing energy and missing momentum. Moreover, the flavor tagging of jets, such as those from b , c and light quarks or gluons, are crucial for identifying the hadronic decays of the Higgs bosons. The detector requirements for the electroweak and flavor physics are similar. One notable additional requirement is the identification of charged particles such as π^\pm and K^\pm for the flavor physics program.

Using the International Large Detector (ILD) [13,14] as a reference, a particle flow oriented conceptual detector design, CEPC-v1 (see Fig. 1), has been developed for the CEPC. A detailed description of the CEPC-v1 detector can be found in Ref. [15]. Originally developed for the LEP experiments [16,17], particle flow is a proven concept for event reconstruction [18-21], based on the principle of reconstructing all visible final-state particles in the most sensitive detector subsystem. Specifically, a particle-flow algorithm reconstructs charged particles in the tracking system, measures photons in the electromagnetic calorimeter and neutral hadrons in both electromagnetic and hadronic calorimeters. Physics objects are then identified or reconstructed from this list of final state particles. Particle flow reconstruction provides a coherent interpretation of an entire physics event and, therefore, is particularly well suited for the identification of composite physics objects such as the τ leptons and jets.

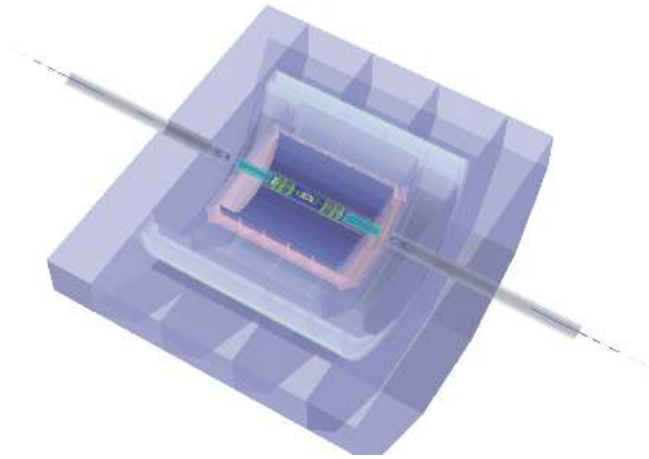


Fig. 1. (color online) Conceptual CEPC detector, CEPC-v1, implemented in MOKKA [22] and GEANT 4 [23]. It is comprised of a silicon vertexing and tracking system of both pixel and strips geometry, a Time-Projection-Chamber tracker, a high granularity calorimeter system, a solenoid of 3.5 Tesla magnetic field, and a muon detector embedded in a magnetic field return yoke.

The particle-flow algorithm requires good spatial separations of calorimeter showers induced by different final state particles for their reconstruction. It is imperative to minimize the amount of material before the calorimeter to reduce the uncertainty induced by the nuclear interactions and Bremsstrahlung radiations. Therefore, a high granularity calorimeter system and low material tracking system are implemented in the CEPC-v1 detector concept. The tracking system consists of silicon vertexing and tracking detectors as well as a Time Projection Chamber (TPC). The calorimetry system is based on the

sampling technology with absorber/active-medium combination of Tungsten-Silicon for the electromagnetic calorimeter (ECAL) and Iron-Resistive Plate Chamber (RPC) for the hadronic calorimeter (HCAL). The calorimeters are segmented at about 1 channel/cm³, three orders of magnitude finer than those of the LHC detectors. Both the tracking and the calorimeter system are housed inside a solenoid of 3.5 Tesla magnetic field. The CEPC-v1 detector has a sophisticated machine-detector interface with an 1.5-meter L¹⁾ (the distance between the interaction point and the final focusing quadrupole magnet) to accommodate the high design luminosity. Table 2 shows the geometric parameters and the benchmark detector subsystem performance of the CEPC-v1 detector. A schematic of the detector is shown in Fig. 2.

Table 2. Basic parameters and performance of the CEPC-v1 detector.

The radiation length (X_0) and the nuclear interaction length (λ) are measured at the normal incidence. The cell sizes are for transverse readout sensors and the layer numbers are for longitudinal active readouts. The θ is the track polar angle.

| tracking system | |
|-----------------------------|---|
| vertex detector | 6 pixel layers |
| Silicon tracker | 3 barrel layers, 6 forward disks on each side |
| time projection chamber | 220 radial readouts |
| calorimetry | |
| ECAL | W/Si, 24 X_0 , 5×5 mm ² cell with 30 layers |
| HCAL | Fe/RPC, 6 λ , 10×10 mm ² cell with 40 layers |
| performance | |
| track momentum resolution | $\Delta(1/p_T) \sim 2 \times 10^{-5} (1/\text{GeV})$ |
| impact parameter resolution | $5 \mu\text{m} \oplus 10 \mu\text{m} / [(p/\text{GeV}) (\sin\theta)^{3/2}]$ |
| ECAL energy resolution | $\Delta E/E \sim 16\% / \sqrt{E/\text{GeV}} \oplus 1\%$ |
| HCAL energy resolution | $\Delta E/E \sim 60\% / \sqrt{E/\text{GeV}} \oplus 1\%$ |




Fig. 2. (color online) The layout of one quarter of the CEPC-v1 detector concept.

1) Unless otherwise noted, leptons refer to electrons and muons or their antiparticles thereafter, i.e. $\ell = e, \mu$.

2.3 Object reconstruction and identification

A dedicated particle flow reconstruction toolkit, ARBOR [19], has been developed for the CEPC-v1 detector. Inspired by the tree structure of particle showers, ARBOR attempts to reconstruct every visible final state particle. Figure 3 illustrates a simulated $e^+e^- \rightarrow ZH \rightarrow q\bar{q}b\bar{b}$ event as reconstructed by the ARBOR algorithm. The algorithm's performance for leptons, photons and jets are briefly summarized here. More details can be found in Refs. [24,25].

DRUID, RunNum = 0, EventNum = 5401

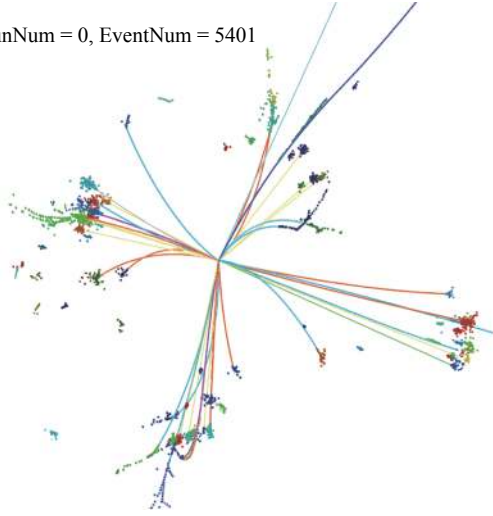


Fig. 3. (color online) A simulated $e^+e^- \rightarrow ZH \rightarrow q\bar{q}b\bar{b}$ event reconstructed with the ARBOR algorithm. Different types of reconstructed final state particles are represented in different colors.

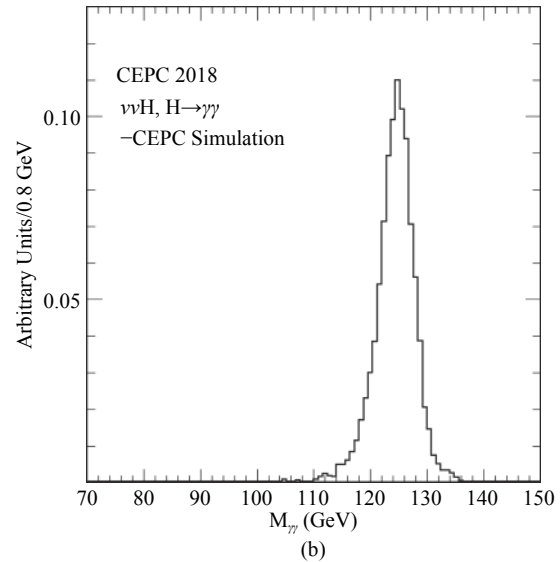
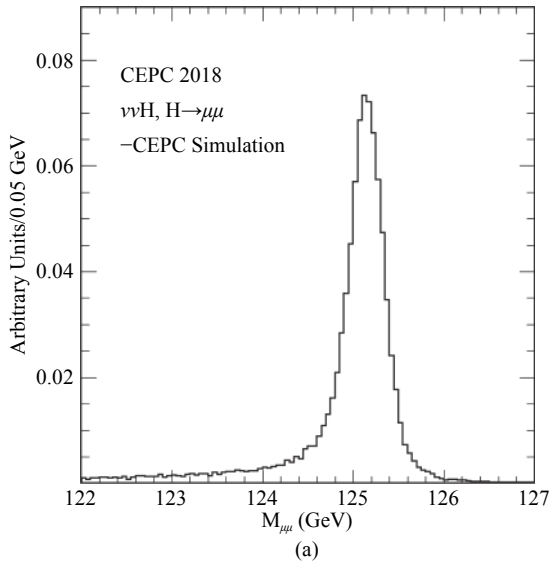


Fig. 4. Simulated invariant mass distributions of (a) muon pairs from $H \rightarrow \mu^+\mu^-$ and (b) photon pairs from $H \rightarrow \gamma\gamma$, both from the $e^+e^- \rightarrow ZH$ process with the $Z \rightarrow \nu\bar{\nu}$ decay. The $M_{\mu^+\mu^-}$ distribution is fit with a Gaussian core plus a small low-mass tail from the Bremsstrahlung radiation. The Gaussian has a width of 0.2 GeV, corresponding to a relative mass resolution of 0.16%. The $M_{\gamma\gamma}$ distribution is described well by a Crystal Ball function with a width of 3.1 GeV, corresponding to a relative mass resolution of 2.5%.

2.3.1 Leptons and Photons

Leptons (ℓ) are fundamental for the measurements of the Higgs boson properties at the CEPC. About 7% of the Higgs bosons are produced in association with a pair of leptons through the $e^+e^- \rightarrow ZH \rightarrow \ell^+\ell^-H$ process. These events allow for the identifications of Higgs bosons using the recoil mass information and therefore enable the measurement of the ZH production cross section and the Higgs boson mass. Moreover, a significant fraction of Higgs bosons decay into final states with leptons indirectly through the leptonic decays of the W or Z bosons as well as the τ leptons. These leptons serve as signatures for identifying different Higgs boson decay modes.

A lepton identification algorithm, LICH [26], has been developed and integrated into ARBOR. Efficiencies close to 99.9% for identifying electrons and muons with energies above 2 GeV have been achieved while the misidentification probabilities from hadrons are limited to be less than 1%. The CEPC-v1 tracking system provides an excellent momentum resolution that is about ten times better than those of the LEP and LHC detectors. The good resolution is illustrated in the narrow invariant mass distribution of the muon pairs from the $H \rightarrow \mu^+\mu^-$ decays as shown in Fig. 4(a).

Photons are essential for the studies of $H \rightarrow \gamma\gamma$ and $H \rightarrow Z\gamma$ decays. They are also important for the reconstruction and measurements of τ leptons and jets. The $H \rightarrow \gamma\gamma$ decay is an ideal process to characterize the photon performance of the CEPC-v1. Figure 4(b) shows the invariant mass distribution of the photon pairs from the $H \rightarrow \gamma\gamma$ decays.

2.3.2 Jets

Approximately 70% of Higgs bosons decay directly into jets ($b\bar{b}, c\bar{c}, gg$) and an additional 22% decay indirectly into final states with jets through the $H \rightarrow WW^*, ZZ^*$ cascades. Therefore, efficient jet reconstruction and precise measurements of their momenta are pre-requisite for a precision Higgs physics program. In ARBOR, jets are reconstructed using the Durham algorithm [27]. As a demonstration of the CEPC-v1 jet performance, Fig. 5 shows the reconstructed dijet invariant mass distributions of the $W \rightarrow q\bar{q}$, $Z \rightarrow q\bar{q}$ and $H \rightarrow b\bar{b}/c\bar{c}/gg$ decays from the $ZZ \rightarrow \nu\bar{\nu}q\bar{q}$, $WW \rightarrow \ell\nu q\bar{q}$ and $ZH \rightarrow \nu\bar{\nu}(b\bar{b}/c\bar{c}/gg)$ processes, respectively. Compared with $W \rightarrow q\bar{q}$, the $Z \rightarrow q\bar{q}$ and $H \rightarrow b\bar{b}/c\bar{c}/gg$ distributions have long low-mass tails, resulting from the heavy-flavor jets in these decays. The jet energy resolution is expected to be between 3–5% for the jet energy range relevant at the CEPC. This resolution is approximately 2–4 times better than those of the LHC experiments [28,29]. The dijet mass resolution for the W and Z bosons is approximately 4.4%, which allows for an average separation of 2σ or better of the hadronically decaying W and Z bosons.

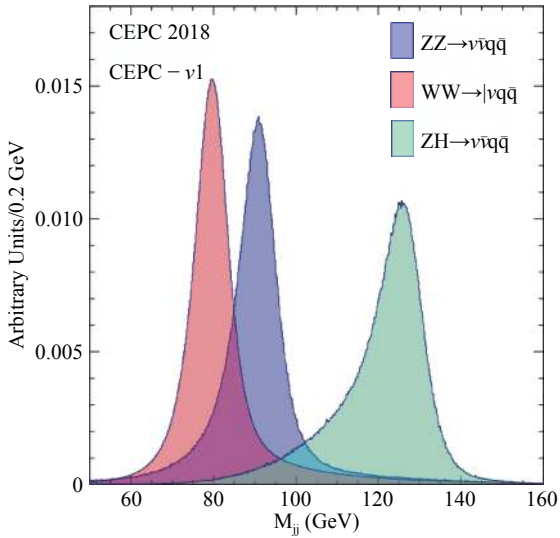


Fig. 5. (color online) Distributions of the reconstructed dijet invariant mass for the $W \rightarrow q\bar{q}$, $Z \rightarrow q\bar{q}$ and $H \rightarrow b\bar{b}/c\bar{c}/gg$ decays from, respectively, the $WW \rightarrow \ell\nu q\bar{q}$, $ZZ \rightarrow \nu\bar{\nu}q\bar{q}$ and $ZH \rightarrow \nu\bar{\nu}(b\bar{b}/c\bar{c}/gg)$ processes. All distributions are normalized to unit area.

Jets originating from heavy flavors (b - or c -quarks) are tagged using the LCFIPlus algorithm [30]. The algorithm combines information from the secondary vertex, jet mass, number of leptons etc to construct b -jet and c -jet discriminating variables. The tagging performance characterized using the $Z \rightarrow q\bar{q}$ decays from the Z factory op-

eration is shown in Fig. 6. For an inclusive $Z \rightarrow q\bar{q}$ sample, b -jets can be tagged with an efficiency of 80% and a purity of 90% while the corresponding efficiency and purity for tagging c -jets are 60% and 60%, respectively.

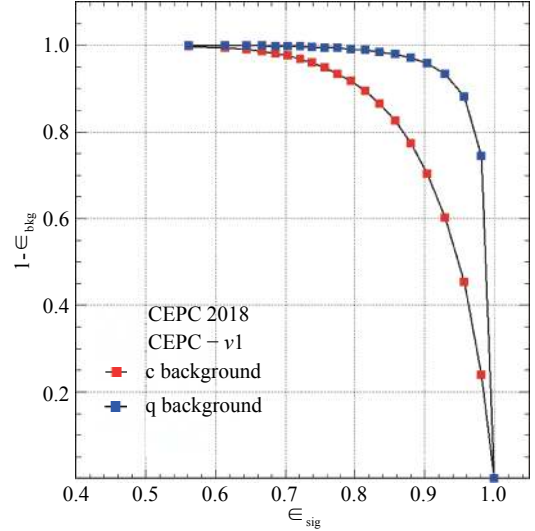


Fig. 6. (color online) Efficiency for tagging b -jets vs rejection for light-jet background (blue) and c -jet background (red), determined from an inclusive $Z \rightarrow q\bar{q}$ sample from the Z factory operation.

2.4 Ongoing optimization

The CEPC-v1 detector design is used as the reference detector for the studies summarized in this paper. A series of optimizations have been performed meanwhile, aiming to reduce power consumption and construction cost and to improve the machine-detector interface while minimizing the impact on Higgs boson physics. An updated detector concept, CEPC-v4, has thus been developed. The CEPC-v4 has a smaller solenoidal field of 3 Tesla¹⁾ and a reduced calorimeter dimensions along with fewer readout channels. In particular, the ECAL readout sensor size is changed from $5 \times 5 \text{ mm}^2$ to $10 \times 10 \text{ mm}^2$. A new Time-of-Flight measurement capability is added to improve the flavor physics potential.

The weaker magnetic field degrades momentum resolution for charged particles by 14%, which translates directly into a degraded muon momentum resolution. The impact on other physics objects such as electrons, photons and jets are estimated to be small as the track momentum resolution is not a dominant factor for their performance. In parallel with the detector optimization, the accelerator design has chosen 240 GeV as the nominal center-of-mass energy for the Higgs factory. However, the simulation of CEPC-v1 assumes $\sqrt{s} = 250 \text{ GeV}$. The

1) For the Z factory operation, the magnetic field may be reduced further to 2 Tesla to reduce the beam-field coupling and therefore achieve higher instantaneous luminosity.

estimated precision of Higgs boson property measurements for CEPC-v1 operating at 250 GeV are therefore extrapolated to obtain those for CEPC-v4 at $\sqrt{s} = 240$ GeV, as discussed Section 6.2.

3 Theory and Monte Carlo samples

3.1 Higgs boson production and decay

Production processes for a 125 GeV SM Higgs boson at the CEPC operating at $\sqrt{s} \sim 240\text{--}250$ GeV are $e^+e^- \rightarrow ZH$ (ZH associate production or Higgsstrahlung), $e^+e^- \rightarrow \nu_e\bar{\nu}_eH$ (W fusion) and $e^+e^- \rightarrow e^+e^-H$ (Z fusion) as illustrated in Fig. 7. In the following, the W and Z fusion

processes are collectively referred to as vector-boson fusion (VBF) production.

The SM Higgs boson production cross sections as functions of center-of-mass energy are shown in Fig. 8, assuming that the mass of the Higgs boson is 125 GeV. Similarly, the Higgs boson decay branching ratios and total width are shown in Table 3. As an s -channel process, the cross section of the $e^+e^- \rightarrow ZH$ process reaches its maximum at $\sqrt{s} \sim 250$ GeV, and then decreases asymptotically as $1/s$. The VBF process proceeds through t -channel exchange of vector bosons and its cross section increases logarithmically as $\ln^2(s/M_V^2)$. Because of the small neutral-current Zee coupling, the VBF cross section is dominated by the W fusion process.

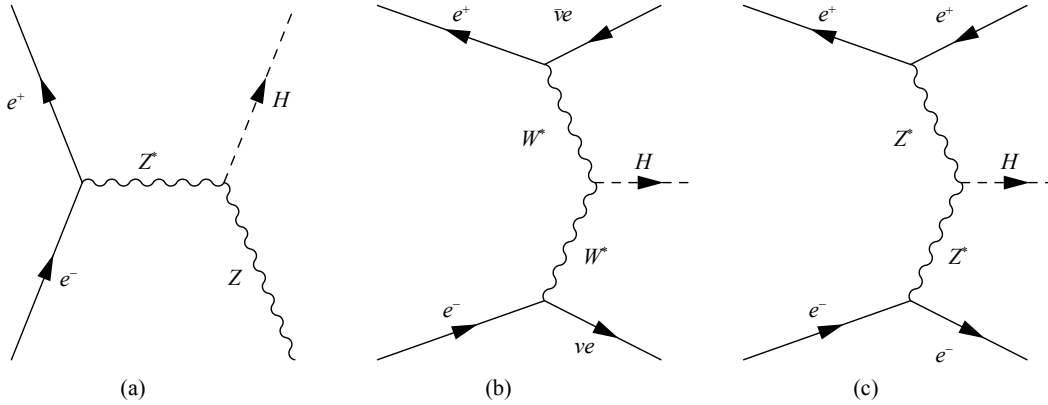


Fig. 7. Feynman diagrams of the Higgs boson production processes at the CEPC: (a) $e^+e^- \rightarrow ZH$, (b) $e^+e^- \rightarrow \nu_e\bar{\nu}_eH$ and (c) $e^+e^- \rightarrow e^+e^-H$.

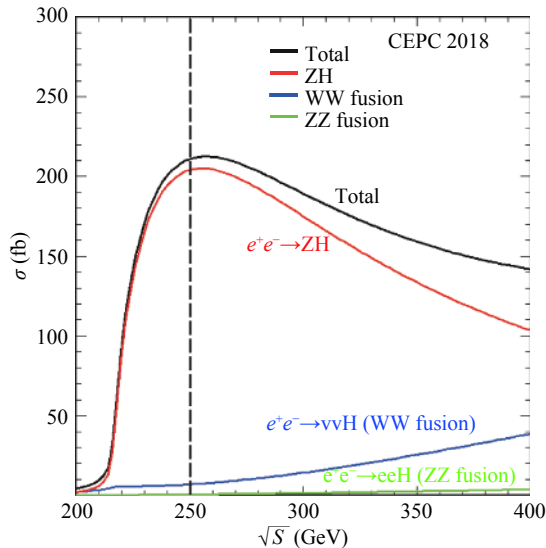


Fig. 8. (color online) Production cross sections of $e^+e^- \rightarrow ZH$ and $e^+e^- \rightarrow (e^+e^-/\nu\bar{\nu})H$ as functions of \sqrt{s} for a 125 GeV SM Higgs boson. The vertical indicates $\sqrt{s} = 250$ GeV, the energy assumed for most of the studies summarized in this paper.

Table 3. Standard model predictions of the decay branching ratios and total width of a 125 GeV Higgs boson [31–33]. The quoted uncertainties include contributions from both theoretical and parametric sources.

| decay mode | branching ratio | relative uncertainty |
|------------------------------|-----------------------|----------------------|
| $H \rightarrow b\bar{b}$ | 57.7% | +3.2%, -3.3% |
| $H \rightarrow c\bar{c}$ | 2.91% | +12%, -12% |
| $H \rightarrow \tau^+\tau^-$ | 6.32% | +5.7%, -5.7% |
| $H \rightarrow \mu^+\mu^-$ | 2.19×10^{-4} | +6.0%, -5.9% |
| $H \rightarrow WW^*$ | 21.5% | +4.3%, -4.2% |
| $H \rightarrow ZZ^*$ | 2.64% | +4.3%, -4.2% |
| $H \rightarrow \gamma\gamma$ | 2.28×10^{-3} | +5.0%, -4.9% |
| $H \rightarrow Z\gamma$ | 1.53×10^{-3} | +9.0%, -8.8% |
| $H \rightarrow gg$ | 8.57% | +10%, -10% |
| Γ_H | 4.07 MeV | +4.0%, -4.0% |

Numerical values of these cross sections at $\sqrt{s} = 250$ GeV are listed in Table 4. Because of the interference effects between $e^+e^- \rightarrow ZH$ and $e^+e^- \rightarrow \nu_e\bar{\nu}_eH$ for the $Z \rightarrow \nu_e\bar{\nu}_e$ decay and between $e^+e^- \rightarrow ZH$ and $e^+e^- \rightarrow e^+e^-H$ for the

Table 4. Cross sections of the Higgs boson production and other SM processes at $\sqrt{s} = 250$ GeV and numbers of events expected in 5.6 ab^{-1} . Note that there are interferences between the same final states from different processes after the W or Z boson decays, see text. With the exception of the Bhabha process, the cross sections are calculated using the Whizard program [34]. The Bhabha cross section is calculated using the BABAYAGA event generator [35] requiring final-state particles to have $|\cos\theta| < 0.99$. Photons, if any, are required to have $E_\gamma > 0.1$ GeV and $|\cos\theta_{e^\pm\gamma}| < 0.99$.

| process | cross section | events in 5.6 ab^{-1} |
|--|---------------|---------------------------------|
| Higgs boson production, cross section in fb | | |
| $e^+e^- \rightarrow ZH$ | 204.7 | 1.15×10^6 |
| $e^+e^- \rightarrow \nu_e\bar{\nu}_e H$ | 6.85 | 3.84×10^4 |
| $e^+e^- \rightarrow e^+e^- H$ | 0.63 | 3.53×10^3 |
| total | 212.1 | 1.19×10^6 |
| background processes, cross section in pb | | |
| $e^+e^- \rightarrow e^+e^- (\gamma)$ (Bhabha) | 850 | 4.5×10^9 |
| $e^+e^- \rightarrow q\bar{q}(\gamma)$ | 50.2 | 2.8×10^8 |
| $e^+e^- \rightarrow \mu^+\mu^-(\gamma)[\text{or } \tau^+\tau^-(\gamma)]$ | 4.40 | 2.5×10^7 |
| $e^+e^- \rightarrow WW$ | 15.4 | 8.6×10^7 |
| $e^+e^- \rightarrow ZZ$ | 1.03 | 5.8×10^6 |
| $e^+e^- \rightarrow e^+e^- Z$ | 4.73 | 2.7×10^7 |
| $e^+e^- \rightarrow e^+\nu W^-/e^-\bar{\nu}W^+$ | 5.14 | 2.9×10^7 |

$Z \rightarrow e^+e^-$ decay, the cross sections of these processes cannot be separated. The breakdowns in Fig. 8 and Table 4 are for illustration only. The $e^+e^- \rightarrow ZH$ cross section shown is from Fig. 7(a) only whereas the $e^+e^- \rightarrow \nu_e\bar{\nu}_e H$ and $e^+e^- \rightarrow e^+e^- H$ cross sections include contributions from their interferences with the $e^+e^- \rightarrow ZH$ process.

The CEPC as a Higgs boson factory is designed to deliver a combined integrated luminosity of 5.6 ab^{-1} to two detectors in 7 years. Over 10^6 Higgs boson events will be produced during this period. The large statistics, well-defined event kinematics and clean collision environment will enable the CEPC to measure the Higgs boson production cross sections as well as its properties (mass, decay width and branching ratios, etc.) with precision far beyond those achievable at the LHC. In contrast to hadron collisions, e^+e^- collisions are unaffected by underlying events and pile-up effects. Theoretical calculations are less dependent on higher order QCD radiative corrections. Therefore, more precise tests of theoretical predictions can be performed at the CEPC. The tagging of $e^+e^- \rightarrow ZH$ events using the recoil mass method (see Section 4), independent of the Higgs boson decay, is unique to lepton colliders. It provides a powerful tool to perform model-independent measurements of the inclusive $e^+e^- \rightarrow ZH$ production cross section, $\sigma(ZH)$, and of the Higgs boson decay branching ratios. Combinations of

these measurements will allow for the determination of the total Higgs boson decay width and the extraction of the Higgs boson couplings to fermions and vector bosons. These measurements will provide sensitive probes to potential new physics beyond the SM.

3.2 Background processes

Apart from the Higgs boson production, other SM processes include $e^+e^- \rightarrow e^+e^-$ (Bhabha scattering), $e^+e^- \rightarrow Z\gamma$ (initial-state radiation return), $e^+e^- \rightarrow WW/ZZ$ (diboson) as well as the single boson production of $e^+e^- \rightarrow e^+e^- Z$ and $e^+e^- \rightarrow e^+\nu W^-/e^-\bar{\nu}W^+$. Their cross sections and expected numbers of events for an integrated luminosity of 5.6 ab^{-1} at $\sqrt{s} = 250$ GeV are shown in Table 4 as well. The energy dependence of the cross sections for these and the Higgs boson production processes are shown in Fig. 9. Note that many of these processes can lead to identical final states and thus can interfere. For example, $e^+e^- \rightarrow e^+\nu_e W^- \rightarrow e^+\nu_e e^-\bar{\nu}_e$ and $e^+e^- \rightarrow e^+e^- Z \rightarrow e^+e^-\nu_e\bar{\nu}_e$ have the same final state after the decays of the W or Z bosons. Unless otherwise noted, these processes are simulated together to take into account interference effects for the studies presented in this paper. The breakdowns shown in the table and figure assume stable W and Z bosons, and thus are, therefore, for illustration only.

Along with 1.2×10^6 Higgs boson events, 5.8×10^6 ZZ,

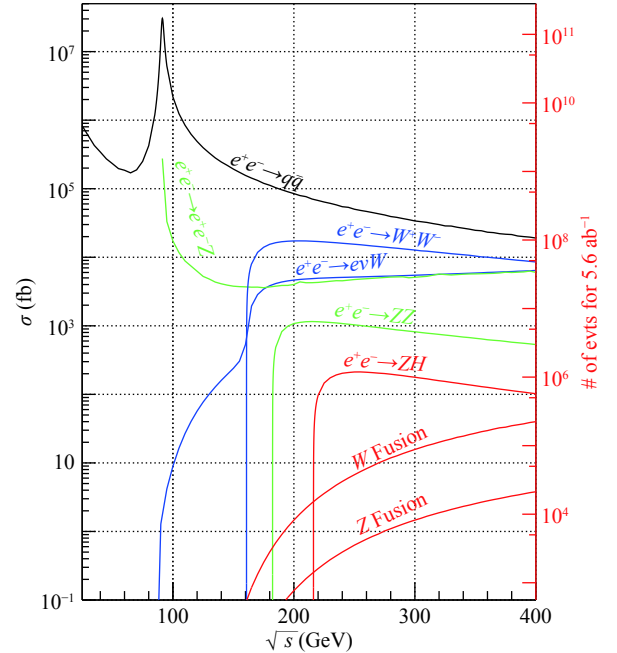


Fig. 9. (color online) Cross sections of main SM processes of e^+e^- collisions as functions of center-of-mass energy \sqrt{s} obtained from the Whizard program [34]. The calculations include initial-state radiation (ISR). The W and Z fusion processes refer to $e^+e^- \rightarrow \nu\bar{\nu}H$ and $e^+e^- \rightarrow e^+e^- H$ production, respectively. Their numerical values at $\sqrt{s} = 250$ GeV can be found in Table 4.

8.6×10^7 WW and 2.8×10^8 $q\bar{q}(\gamma)$ events will be produced. Though these events are backgrounds to Higgs boson events, they are important for the calibration and characterization of the detector performance and for the measurements of electroweak parameters.

3.3 Event generation and simulation

The following software tools have been used to generate events, simulate detector responses and reconstruct simulated events. A full set of SM samples, including both the Higgs boson signal and SM background events, are generated with WHIZARD [34]. The generated events are then processed with MokkaC [22], the official CEPC simulation software based on the framework used for ILC studies [36]. Limited by computing resources, background samples are often pre-selected with loose generator-level requirements or processed with fast simulation tools.

All Higgs boson signal samples and part of the leading background samples are processed with Geant4 [23] based full detector simulation and reconstruction. The rest of backgrounds are simulated with a dedicated fast simulation tool, where the detector acceptance, efficiency, intrinsic resolution for different physics objects are parametrized. Samples simulated for ILC studies [37] are used for cross checks of some studies.

4 Higgs boson tagging using recoil mass

Perhaps the most striking difference between hadron-hadron and e^+e^- collisions is that electrons are fundamental particles whereas hadrons are composite. Consequently the energy of e^+e^- collisions is known. Therefore through conservation laws, the energy and momentum of a Higgs boson can be inferred from other particles in an event without examining the Higgs boson itself. For a Higgsstrahlung event where the Z boson decays to a pair of visible fermions (ff), the mass of the system recoiling against the Z boson, commonly known as the recoil mass, can be calculated assuming the event has a total energy \sqrt{s} and zero total momentum:

$$M_{\text{recoil}}^2 = (\sqrt{s} - E_{ff})^2 - p_{ff}^2 = s - 2E_{ff}\sqrt{s} + m_{ff}^2. \quad (2)$$

Here, E_{ff} , p_{ff} and m_{ff} are, respectively, the total energy, momentum and invariant mass of the fermion pair. The M_{recoil} distribution should show a peak at the Higgs boson mass m_H for $e^+e^- \rightarrow ZH$ and $e^+e^- \rightarrow e^+e^-H$ processes, and is expected to be smooth without a resonance structure for other processes in the mass region around 125 GeV.

Two important measurements of the Higgs boson can

be performed from the M_{recoil} mass spectrum. The Higgs boson mass can be measured from the peak position of the resonance. The width of the resonance is dominated by the beam energy spread (including ISR effects) and energy/momentum resolution of the detector if the Higgs boson width is only 4.07 MeV as predicted in the SM. The best precision of the mass measurement can be achieved from the leptonic $Z \rightarrow \ell^+\ell^-$ ($\ell = e, \mu$) decays. The height of the resonance is proportional to the Higgs boson production cross section $\sigma(ZH)$ ¹⁾. By fitting the M_{recoil} spectrum, the $e^+e^- \rightarrow ZH$ event yield, and therefore $\sigma(ZH)$, can be extracted, independent of the Higgs boson decays. The Higgs boson branching ratios can then be determined by studying Higgs boson decays in selected $e^+e^- \rightarrow ZH$ candidates. The recoil mass spectrum has been investigated for both leptonic and hadronic Z boson decays as presented below.

4.1 $Z \rightarrow \ell^+\ell^-$

The leptonic Z boson decay is ideal for studying the recoil mass spectrum of the $e^+e^- \rightarrow ZX$ events. The decay is easily identifiable and the lepton momenta can be precisely measured. Figure 10 shows the reconstructed recoil mass spectra of $e^+e^- \rightarrow ZX$ candidates for the $Z \rightarrow \mu^+\mu^-$ and $Z \rightarrow e^+e^-$ decay modes. The analyses are based on the full detector simulation for the signal events and on the fast detector simulation for background events. They are performed with event selections entirely based on the information of the two leptons, independent of the final states of Higgs boson decays. This approach is essential for the measurement of the inclusive $e^+e^- \rightarrow ZH$ production cross section and the model-independent determination of the Higgs boson branching ratios. The SM processes with at least 2 leptons in their final states are considered as backgrounds.

The event selection of the $Z \rightarrow \mu^+\mu^-$ decay mode starts with the requirement of a pair of identified muons with opposite charges. Events must have the dimuon invariant mass in the range of 80–100 GeV and the recoil mass between 120 GeV and 140 GeV. The muon pair is required to have its transverse momentum larger than 20 GeV, and its opening angle smaller than 175° . A Boosted Decision Tree (BDT) technique is employed to enhance the separation between signal and background events. The BDT is trained using the invariant mass, transverse momentum, polar angle and acollinearity of the dimuon system. Leading background contributions after the selection are from ZZ , WW and $Z\gamma$ events. As shown in Fig. 10(a), the analysis has a good signal-to-background ratio. The long high-mass tail is largely due to the initial-state radiation.

Compared to the analysis of the $Z \rightarrow \mu^+\mu^-$ decay, the

1) For the $Z \rightarrow e^+e^-$ decay, there will be a small contribution from the $e^+e^- \rightarrow e^+e^-H$ production.

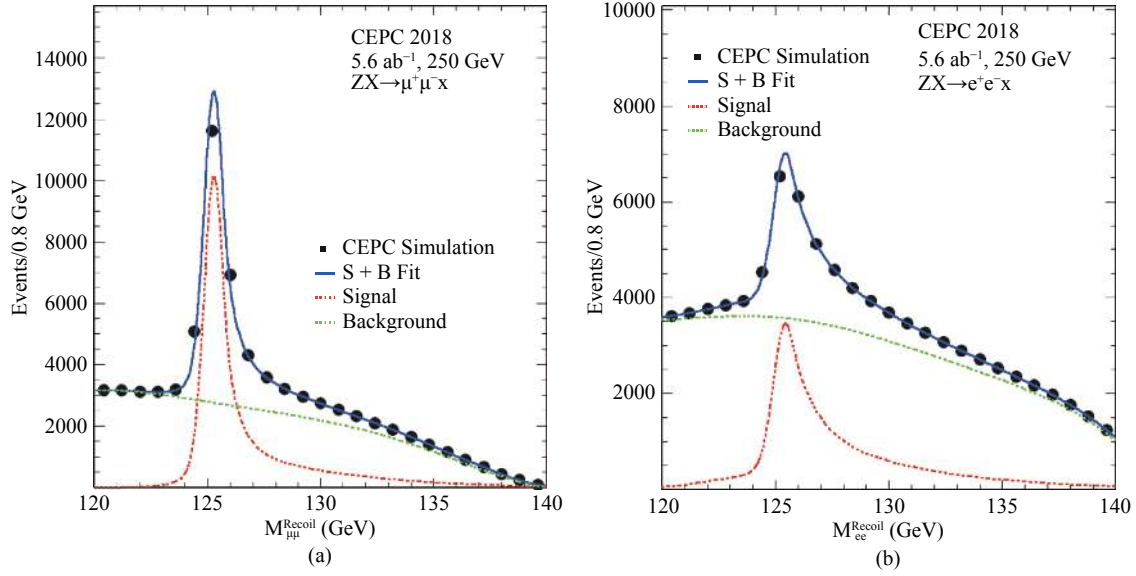


Fig. 10. (color online) The inclusive recoil mass spectra of $e^+e^- \rightarrow ZX$ candidates for (a) $Z \rightarrow \mu^+\mu^-$ and (b) $Z \rightarrow e^+e^-$. No attempt to identify X is made. The markers and their uncertainties (too small to be visible) represent expectations from a CEPC dataset of 5.6ab^{-1} , whereas the solid blue curves are the fit results. The dashed curves are the signal and background components.

analysis of the $Z \rightarrow e^+e^-$ decay suffers from additional and large background contributions from Bhabha scattering and single boson production. A cut based event selection is performed for the $Z \rightarrow e^+e^-$ decay. The electron-positron pair is required to have its invariant mass in the range of 86.2–96.2 GeV and its recoil mass between 120 GeV and 150 GeV. Additional selections based on the kinematic variables of the electron-positron system, the polar angles and the energies of the selected electron and positron, are applied. Events from $e^+e^- \rightarrow e^+e^-(\gamma)$, $e^+\nu W^-$ ($e^-\bar{\nu}W^+$), e^+e^-Z production are the dominant backgrounds after the selection. The recoil mass distribution of the selected events is shown in Fig. 10(b).

While event selections independent of the Higgs boson decays are essential for the model-independent measurement of $\sigma(ZH)$, additional selection criteria using the Higgs boson decay information can, however, be applied to improve the Higgs boson mass measurement. This will be particularly effective in suppressing the large backgrounds from Bhabha scattering and single W or Z boson production for the analysis of the $Z \rightarrow e^+e^-$ decay. These improvements are not implemented in the current study.

4.2 $Z \rightarrow q\bar{q}$

The recoil mass technique can also be applied to the hadronic Z boson decays ($Z \rightarrow q\bar{q}$) of the $e^+e^- \rightarrow ZX$ candidates. This analysis benefits from a larger $Z \rightarrow q\bar{q}$ decay branching ratio, but suffers from the fact that jet energy resolution is worse than the track momentum and electromagnetic energy resolutions. In addition, ambiguity in selecting jets from the $Z \rightarrow q\bar{q}$ decay, particularly in events with hadronic decays of the Higgs boson, can de-

grade the analysis performance and also introduce model-dependence to the analysis. Therefore, the measurement is highly dependent on the performance of the particle-flow reconstruction and the jet clustering algorithm.

Following the same approach as the ILC study [38], an analysis based on the fast simulation has been performed. After the event selection, main backgrounds arise from $Z\gamma$ and WW production. Compared with the leptonic decays, the signal-to-background ratio is considerably worse and the recoil mass resolution is significantly poorer.

4.3 Measurements of $\sigma(ZH)$ and m_H

Both the inclusive $e^+e^- \rightarrow ZH$ production cross section $\sigma(ZH)$ and the Higgs boson mass m_H can be extracted from fits to the recoil mass distributions of the $e^+e^- \rightarrow Z+X \rightarrow \ell^+\ell^-/q\bar{q}+X$ candidates. For the leptonic $Z \rightarrow \ell^+\ell^-$ decays, the recoil mass distribution of the signal process $e^+e^- \rightarrow ZH$ (and $e^+e^- \rightarrow e^+e^-H$ in case of the $Z \rightarrow e^+e^-$ decay) is modeled with a Crystal Ball function [39] whereas the total background is modeled with a polynomial function. As noted above, the recoil mass distribution is insensitive to the intrinsic Higgs boson width should it be as small as predicted by the SM. The Higgs boson mass can be determined with precision of 6.5 MeV and 14 MeV from the $Z \rightarrow \mu^+\mu^-$ and $Z \rightarrow e^+e^-$ decay modes, respectively. After combining all channels, an uncertainty of 5.9 MeV can be achieved.

The process $e^+e^- \rightarrow Z+X \rightarrow q\bar{q}+X$ contributes little to the precision of the m_H measurement due to the poor $Z \rightarrow q\bar{q}$ mass resolution, but dominates the sensitivity of the $e^+e^- \rightarrow ZH$ cross section measurement because of the

large statistics. A simple event counting analysis shows that the expected relative precision on $\sigma(ZH)$ is 0.61%. In comparison, the corresponding relative precision from the $Z \rightarrow e^+e^-$ and $Z \rightarrow \mu^+\mu^-$ decays is estimated to be 1.4% and 0.9%, respectively. The combined relative precision of the three measurements is 0.5%. Table 5 summarizes the expected precision on m_H and $\sigma(ZH)$ from a CEPC dataset of 5.6 ab^{-1} .

Table 5. Estimated measurement precision for the Higgs boson mass m_H and the $e^+e^- \rightarrow ZH$ production cross section $\sigma(ZH)$ from a CEPC dataset of 5.6 ab^{-1} .

| Z decay mode | $\Delta m_H/\text{MeV}$ | $\Delta\sigma(ZH)/\sigma(ZH)$ |
|--------------|-------------------------|-------------------------------|
| e^+e^- | 14 | 1.4% |
| $\mu^+\mu^-$ | 6.5 | 0.9% |
| $q\bar{q}$ | – | 0.6% |
| combination | 5.9 | 0.5% |

5 Analyses of individual decay modes

Different decay modes of the Higgs boson can be identified through their unique signatures, leading to the measurements of production rates for these decays. For the $e^+e^- \rightarrow ZH$ production process in particular, the candidate events can be tagged from the visible decays of the Z bosons, the Higgs boson decays can then be probed by studying the rest of the events. Simulation studies of the CEPC baseline conceptual detector have been performed for the Higgs boson decay modes of $H \rightarrow b\bar{b}/c\bar{c}/gg$, $H \rightarrow WW^*$, $H \rightarrow ZZ^*$, $H \rightarrow Z\gamma$, $H \rightarrow \tau^+\tau^-$, $H \rightarrow \mu^+\mu^-$ and Higgs boson to invisible particles ($H \rightarrow \text{inv}$). The large number of the decay modes of the H , W and Z boson as well as the τ -lepton leads to a very rich variety of event topologies. This complexity makes it impractical to investigate the full list of final states stemming from the Higgs boson decays. Instead, a limited number of final states of individual Higgs boson decay modes have been considered. For some decay modes, the chosen final states may not be the most sensitive ones, but are nevertheless representatives of the decay mode. In most cases, the dominant backgrounds come from the SM diboson production and the single Z production with the initial and final state radiation.

The studies are optimized for the dominant ZH process, however, the $e^+e^- \rightarrow \nu_e\bar{\nu}_e H$ and $e^+e^- \rightarrow e^+e^- H$ processes are included whenever applicable. The production cross sections of the individual decay modes, $\sigma(ZH) \times \text{BR}$, are extracted. These measurements combined with the inclusive $\sigma(ZH)$ measurement discussed in Section 4, will allow the determination of the Higgs boson decay branching ratios in a model-independent way.

In this section, the results of the current CEPC simu-

lation studies of different Higgs boson decay modes are summarized. The studies are based on the CEPC-v1 detector concept and e^+e^- collisions at $\sqrt{s} = 250 \text{ GeV}$. The expected relative precision from a CEPC dataset of 5.6 ab^{-1} on the product of the ZH cross section and the Higgs boson decay branching ratio, $\sigma(ZH) \times \text{BR}$, are presented. Detailed discussions of individual analyses are beyond the scope of this paper and therefore only their main features are presented. For the study of a specific Higgs boson decay mode, the other decay modes of the Higgs boson often contribute as well. Those contributions are fixed to their SM expectations and are included as backgrounds unless otherwise noted. However, for the combination of all the decay modes under study, they are allowed to vary within the constraints of the measurements of those decays, see Section 6.

In addition to the invariant and recoil mass, two other mass observables, visible mass and missing mass, are often used in analyses described below. They are defined, respectively, as the invariant mass and recoil mass of all visible experimental objects such as charged leptons, photons and jets, *i.e.* practically all particles other than neutrinos.

5.1 $H \rightarrow b\bar{b}/c\bar{c}/gg$

For a SM Higgs boson with a mass of 125 GeV, nearly 70% of all Higgs bosons decay into a pair of jets: b -quarks (57.7%), c -quarks (2.9%) and gluons (8.6%). While the $H \rightarrow b\bar{b}$ decay has recently been observed at the LHC [40,41], the $H \rightarrow c\bar{c}$ and $H \rightarrow gg$ decays are difficult, if not impossible, to be identified there due to large backgrounds. In comparison, all these three decays can be isolated and studied at the CEPC. The $H \rightarrow c\bar{c}$ decay is likely the only process for studying Higgs boson coupling to the second-generation quarks at collider experiments. The identification of $H \rightarrow b\bar{b}/c\bar{c}/gg$ decays poses critical challenges to the CEPC detector performance, particularly the ability to tag b - and c -quark jets against light-flavored jets (u, d, s, g). Thus they are good benchmarks for the design and optimization of the jet flavor tagging performance of the CEPC detector.

Studies are performed in detail for $e^+e^- \rightarrow ZH$ production with the leptonic decays of the Z bosons. The contribution from the Z -fusion process of $e^+e^- \rightarrow e^+e^- H$ is included in the $e^+e^- \rightarrow ZH \rightarrow e^+e^- H$ study. The analysis is based on full simulation for the Higgs boson signal samples and fast simulation for the $\ell^+\ell^-q\bar{q}$ background samples. After selecting two leading leptons with opposite charge, the rest of the reconstructed particles are clustered into two jets to form a hadronically decaying Higgs boson candidate, whose invariant mass is required to be between 75 GeV and 150 GeV. The dilepton invariant mass is required to be within 70–110 GeV for the e^+e^- channel and 81–101 GeV for the $\mu^+\mu^-$ channel.

Moreover, the dilepton system must have its transverse momentum in the range 10–90 GeV and its recoil mass between 120 GeV and 150 GeV. In addition, a requirement on the polar angle of the Higgs boson candidate, $|\cos\theta_H| < 0.8$, is applied.

In order to identify the flavors of the two jets of the Higgs boson candidate, variables L_B and L_C are constructed using information such as those from LCFIPlus jet flavor tagging algorithm. The values of L_B (L_C) are close to one if both jets are originated from b (c) quarks and are close to zero if both have light-quark or gluon origins. An unbinned maximum likelihood fit to the M_{recoil} , L_B and L_C distributions of candidate events is used to extract the individual signal yields of the $H \rightarrow b\bar{b}$, $H \rightarrow c\bar{c}$ and $H \rightarrow gg$ decay modes. The total probability density function (PDF) is the sum of signal and background components. For signals, their M_{recoil} PDFs are modeled by Crystal Ball functions [39] with small exponential tails. The background PDF is taken as a sum of two components: a background from Higgs boson decays to other final states such as WW and ZZ , and a combinatorial background from other sources, dominated by the $e^+e^- \rightarrow ZZ \rightarrow \ell\ell q\bar{q}$ production. The background from other Higgs boson decay channels has the same M_{recoil} PDF as the signals. The M_{recoil} distribution of the combinatorial background is modeled by a second order polynomial. The PDFs of the signal L_B and L_C distributions are described by two dimensional histograms, taken from the MC simulated events. The L_B and L_C distributions of both background components are modeled by 2-dimensional histogram PDFs based on the MC simulation. The dilepton recoil mass distributions of the simulated data and the fit results are shown in Fig. 11(a,b). The estimated relative statistical precision of the measurements of $\sigma(ZH) \times \text{BR}(H \rightarrow b\bar{b}/c\bar{c}/gg)$ are listed in Table 6.

Table 6 also includes the results of the $Z \rightarrow \nu\bar{\nu}$ and $Z \rightarrow q\bar{q}$ decays. For the $Z \rightarrow q\bar{q}$ final state, events are clustered into four jets and the mass information of jet pairs are used to select the Higgs and Z boson candidates. In addition to ZZ , WW is also a major background for this analysis, particularly for the $H \rightarrow c\bar{c}$ and $H \rightarrow gg$ decays. As for the $Z \rightarrow \nu\bar{\nu}$ final state, events are clustered into two jets are to form the Higgs boson candidate, the invisibly decaying Z boson is inferred from the missing mass of the event. Fits similar to the one used in the analysis of the $Z \rightarrow \ell^+\ell^-$ channel is subsequently performed to statistically separate the $H \rightarrow b\bar{b}$, $c\bar{c}$ and gg decay components. The simulated data and the fitted dijet mass distributions of the Higgs boson candidates are shown in Fig. 11(c,d) for $Z \rightarrow q\bar{q}$ and $Z \rightarrow \nu\bar{\nu}$.

Combining all Z boson decay modes studied, a relative statistical precision for $\sigma(ZH) \times \text{BR}$ of 0.3%, 3.3% and 1.3% can be achieved for the $H \rightarrow b\bar{b}$, $c\bar{c}$ and gg decays, respectively.

5.2 $H \rightarrow WW^*$

For a 125 GeV SM Higgs boson, the $H \rightarrow WW^*$ decay has the second largest branching ratio of 21.5% [33]. The sensitivity of the $\sigma(ZH) \times \text{BR}(H \rightarrow WW^*)$ measurement is estimated by combining results from the studies of a few selected final states (Table 7) of the $H \rightarrow WW^*$ decay of ZH production. SM diboson production is the main background source in all cases.

For $Z \rightarrow \ell^+\ell^-$, the $H \rightarrow WW^*$ decay final states studied are $\ell\nu\ell'\nu$ and $\ell\nu q\bar{q}$. The ZH candidate events are selected by requiring the dilepton invariant mass in the range of 80–100 GeV and their recoil mass in 120–150 GeV. For $Z \rightarrow \nu\bar{\nu}$, the $\ell\nu q\bar{q}$ and $q\bar{q}q\bar{q}$ final states are considered for the $H \rightarrow WW^*$ decay. The presence of neutrinos in the event results in large missing mass, which is required to be in the range of 75–140 (75–150) GeV for the $\ell\nu q\bar{q}$ ($q\bar{q}q\bar{q}$) final state. The total visible mass of the event must be in the range of 100–150 GeV for both $\ell\nu q\bar{q}$ and $q\bar{q}q\bar{q}$ final states. In addition, the total transverse momentum of the visible particles must be in the range of 20–80 GeV. Additional requirements are applied to improve the signal-background separations. For $Z \rightarrow q\bar{q}$, the $H \rightarrow WW^* \rightarrow q\bar{q}q\bar{q}$ decay is studied. Candidate events are reconstructed into 6 jets. Jets from $Z \rightarrow q\bar{q}$, $W \rightarrow q\bar{q}$ and $H \rightarrow WW^* \rightarrow q\bar{q}q\bar{q}$ decays are selected by minimizing the χ^2 of their mass differences to the masses of Z , W and H boson. Figure 12 shows the visible and missing mass distributions after the selection of the $Z \rightarrow \nu\bar{\nu}$ and $H \rightarrow WW^* \rightarrow q\bar{q}q\bar{q}$ final state.

The relative precision on $\sigma(ZH) \times \text{BR}(H \rightarrow WW^*)$ from the decay final states studied is summarized in Table 7.

The combination of these decay final states leads to a precision of 0.9%. This is likely a conservative estimate as many of the final states of the $H \rightarrow WW^*$ decay remain to be explored. Including these missing final states will no doubt improve the precision.

5.3 $H \rightarrow ZZ^*$

The $H \rightarrow ZZ^*$ decay has a branching ratio 2.64% [33] for a 125 GeV Higgs boson in the SM. Events from $e^+e^- \rightarrow ZH$ production with the $H \rightarrow ZZ^*$ decay have three Z bosons in their final states with one of them being off-shell. Z bosons can decay to all lepton and quark flavors, with the exception of the top quark. Consequently, the $e^+e^- \rightarrow ZH \rightarrow ZZZ^*$ process has a very rich variety of topologies.

Studies are performed for a few selected ZH final states: $Z \rightarrow \mu^+\mu^-$ and $H \rightarrow ZZ^* \rightarrow \nu\bar{\nu}q\bar{q}$; $Z \rightarrow \nu\bar{\nu}$ and $H \rightarrow ZZ^* \rightarrow \ell^+\ell^-q\bar{q}$. The W and Z boson fusion processes, $e^+e^- \rightarrow e^+e^-H$ and $e^+e^- \rightarrow \nu\bar{\nu}H$, are included in the $Z(e^+e^-)H$ and $Z(\nu\bar{\nu})H$ studies assuming their SM values for the production rates. For the final states studied, the SM ZZ production is the main background. For $Z \rightarrow \mu^+\mu^-$ and $H \rightarrow ZZ^* \rightarrow \nu\bar{\nu}q\bar{q}$, the muon pairs must have their in-

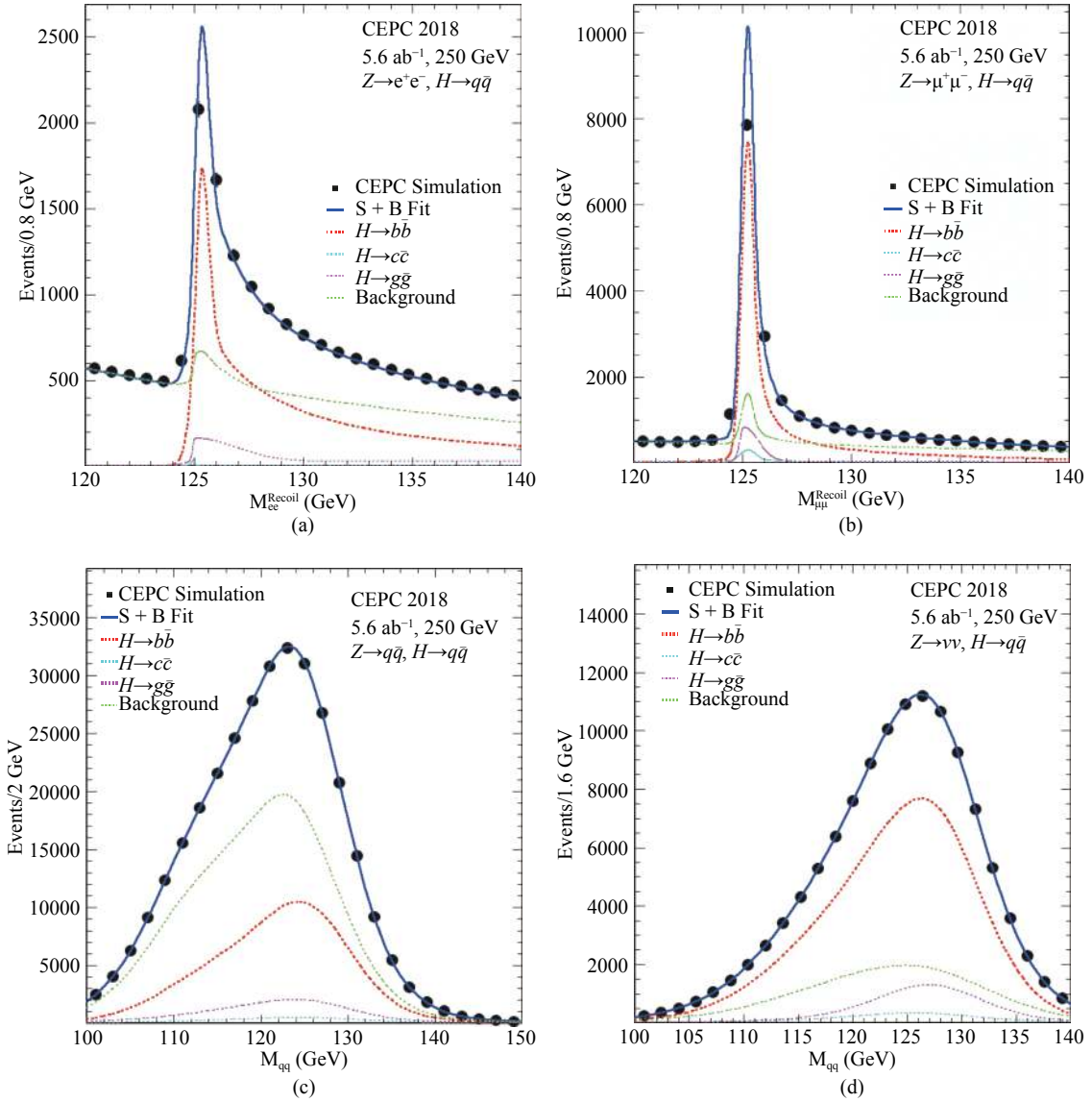


Fig. 11. (color online) ZH production with $H \rightarrow b\bar{b}/c\bar{c}/g\bar{g}$: the recoil mass distributions of (a) $Z \rightarrow e^+e^-$ and (b) $Z \rightarrow \mu^+\mu^-$; the dijet mass distributions of Higgs boson candidates for (c) $Z \rightarrow q\bar{q}$ and (d) $Z \rightarrow \nu\bar{\nu}$. The markers and their uncertainties represent expectations from a CEPC dataset of 5.6 ab^{-1} whereas the solid blue curves are the fit results. The dashed curves are the signal and background components. Contributions from other decays of the Higgs boson are included in the background.

Table 6. Expected relative precision on $\sigma(ZH) \times \text{BR}$ for the $H \rightarrow b\bar{b}, c\bar{c}$ and $g\bar{g}$ decays from a CEPC dataset of 5.6 ab^{-1} .

| Z decay mode | $H \rightarrow b\bar{b}$ | $H \rightarrow c\bar{c}$ | $H \rightarrow g\bar{g}$ |
|------------------------------|--------------------------|--------------------------|--------------------------|
| $Z \rightarrow e^+e^-$ | 1.3% | 12.8% | 6.8% |
| $Z \rightarrow \mu^+\mu^-$ | 1.0% | 9.4% | 4.9% |
| $Z \rightarrow q\bar{q}$ | 0.5% | 10.6% | 3.5% |
| $Z \rightarrow \nu\bar{\nu}$ | 0.4% | 3.7% | 1.4% |
| combination | 0.3% | 3.1% | 1.2% |

Table 7. Expected relative precision on the $\sigma(ZH) \times \text{BR}(H \rightarrow WW^*)$ measurement from a CEPC dataset of 5.6 ab^{-1} .

| ZH final state | precision |
|--|-----------|
| $Z \rightarrow e^+e^-$ $H \rightarrow WW^* \rightarrow \ell\nu\ell'\nu, \ell\nu q\bar{q}$ | 2.6% |
| $Z \rightarrow \mu^+\mu^-$ $H \rightarrow WW^* \rightarrow \ell\nu\ell'\nu, \ell\nu q\bar{q}$ | 2.4% |
| $Z \rightarrow \nu\bar{\nu}$ $H \rightarrow WW^* \rightarrow \ell\nu q\bar{q}, q\bar{q}q\bar{q}$ | 1.5% |
| $Z \rightarrow q\bar{q}$ $H \rightarrow WW^* \rightarrow q\bar{q}q\bar{q}$ | 1.7% |
| combination | 0.9% |

variant masses between 80–100 GeV, recoil masses between 120–160 GeV and transverse momenta larger than 10 GeV. The jet pairs of the $Z^* \rightarrow q\bar{q}$ decay candid-

ates are required to have their invariant masses in the range of 10–38 GeV. Figure 13(a) shows the recoil mass distribution of $Z \rightarrow \mu^+\mu^-$ after the selection. The back-

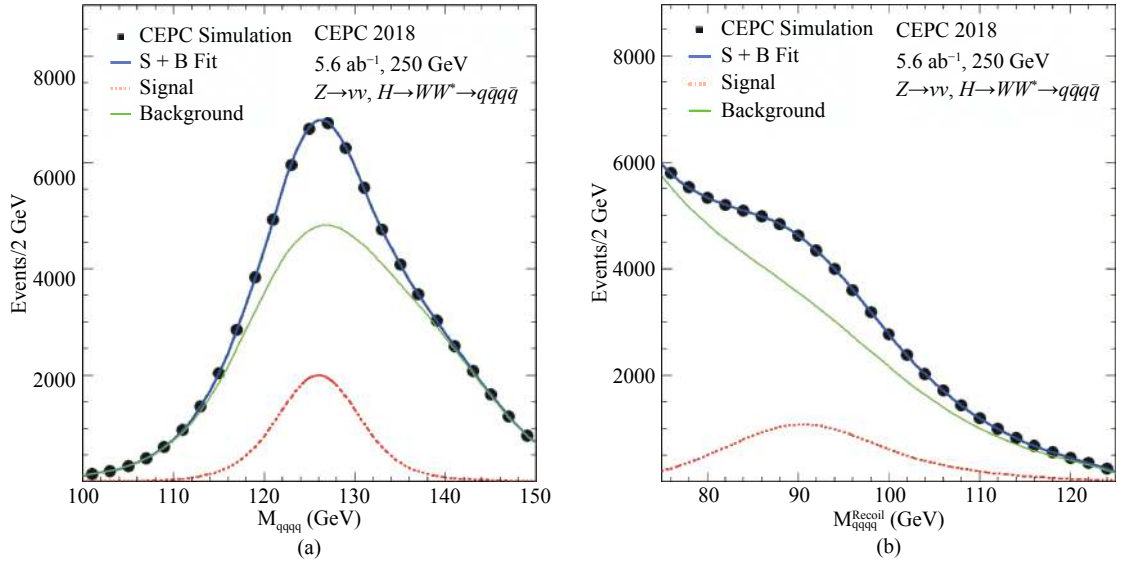


Fig. 12. (color online) ZH production with $Z \rightarrow \nu\bar{\nu}$ and $H \rightarrow WW^* \rightarrow q\bar{q}q\bar{q}$: distributions of (a) the visible mass and (b) the missing mass of selected events. The markers and their uncertainties represent the expected number of events in a CEPC dataset of 5.6ab^{-1} , whereas the solid blue curves are the fit results. The dashed curves are the signal and background components. Contributions from other decays of the Higgs boson are included in the background.

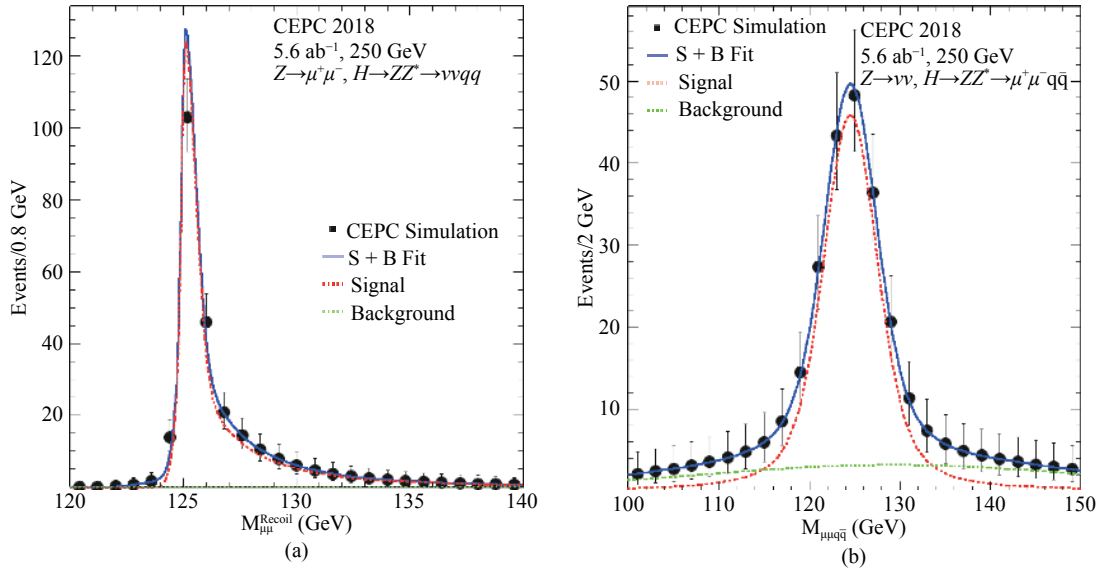


Fig. 13. (color online) ZH production with $H \rightarrow ZZ^*$: a) the recoil mass distribution of the $\mu^+\mu^-$ system for $Z \rightarrow \mu^+\mu^-$, $H \rightarrow ZZ^* \rightarrow \nu\bar{\nu}q\bar{q}$; b) the invariant mass distribution of the $\mu^+\mu^-q\bar{q}$ system for $Z \rightarrow \nu\bar{\nu}$, $H \rightarrow ZZ^* \rightarrow \mu^+\mu^-q\bar{q}$. The markers and their uncertainties represent expectations from a CEPC dataset of 5.6ab^{-1} , whereas the solid blue curves are the fit results. The dashed curves are the signal and background components. Contributions from other decays of the Higgs boson are included in the background.

ground is negligible in this final state.

The candidates of $Z \rightarrow \nu\bar{\nu}$ and $H \rightarrow ZZ^* \rightarrow \ell^+\ell^-q\bar{q}$ are selected by requiring a same-flavor lepton pair and two jets. The total visible energy must be smaller than 180 GeV and the missing mass in the range of 58–138 GeV. Additional requirements are applied on the mass and transverse momenta of the lepton and jet pairs. After the selection, the background is about an order of magnitude

smaller than the signal as shown in Fig. 13(b).

Table 8 summarizes the expected precision on $\sigma(ZH) \times \text{BR}(H \rightarrow ZZ^*)$ from the final states considered. The combination of these final states results in a precision of about 4.9%. The sensitivity can be significantly improved considering that many final states are not included in the current study. In particular, the final state of $Z \rightarrow q\bar{q}$ and $H \rightarrow ZZ^* \rightarrow q\bar{q}q\bar{q}$ which accounts for a third

Table 8. Expected relative precision for the $\sigma(ZH) \times \text{BR}(H \rightarrow ZZ^*)$ measurement with an integrated luminosity 5.6 ab^{-1} .

| ZH final state | | precision |
|------------------------------|---|-----------|
| $Z \rightarrow \mu^+ \mu^-$ | $H \rightarrow ZZ^* \rightarrow \nu\bar{\nu} q\bar{q}$ | 7.2% |
| $Z \rightarrow \nu\bar{\nu}$ | $H \rightarrow ZZ^* \rightarrow \ell^+ \ell^- q\bar{q}$ | 7.9% |
| combination | | 4.9% |

of all $ZH \rightarrow ZZZ^*$ decay is not studied. Moreover, there are further potential improvements by using multivariate techniques.

5.4 $H \rightarrow \gamma\gamma$

The diphoton decay of a 125 GeV Higgs boson has a small branching ratio of 0.23% in the SM due to its origin involving massive W boson and top quark in loops. However, photons can be identified and measured well, thus the decay can be fully reconstructed with a good precision. The decay also serves as a good benchmark for the performance of the electromagnetic calorimeter.

Studies are performed for the ZH production with $H \rightarrow \gamma\gamma$ and four different Z boson decay modes: $Z \rightarrow \mu^+ \mu^-$, $\tau^+ \tau^-$, $\nu\bar{\nu}$ and $q\bar{q}$. The $Z \rightarrow e^+ e^-$ decay is not considered because of the expected large background from the Bhabha process. The studies are based on the full detector simulation for the $Z \rightarrow q\bar{q}$ decay channel and the fast simulation for the others. Photon candidates are required to have energies greater than 25 GeV and polar angles of $|\cos\theta| < 0.9$. The photon pair with the highest invariant mass is retained as the $H \rightarrow \gamma\gamma$ candidate and its recoil mass must be consistent with the Z boson mass. For the $Z \rightarrow \mu^+ \mu^-$ and $Z \rightarrow \tau^+ \tau^-$ decays, a minimal angle of 8° between any selected photon and lepton is required to suppress backgrounds from final state radiations. After the selection, the main SM background is the $e^+ e^- \rightarrow (Z/\gamma^*)\gamma\gamma$ process where the γ 's arise from the initial and final state radiation.

The diphoton mass is used as the final discriminant for the separation of signal and backgrounds. The distribution for the $Z \rightarrow \nu\bar{\nu}$ decay mode is shown in Fig. 14. A relative precision of 6.2% on $\sigma(ZH) \times \text{BR}(H \rightarrow \gamma\gamma)$ can be achieved.

5.5 $H \rightarrow Z\gamma$

Similar to the $H \rightarrow \gamma\gamma$ decay, the $H \rightarrow Z\gamma$ decay in the SM is mediated by W -boson and top-quark loops and has a branching ratio of 0.154%. The $H \rightarrow Z\gamma$ analysis targets the signal process of $ZH \rightarrow ZZ\gamma \rightarrow \nu\bar{\nu} q\bar{q} \gamma$, in which one of the Z bosons decays into a pair of quarks and the other decays into a pair of neutrinos.

The candidate events are selected by requiring exactly one photon with transverse energy between 20–50 GeV and at least two jets, each with transverse energy greater than 10 GeV. The dijet invariant mass and the

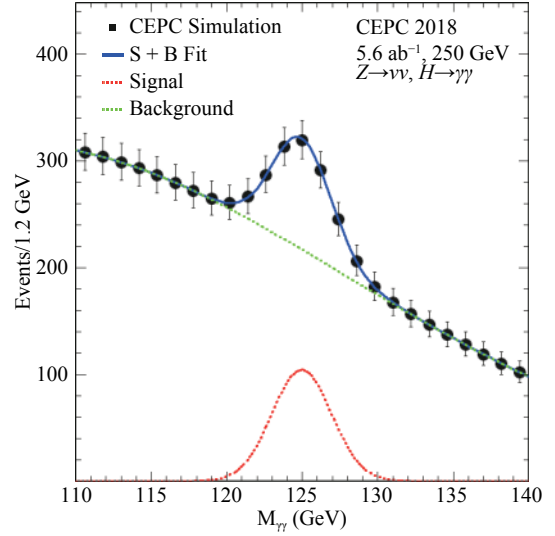


Fig. 14. (color online) ZH production with $H \rightarrow \gamma\gamma$: the diphoton invariant mass distribution for the $Z \rightarrow \nu\bar{\nu}$ decay. The markers and their uncertainties represent expectations from a CEPC dataset of 5.6 ab^{-1} , whereas the solid blue curve is the fit result. The dashed curves are the signal and background components.

event missing mass must be within windows of ± 12 GeV and ± 15 GeV of the Z boson mass, respectively. Additional requirements are applied on the numbers of tracks and calorimeter clusters as well as on the transverse and longitudinal momenta of the Z boson candidates. The backgrounds are dominated by the processes of single boson, diboson, $q\bar{q}$, and Bhabha production.

After the event selection, the photon is paired with each of the two Z boson candidates to form Higgs boson candidates and the mass differences, $\Delta M = M_{q\bar{q}\gamma} - M_{q\bar{q}}$ and $\Delta M = M_{\nu\bar{\nu}\gamma} - M_{\nu\bar{\nu}}$, are calculated. Here the energy and momentum of the $\nu\bar{\nu}$ system are taken to be the missing energy and momentum of the event. For signal events, one of the mass differences is expected to populate around $M_H - M_Z \sim 35$ GeV whereas the other should be part of the continuum background. Figure 15 shows the ΔM distribution expected from an integrated luminosity of 5.6 ab^{-1} . Modeling the signal distribution of the correct pairing with a Gaussian and the background (including wrong-pairing contribution of signal events) with a polynomial, a likelihood fit results in a relative precision of 13% on $\sigma(ZH) \times \text{BR}(H \rightarrow Z\gamma)$.

This analysis can be improved with further optimizations and the use of multivariate techniques. Other decay modes such as $ZH \rightarrow ZZ\gamma \rightarrow q\bar{q} q\bar{q} \gamma$ should further improve the precision on the $\sigma(ZH) \times \text{BR}(H \rightarrow Z\gamma)$ measurement.

5.6 $H \rightarrow \tau^+ \tau^-$

The $H \rightarrow \tau^+ \tau^-$ decay has a branching ratio of 6.32% [33] at $m_H = 125$ GeV in the SM. The τ -lepton is short-

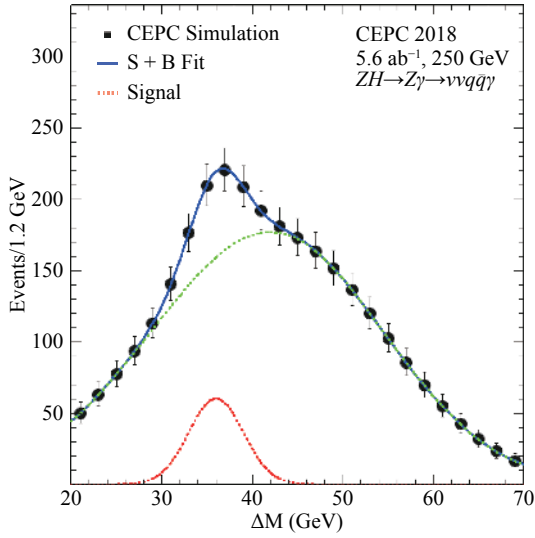


Fig. 15. (color online) The distribution of the mass difference $\Delta M(M_{q\bar{q}\gamma} - M_{q\bar{q}}$ and $M_{\nu\bar{\nu}\gamma} - M_{\nu\bar{\nu}}$) of the selected $e^+e^- \rightarrow ZH \rightarrow ZZ\gamma \rightarrow \nu\bar{\nu}q\bar{q}\gamma$ candidates expected in a dataset with an integrated luminosity of 5.6 ab^{-1} . The signal distribution shown is for the correct pairings of the Higgs boson decays.

lived and decays to one or three charged pions along with a number of neutral pions. The charged and neutral pions, as well as the two photons from the decay of the latter, can be well resolved and measured by the CEPC detector.

Simulation studies are performed for $e^+e^- \rightarrow ZH$ production with $H \rightarrow \tau^+\tau^-$ and $Z \rightarrow \mu^+\mu^-, \nu\bar{\nu}$ and $q\bar{q}$ decays. For $Z \rightarrow \mu^+\mu^-$, candidates are first required to have a pair of oppositely charged muons with their invariant mass

between 40–180 GeV and their recoil mass between 110–180 GeV. For $Z \rightarrow \nu\bar{\nu}$, candidates are preselected by requiring a missing mass in the range of 65–225 GeV, a visible mass greater than 50 GeV and an event visible transverse momentum between 10–100 GeV. For both decays, a BDT selection is applied after the preselection to identify ditau candidates. The BDT utilizes information such as numbers of tracks and photons and the angles between them. After these selections, the ZH production with the non-tau decays of the Higgs boson is the dominant (>95%) background for $Z \rightarrow \mu^+\mu^-$ and contributes to approximately 40% of the total background for $Z \rightarrow \nu\bar{\nu}$. The rest of the background in the $Z \rightarrow \nu\bar{\nu}$ channel comes from diboson production. For $Z \rightarrow q\bar{q}$, candidates are required to have a pair of tau candidates with their invariant mass between 20–120 GeV, a pair of jets with their mass between 70–110 GeV and their recoil mass between 100–170 GeV. The main background is again from ZH production originating from the decay modes other than the intended $ZH \rightarrow q\bar{q}\tau^+\tau^-$ decay. The rest of the background is primarily from ZZ production.

The final signal yields are extracted from fits to the distributions of variables based on the impact parameters of the leading tracks of the two tau candidates as shown in Fig. 16. Table 9 summarizes the estimated precision on $\sigma(ZH) \times \text{BR}(H \rightarrow \tau^+\tau^-)$ expected from a CEPC dataset of 5.6 ab^{-1} for the three Z boson decay modes studied. The precision from the $Z \rightarrow e^+e^-$ decay mode extrapolated from the $Z \rightarrow \mu^+\mu^-$ study is also included. The $e^+e^- \rightarrow e^+e^-H$ contribution from the Z fusion process is fixed to its SM value in the extrapolation. In combination, the relative

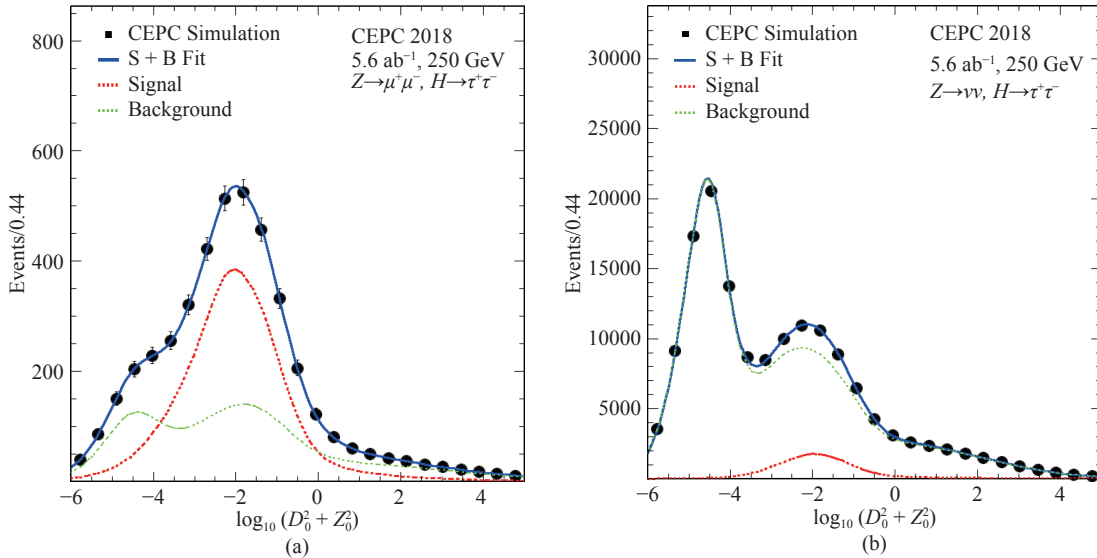


Fig. 16. (color online) Distributions of the impact parameter variable of the leading tracks from the two tau candidates in the Z decay mode: (a) $Z \rightarrow \mu^+\mu^-$ and (b) $Z \rightarrow \nu\bar{\nu}$. Here D_0 and Z_0 are the transverse and longitudinal impact parameters, respectively. The markers and their uncertainties represent expectations from a CEPC dataset of 5.6 ab^{-1} , whereas the solid blue curves are the fit results. The dashed curves are the signal and background components. Contributions from other decays of the Higgs boson are included in the background.

Table 9. Expected relative precision for the $\sigma(ZH) \times \text{BR}(H \rightarrow \tau^+ \tau^-)$ measurement from a CEPC dataset of 5.6 ab^{-1} .

| ZH final state | | Precision |
|-------------------------------|-------------------------------|-----------|
| $Z \rightarrow \mu^+ \mu^-$ | $H \rightarrow \tau^+ \tau^-$ | 2.6% |
| $Z \rightarrow e^+ e^-$ | $H \rightarrow \tau^+ \tau^-$ | 2.7% |
| $Z \rightarrow \nu \bar{\nu}$ | $H \rightarrow \tau^+ \tau^-$ | 2.5% |
| $Z \rightarrow q \bar{q}$ | $H \rightarrow \tau^+ \tau^-$ | 0.9% |
| combination | | 0.8% |

precision of 0.8% is expected for $\sigma(ZH) \times \text{BR}(H \rightarrow \tau^+ \tau^-)$.

5.7 $H \rightarrow \mu^+ \mu^-$

The dimuon decay of the Higgs boson, $H \rightarrow \mu^+ \mu^-$, is sensitive to the Higgs boson coupling to the second-generation fermions with a clean final-state signature. In the SM, the branching ratio of the decay is 2.18×10^{-4} [33] for $m_H = 125 \text{ GeV}$.

To estimate CEPC's sensitivity for the $H \rightarrow \mu^+ \mu^-$ decay, studies are performed for the ZH production with the Z decay modes: $Z \rightarrow \ell^+ \ell^-$, $Z \rightarrow \nu \bar{\nu}$, and $Z \rightarrow q \bar{q}$. In all cases, the SM production of ZZ is the dominant background source. Candidate events are selected by requiring a pair of muons with its mass between 120–130 GeV and their recoiling mass consistent with the Z boson mass (in the approximate range of 90–93 GeV, depending on the decay mode). Additional requirements are applied to identify specific Z boson decay modes. For $Z \rightarrow \ell^+ \ell^-$, candidate events must have another lepton pair with its mass consistent with m_Z . In the case of $Z \rightarrow \mu^+ \mu^-$, the muon pairs of the $Z \rightarrow \mu^+ \mu^-$ and $H \rightarrow \mu^+ \mu^-$ decays are selected by minimizing a χ^2 based on their mass differences with m_Z and m_H . For the $Z \rightarrow \nu \bar{\nu}$ decay, a requirement on the missing energy is applied. For the $Z \rightarrow q \bar{q}$ decay, candidate events must have two jets with their mass consistent with m_Z . To further reduce the ZZ background, differences between the signal and background in kinematic variables, such as the polar angle, transverse momentum and energy of the candidate $H \rightarrow \mu^+ \mu^-$ muon pair, are exploited. Simple criteria on these variables are applied for the $Z \rightarrow \ell^+ \ell^-$ and $Z \rightarrow \nu \bar{\nu}$ decay mode whereas a BDT is used for the $Z \rightarrow q \bar{q}$ decay.

In all analyses, the signal is extracted through unbinned likelihood fits to the $M_{\mu^+ \mu^-}$ distributions in the range of 120–130 GeV with a signal-plus-background model. Analytical functions are used model both the signal and background distributions. The signal model is a Crystal Ball function while the background model is described by a second-order Chebyshev polynomial. The dimuon mass distribution combining all Z boson decay modes studied is shown in Fig. 17 with the result of the signal-plus-background fit overlaid. The combined relative precision on the $\sigma(ZH) \times \text{BR}(H \rightarrow \mu^+ \mu^-)$ measurement is estimated to be about 16% for data correspond-

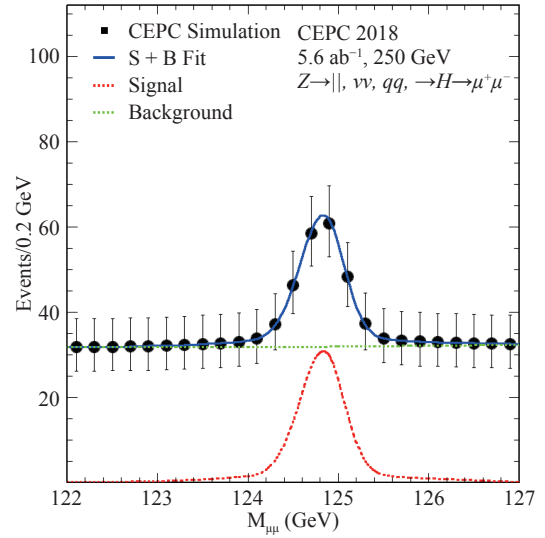


Fig. 17. (color online) ZH production with the $H \rightarrow \mu^+ \mu^-$ decay: dimuon invariant mass distribution of the selected $H \rightarrow \mu^+ \mu^-$ candidates expected from an integrated luminosity of 5.6 ab^{-1} at the CEPC. The distribution combines contributions from $Z \rightarrow \ell^+ \ell^-$, $Z \rightarrow \nu \bar{\nu}$, and $Z \rightarrow q \bar{q}$ decays. The markers and their uncertainties represent expectations whereas the solid curve is the fit result. The dashed curves are the signal and background components.

ing to an integrated luminosity of 5.6 ab^{-1} .

5.8 The invisible decay of the Higgs boson: $H \rightarrow \text{inv}$

In the SM, the Higgs boson can decay invisibly via $H \rightarrow ZZ^* \rightarrow \nu \bar{\nu} \nu \bar{\nu}$. For a Higgs boson mass of 125 GeV, this decay has a branching ratio of 1.06×10^{-3} . In many extensions to the SM, the Higgs boson can decay directly to invisible particles [42–45]. In this case, the branching ratio can be significantly enhanced.

The sensitivity of the $\text{BR}(H \rightarrow \text{inv})$ measurement is studied for the $Z \rightarrow \ell^+ \ell^-$ and $Z \rightarrow q \bar{q}$ decay modes. The $H \rightarrow ZZ^* \rightarrow \nu \bar{\nu} \nu \bar{\nu}$ decay is used to model the $H \rightarrow \text{inv}$ decay both in the context of the SM and its extensions. This is made possible by the fact that the Higgs boson is narrow scalar so that its production and the decay can be treated separately. The main background is SM ZZ production with one of the Z bosons decay invisibly and the other decays visibly. Candidate events in the $Z \rightarrow \ell^+ \ell^-$ decay mode are selected by requiring a pair of lepton with its mass between 70–100 GeV and event visible energy in the range 90–120 GeV. Similarly, candidate events in $Z \rightarrow q \bar{q}$ are selected by requiring two jets with its mass between 80–105 GeV and event visible energy in the range 90–130 GeV. Additional selections, including using a BDT to exploit the kinematic differences between signal and background events, are also implemented.

Table 10 summarizes the expected precision on the measurement of $\sigma(ZH) \times \text{BR}(H \rightarrow \text{inv})$ and the 95% confidence-level (CL) upper limit on $\text{BR}(H \rightarrow \text{inv})$ from a

Table 10. Expected relative precision on $\sigma(ZH) \times \text{BR}(H \rightarrow \text{inv})$ and 95% CL upper limit on $\text{BR}(H \rightarrow \text{inv})$ from a CEPC dataset of 5.6 ab^{-1} .

| ZH final state studied | relative precision on $\sigma \times \text{BR}$ | upper limit on $\text{BR}(H \rightarrow \text{inv})$ |
|---|---|--|
| $Z \rightarrow e^+e^- H \rightarrow \text{inv}$ | 339% | 0.82% |
| $Z \rightarrow \mu^+\mu^- H \rightarrow \text{inv}$ | 232% | 0.60% |
| $Z \rightarrow q\bar{q} H \rightarrow \text{inv}$ | 217% | 0.57% |
| combination | 143% | 0.41% |

CEPC dataset of 5.6 ab^{-1} . Subtracting the SM $H \rightarrow ZZ^* \rightarrow \nu\bar{\nu}\nu\bar{\nu}$ contribution, a 95% CL upper limit of 0.30% on $\text{BR}_{\text{inv}}^{\text{BSM}}$, the BSM contribution to the $H \rightarrow \text{inv}$ decay can be obtained.

5.9 Measurement of $\sigma(e^+e^- \rightarrow \nu_e\bar{\nu}_e H) \times \text{BR}(H \rightarrow b\bar{b})$

The W -fusion $e^+e^- \rightarrow \nu_e\bar{\nu}_e H$ process has a cross section of 3.3% of that of the ZH process at $\sqrt{s} = 250 \text{ GeV}$. The product of its cross section and $\text{BR}(H \rightarrow b\bar{b})$, $\sigma(\nu\bar{\nu}H) \times \text{BR}(H \rightarrow b\bar{b})$, is a key input quantity to one of the two model-independent methods for determining the Higgs boson width at the CEPC, see Section 6. The $e^+e^- \rightarrow \nu\bar{\nu}H \rightarrow \nu\bar{\nu}b\bar{b}$ process has the same final state as the $e^+e^- \rightarrow ZH \rightarrow \nu\bar{\nu}b\bar{b}$ process, but has a rate that is approximately one sixth of $e^+e^- \rightarrow ZH \rightarrow \nu\bar{\nu}b\bar{b}$ at $\sqrt{s} = 250 \text{ GeV}$. The main non-Higgs boson background is the SM ZZ production.

The $Z(\nu\bar{\nu})H$ background is irreducible and can also interfere with $\nu\bar{\nu}H$ in the case of $Z \rightarrow \nu_e\bar{\nu}_e$. However, the interference effect is not considered in the current study. The $\nu\bar{\nu}H$ and $Z(\nu\bar{\nu})H$ contributions can be separated through the exploration of their kinematic differences.

While the invariant mass distributions of the two b -quark jets are expected to be indistinguishable, the recoil mass distribution should exhibit a resonance structure at the Z boson mass for $Z(\nu\bar{\nu})H$ and show a continuum spectrum for $\nu\bar{\nu}H$. Furthermore, Higgs bosons are produced with different polar angular distributions, see Fig. 18(a).

Candidate events are selected by requiring their visible energies between 105 GeV and 155 GeV, visible masses within 100–135 GeV, and missing masses in the range of 65–135 GeV. The two b -quark jets are identified using the variable L_B described in Section 5.1. To separate $\nu\bar{\nu}H$ and $Z(\nu\bar{\nu})H$ contributions, a 2-dimensional simultaneous fit in the plane of the recoil mass and polar angle of the $b\bar{b}$ system is performed. The recoil mass resolution is improved through a kinematic fit by constraining the invariant mass of the two b -jets within its resolution to that of the Higgs boson mass. Figure 18(b) shows the recoil mass distribution of the $b\bar{b}$ system after the kinematic fit. A fit to the $M_{b\bar{b}} - \cos\theta$ distribution with both rates of $\nu\bar{\nu}H$ and $Z(\nu\bar{\nu})H$ processes as free parameters leads to relative precision of 2.9% for $\sigma(\nu\bar{\nu}H) \times \text{BR}(H \rightarrow b\bar{b})$ and 0.30% for $\sigma(ZH) \times \text{BR}(H \rightarrow b\bar{b})$. The latter is consistent with the study of the $H \rightarrow b\bar{b}/c\bar{c}/g\bar{g}$ decay described in Section 5.1. Fixing the $Z(\nu\bar{\nu})H(b\bar{b})$ contribution to its SM expectation yields a relative precision of 2.6% on $\sigma(e^+e^- \rightarrow \nu_e\bar{\nu}_e H) \times \text{BR}(H \rightarrow b\bar{b})$.

6 Combinations of individual measurements

6.1 Combined measurements of $\sigma \times \text{BR}$ and BR

With the measurements of the inclusive cross section

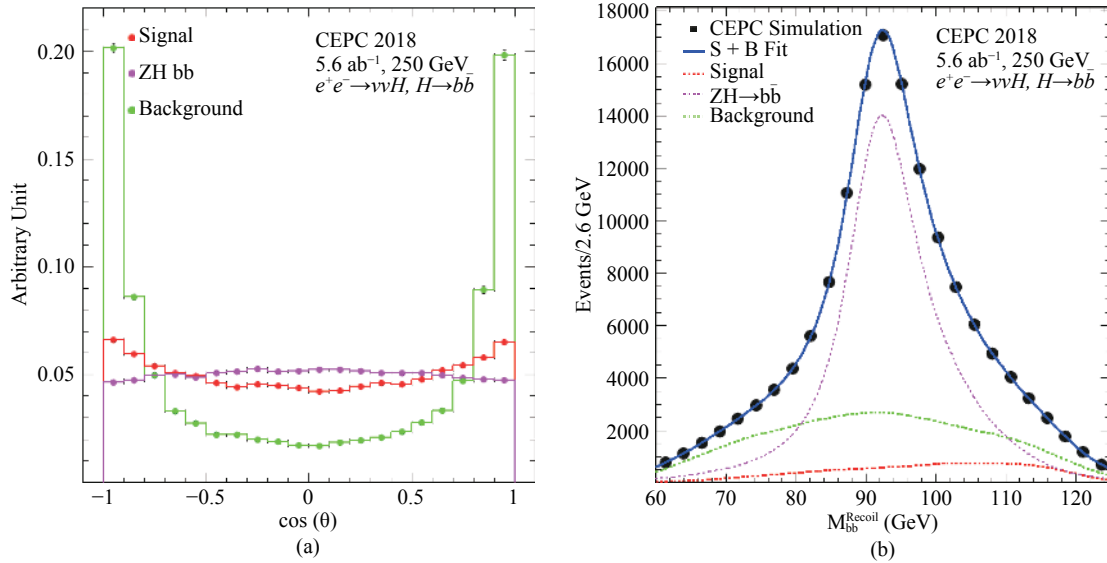


Fig. 18. (color online) Distributions of the $b\bar{b}$ system of the $e^+e^- \rightarrow \nu\bar{\nu}b\bar{b}$ events: (a) cosine of the polar angle θ before the event selection and (b) the recoil mass after the event selection. Contributions from $e^+e^- \rightarrow \nu_e\bar{\nu}_e H$, ZH and other SM processes are shown. The $\cos\theta$ distributions are normalized to unity and therefore only shapes are compared.

$\sigma(ZH)$ and the cross section times the branching ratio $\sigma(ZH) \times \text{BR}$ for the individual Higgs boson decay modes, the branching ratio BR can be extracted. Most of the systematic uncertainties associated with the measurement of $\sigma(ZH)$ cancel in this procedure. A maximum likelihood fit is used to estimate the precision on the BRs. For a given Higgs boson decay mode, the likelihood has the form:

$$L(\text{BR}, \theta) = \text{Poisson} [N^{\text{obs}} | N^{\text{exp}}(\text{BR}, \theta)] \cdot G(\theta), \quad (3)$$

where BR is the parameter of interest and θ represents nuisance parameters associated with systematic uncertainties. The number of observed events is denoted by N^{obs} , $N^{\text{exp}}(\text{BR}, \theta)$ is the expected number of events, and $G(\theta)$ is a set of constraints on the nuisance parameters due to the systematic uncertainties. The number of expected events is the sum of signal and background events. The number of signal events is calculated from the integrated luminosity, the $e^+e^- \rightarrow ZH$ cross section $\sigma(ZH)$ measured from the recoil method, Higgs boson branching ratio BR, the event selection efficiency ϵ . The number of the expected background events, N^b , is estimated using Monte Carlo samples. Thus:

$$N^{\text{exp}}(\text{BR}, \theta) = \text{Lumi}(\theta^{\text{lumi}}) \times \sigma_{ZH}(\theta^\sigma) \times \text{BR} \times \epsilon(\theta^\epsilon) + N^b(\theta^b), \quad (4)$$

where θ^X ($X = \text{lumi}, \sigma, \epsilon$ and b) are the nuisance parameters of their corresponding parameters or measurements. Even with 10^6 Higgs boson events, statistical uncertainties are expected to be dominant and thus systematic uncertainties are not taken into account for the current studies. The nuisance parameters are fixed to their nominal values.

For the individual analyses discussed in Section 5, contamination from Higgs boson production or decays other than the one under study are fixed to their SM values for simplicity. In the combination, however, these constraints are removed and the contamination are constrained only by the analyses targeted for their measurements. For example, the $H \rightarrow b\bar{b}/c\bar{c}/gg$ analysis suffers from contamination from the $H \rightarrow WW^*, ZZ^* \rightarrow q\bar{q}q\bar{q}$ decays. For the analysis discussed in Section 5.1, these contaminations are estimated from SM. In the combination fit, they are constrained by the $H \rightarrow WW^*$ and $H \rightarrow ZZ^*$ analyses described in Sections 5.2 and 5.3, respectively. Taking into account these across-channel contaminations properly generally leads to small improvements in precision. For example, the precision on $\sigma(ZH) \times \text{BR}(H \rightarrow ZZ^*)$ is improved from 5.3% of the standalone analysis to 4.9% after the combination.

Table 11 summarizes the estimated precision of Higgs boson property measurements, combining all studies described in this paper. For the leading Higgs boson decay modes, namely $b\bar{b}$, $c\bar{c}$, gg , WW^* , ZZ^* and $\tau^+\tau^-$, percent level precision is expected. The best achievable statistical uncertainties for a dataset of 5.6 ab^{-1} are 0.26% for

Table 11. Estimated precision of Higgs boson property measurements for the CEPC-v1 detector concept operating at $\sqrt{s} = 250$ GeV. All precision are relative except for m_H and $\text{BR}_{\text{inv}}^{\text{BSM}}$ for which Δm_H and 95% CL upper limit are quoted respectively. The extrapolated precision for the CEPC-v4 concept operating at $\sqrt{s} = 240$ GeV are included for comparisons, see Section 6.2.

| property | estimated Precision | | | |
|---------------------------------------|---------------------------|--------|---------------------------|--------|
| | CEPC-v1 | | CEPC-v4 | |
| m_H | 5.9 MeV | | 5.9 MeV | |
| Γ_H | 2.7% | | 2.8% | |
| $\sigma(ZH)$ | 0.5% | | 0.5% | |
| $\sigma(v\bar{v}H)$ | 3.0% | | 3.2% | |
| decay mode | $\sigma \times \text{BR}$ | BR | $\sigma \times \text{BR}$ | BR |
| $H \rightarrow b\bar{b}$ | 0.26% | 0.56% | 0.27% | 0.56% |
| $H \rightarrow c\bar{c}$ | 3.1% | 3.1% | 3.3% | 3.3% |
| $H \rightarrow gg$ | 1.2% | 1.3% | 1.3% | 1.4% |
| $H \rightarrow WW^*$ | 0.9% | 1.1% | 1.0% | 1.1% |
| $H \rightarrow ZZ^*$ | 4.9% | 5.0% | 5.1% | 5.1% |
| $H \rightarrow \gamma\gamma$ | 6.2% | 6.2% | 6.8% | 6.9% |
| $H \rightarrow Z\gamma$ | 13% | 13% | 16% | 16% |
| $H \rightarrow \tau^+\tau^-$ | 0.8% | 0.9% | 0.8% | 1.0% |
| $H \rightarrow \mu^+\mu^-$ | 16% | 16% | 17% | 17% |
| $\text{BR}_{\text{inv}}^{\text{BSM}}$ | – | <0.28% | – | <0.30% |

$\sigma(e^+e^- \rightarrow ZH) \times \text{BR}(H \rightarrow b\bar{b})$ and 0.5% for $\sigma(e^+e^- \rightarrow ZH)$. Even for these measurements, statistics is likely to be the dominant uncertainty source. Systematic uncertainties due to the acceptance of the detector, the efficiency of the object reconstruction/identification, the luminosity and the beam energy determination are expected to be small. The integrated luminosity can be measured with a 0.1% precision, a benchmark already achieved at the LEP [46], and can be potentially improved in the future. The center-of-mass energy will be known better than 1 MeV, resulting negligible uncertainties on the theoretical cross section predictions and experimental recoil mass measurements.

The estimated precision is expected to improve as more final states are explored and analyses are improved. This is particularly true for $ZH \rightarrow ZWW^*$ and $ZH \rightarrow ZZZ^*$ with complex final states. Therefore, Table 11 represents conservative estimates for many Higgs boson observables.

6.2 Extrapolation to CEPC-v4

As discussed in Section 2.4, the CEPC conceptual detector design has evolved from CEPC-v1 to CEPC-v4 with the main change being the reduction of the solenoidal field from 3.5 Tesla to 3.0 Tesla. In the meantime, the

nominal CEPC center-of-mass energy for the Higgs boson factory has been changed from 250 GeV to 240 GeV. The results presented above are based on CEPC-v1 operating at $\sqrt{s} = 250$ GeV. However, given the relative small differences in the performance of the two detector concepts and in \sqrt{s} , the results for CEPC-v4 operating at $\sqrt{s} = 240$ GeV can be estimated through extrapolation taking into account changes in signal and background cross sections as well as track momentum resolution. From 250 GeV to 240 GeV, the $e^+e^- \rightarrow ZH$ and $e^+e^- \rightarrow \nu_e \bar{\nu}_e H$ cross sections are reduced, respectively, by approximate 5% and 10% while cross sections for background processes are increased by up to 10%. The change in magnetic field affects the $H \rightarrow \mu^+\mu^-$ analysis the most whereas its effect on other analyses are negligible. The extrapolated results for CEPC-v4 at 240 GeV are included in Table 11. In most cases, small relative degradations of a few percent are expected. For the following analyses, the extrapolated results for CEPC-v4 at $\sqrt{s} = 240$ GeV are used.

6.3 Measurement of Higgs boson width

The Higgs boson width (Γ_H) is of special interest as it is sensitive to BSM physics in Higgs boson decays that are not directly detectable or searched for. However, the 4.07 MeV width predicted by the SM is too small to be measured with a reasonable precision from the distributions of either the invariant mass of the Higgs boson decay products or the recoil mass of the system produced in association with the Higgs boson. In a procedure that is unique to lepton colliders, the width can be determined from the measurements of Higgs boson production cross sections and its decay branching ratios. This is because the inclusive $e^+e^- \rightarrow ZH$ cross section $\sigma(ZH)$ can be measured from the recoil mass distribution, independent of the Higgs boson decays.

Measurements of $\sigma(ZH)$ and BR's have been discussed in Sections 4 and 5. By combining these measurements, the Higgs boson width can be calculated in a model-independent way:

$$\Gamma_H = \frac{\Gamma(H \rightarrow ZZ^*)}{\text{BR}(H \rightarrow ZZ^*)} \propto \frac{\sigma(ZH)}{\text{BR}(H \rightarrow ZZ^*)}, \quad (5)$$

where $\Gamma(H \rightarrow ZZ^*)$ is the partial width of the $H \rightarrow ZZ^*$ decay. Because of the small expected $\text{BR}(H \rightarrow ZZ^*)$ value for a 125 GeV Higgs boson (2.64% in the SM), the precision of Γ_H is limited by the $H \rightarrow ZZ^*$ analysis statistics. It can be improved including the decay final states with larger branching ratios, e.g. the $H \rightarrow b\bar{b}$ decay:

$$\Gamma_H = \frac{\Gamma(H \rightarrow b\bar{b})}{\text{BR}(H \rightarrow b\bar{b})}, \quad (6)$$

where the partial width $\Gamma(H \rightarrow b\bar{b})$ can be independently extracted from the cross section of the W fusion process $e^+e^- \rightarrow \nu\bar{\nu}H \rightarrow \nu\bar{\nu}b\bar{b}$:

$$\sigma(\nu\bar{\nu}H \rightarrow \nu\bar{\nu}b\bar{b}) \propto \Gamma(H \rightarrow WW^*) \cdot \text{BR}(H \rightarrow b\bar{b}) \quad (7)$$

$$= \Gamma(H \rightarrow b\bar{b}) \cdot \text{BR}(H \rightarrow WW^*). \quad (8)$$

Thus, the Higgs boson total width is:

$$\Gamma_H = \frac{\Gamma(H \rightarrow b\bar{b})}{\text{BR}(H \rightarrow b\bar{b})} \propto \frac{\sigma(e^+e^- \rightarrow \nu_e \bar{\nu}_e H)}{\text{BR}(H \rightarrow WW^*)}, \quad (9)$$

where $\text{BR}(H \rightarrow b\bar{b})$ and $\text{BR}(H \rightarrow WW^*)$ are measured from the $e^+e^- \rightarrow ZH$ process. The limitation of this method is the precision of the $\sigma(e^+e^- \rightarrow \nu\bar{\nu}H \rightarrow \nu\bar{\nu}b\bar{b})$ measurement.

The expected precision on Γ_H is 5.1% from the measurements of $\sigma(ZH)$ and $\text{BR}(H \rightarrow ZZ^*)$ and is 3.5% from the measurements of $\sigma(\nu\bar{\nu}H \rightarrow \nu\bar{\nu}b\bar{b})$, $\text{BR}(H \rightarrow b\bar{b})$ and $\text{BR}(H \rightarrow WW^*)$. The quoted precision is dominated by the $\text{BR}(H \rightarrow ZZ^*)$ measurement for the former case and the $\sigma(\nu\bar{\nu}H \rightarrow \nu\bar{\nu}b\bar{b})$ measurement for the latter case. The combined Γ_H precision of the two measurements is 2.8%, taking into account the correlations between the two measurements.

7 Higgs boson coupling measurements

To understand the implications of the estimated CEPC precision shown in Table 11 on possible new physics models, the results need to be interpreted in terms of constraints on the parameters in the Lagrangian. This is often referred to as the ‘‘Higgs boson coupling measurements’’, even though the term can be misleading as discussed below.

There is no unique way to present the achievable precision on the couplings. Before going into the discussion of the CEPC results, we briefly comment on the choices made here. The goal of the theory interpretation here is to obtain a broad idea of the CEPC sensitivity to the Higgs couplings. The interpretation should be simple with intuitive connections between the models and the experimental observables. Ideally, it should have as little model assumptions as possible. Furthermore, it would be convenient if the results can be interfaced directly with the higher order theoretical calculations, renormalization group equation evolutions, etc. Unfortunately, it is impossible to achieve all of these goals simultaneously.

Two popular frameworks are, instead, chosen for the interpretation of the CEPC results: the so-called κ -framework [47-56] and the effective field theory (EFT) frameworks [57-77]. As discussed in more detail later, none of these is perfect. But neither of these is wrong as long as one is careful not to over interpret the results. Another important aspect of making projections on the physics potential of a future experiment is that they need to be compared with other experiments. The choices made here follows the most commonly used approaches to facilitate such comparisons. In the later part of this section, Higgs physics potential beyond coupling determination is also discussed.

7.1 Coupling Fits in the κ -framework

The Standard Model makes specific predictions for the Higgs boson couplings to the SM fermions, $g_{\text{SM}}(Hff)$, and to the SM gauge bosons, $g_{\text{SM}}(HVV)$. In the κ -framework, the potential deviations from the SM are parametrized using the κ parameters defined as:

$$\kappa_f = \frac{g(Hff)}{g_{\text{SM}}(Hff)}, \quad \kappa_V = \frac{g(HVV)}{g_{\text{SM}}(HVV)}, \quad (10)$$

with $\kappa_i = 1$ being the SM prediction. The rates of the Higgs boson production and decays are modified accordingly. For example,

$$\begin{aligned} \sigma(ZH) &= \kappa_Z^2 \cdot \sigma_{\text{SM}}(ZH) \\ \sigma(ZH) \times \text{BR}(H \rightarrow ff) &= \frac{\kappa_Z^2 \kappa_f^2}{\kappa_\Gamma^2} \cdot \sigma_{\text{SM}}(ZH) \times \text{BR}_{\text{SM}}(H \rightarrow ff) \end{aligned} \quad (11)$$

Here $\kappa_\Gamma^2 (\equiv \Gamma_H / \Gamma_H^{\text{SM}})$ parametrizes the change in the Higgs boson width due to both the coupling modifications and the presence of BSM decays.

Apart from the tree-level couplings, there are also loop-level couplings of Hgg , $H\gamma\gamma$ and $HZ\gamma$ in the SM. In the absence of new physics, these couplings, often referred to as the effective couplings, can be expressed using the κ parameters, described previously. However, new physics states in the loops can alter these couplings. For this reason, three additional κ parameters: κ_g , κ_γ and $\kappa_{Z\gamma}$ are introduced to parametrize the potential deviations from the SM for the three effective Hgg , $H\gamma\gamma$ and $HZ\gamma$ couplings, respectively.

It is possible that the Higgs boson can decay directly into new particles or have BSM decays to SM particles. In this case, two types of new decay channels should be distinguished:

1. Invisible decay. This is a specific channel in which Higgs boson decay into new physics particles that are “invisible” in the detector. Such decays can be specifically searched for. If detected, its rate can be measured. The CEPC sensitivity to this decay channel is quantified by the upper limit on $\text{BR}_{\text{inv}}^{\text{BSM}}$.

2. Exotic decays. These include all the other new physics channels. Whether they can be observed, and, if so, to what precision, depends sensitively on the final states. In one extreme, the final states can be very distinct, and the rate can be well measured. In the another extreme, they can be completely swamped by the background. Without the knowledge of the final states and the corresponding expected CEPC sensitivity, the exotic decays are accounted for by treating the Higgs boson width Γ_H as an independent free parameter in the interpretation.

In general, possible deviations of all SM Higgs boson

couplings should be considered. However, in the absence of obvious light new physics states with large couplings to the Higgs boson or to other SM particles, a very large deviation ($> O(1)$) is unlikely. For smaller deviations, the Higgs phenomenology is not sensitive to the deviations of κ_e , κ_u , κ_d and κ_s as the Higgs boson couplings to these particles are negligible compared with the couplings to other particles [78]. Therefore, these κ parameters are set to unities.

The CEPC will not be able to directly measure the Higgs boson coupling to top quarks. A deviation of this coupling from its SM value does enter the Hgg , $H\gamma\gamma$ and $HZ\gamma$ amplitudes. However, this effect is parametrized by κ_g , κ_γ and $\kappa_{Z\gamma}$ already. Therefore, κ_t is not considered as an independent parameter. For simplicity, previous studies often do not include $\kappa_{Z\gamma}$ in the fit¹⁾. We will follow this approach here. This leaves the following set of 10 independent parameters:

$$\kappa_b, \kappa_c, \kappa_g, \kappa_W, \kappa_\tau, \kappa_Z, \kappa_\gamma, \kappa_\mu, \text{BR}_{\text{inv}}^{\text{BSM}}, \Gamma_H. \quad (12)$$

Additional assumptions can be made to reduce the number of parameters [33, 79]. For example, it can be reduced to a 7-parameter set, by assuming lepton universality, and the absence of exotic and invisible decays (excluding $H \rightarrow ZZ^* \rightarrow \nu\bar{\nu}\nu\bar{\nu}$) [47, 79]:

$$\kappa_b, \kappa_c, \kappa_g, \kappa_W, \kappa_Z, \kappa_\gamma, \kappa_\tau = \kappa_\mu. \quad (13)$$

This is useful for studies at hadron colliders as the Higgs boson total width cannot be measured with good precision. The interpretation of the CEPC results is also performed using this reduced set to allow for direct comparisons with the expected HL-LHC sensitivity.

The κ_i parameters give a simple and intuitive parametrization of the potential deviations. It has a direct connection with the observables shown in Table 11 and does cover many possible modifications of the couplings. However, the κ -framework has its limitations as well. Strictly speaking, it should not be understood as the modification of the SM renormalizable couplings by a multiplicative factor. For instance, some of such κ modifications violate gauge invariance. Higher order corrections in the κ -framework cannot be easily defined. Moreover, the κ_i parameters do not include all possible effects of new physics either. For example, apart from the overall size, potential new physics can also introduce form factors which can change the kinematics of particles that couple to a particular vertex. Manifestations of this effect can be seen in the EFT analysis. It is useful to compare with the EFT analysis discussed in the next subsection. The EFT relates κ_Z and κ_W , and further expands them into three different Lorentz structures. Moreover, some of these higher dimensional HVV couplings are

¹⁾ Adding $\kappa_{Z\gamma}$ back in the decay process would only lead to completely negligible changes in the projection for other parameter and the precision on $\kappa_{Z\gamma}$ itself would be 8%.

also connected with κ_γ and anomalous trilinear gauge couplings. The current EFT analysis does not include any new light degrees of freedom, in contrast to the κ -framework with independent parameters $\text{BR}_{\text{inv}}^{\text{BSM}}$ and Γ_H . Overall, κ -framework does capture the big picture of the CEPC capability in precision Higgs boson measurements. It is useful as long as its limitations are understood.

The LHC and especially the HL-LHC will provide valuable and complementary information about the Higgs boson properties. For example, the LHC is capable of directly measuring the $t\bar{t}H$ process [80, 81]. It can also use differential cross sections to differentiate contributions between the top-quark and other heavy particle states in the loop of the Hgg vertex [82–85]. Moreover, it can separate contributions from different operators in the couplings between the Higgs and vector bosons [86]. For the purpose of the coupling fit in the κ -framework, the LHC, with its large statistics, improves the precision of rare processes such as $H \rightarrow \gamma\gamma$. Note that a large portion of the systematic uncertainties intrinsic to a hadron collider can be canceled by taking ratios of measured cross sections. For example, combining the ratio of the rates of $pp \rightarrow H \rightarrow \gamma\gamma$ and $pp \rightarrow H \rightarrow ZZ^*$ at the LHC and the measurement of the HZZ coupling at the CEPC can significantly improve the κ_γ precision. These are the most useful inputs from the LHC to combine with the CEPC. Similar studies of combination with the LHC for the ILC can be found in Refs. [49, 50, 72, 87, 88].

The results of the 10-parameter and the 7-parameter fits for the CEPC with an integrated luminosity of 5.6 ab^{-1} are shown in Table 12¹⁾. The combined precision with the HL-LHC estimates (using fit result number 15 of Ref. [10]) are also shown. The HL-LHC estimates used assume no theoretical uncertainties and thus represent the aggressive HL-LHC projection²⁾. It is assumed that the HL-LHC will operate at $\sqrt{s} = 14 \text{ TeV}$ and accumulate an integrated luminosity of 3000 fb^{-1} . For the 7-parameter fit, the Higgs boson width is a derived quantity, not an independent parameter. Its precision, derived from the precision of the fitted parameters, is 2.4% for the CEPC alone and 1.8% when combined with the HL-LHC projection.

The CEPC Higgs boson property measurements mark a giant step beyond the HL-LHC. First of all, in contrast to the LHC, a lepton collider Higgs factory is capable of measuring the Higgs boson width and the absolute coupling strengths to other particles. A comparison with the HL-LHC is only possible with model dependent assumptions. One of such comparisons is within the framework of the 7-parameter fit, shown in Fig. 19. Even with this set of restrictive assumptions, the advantage of the CEPC

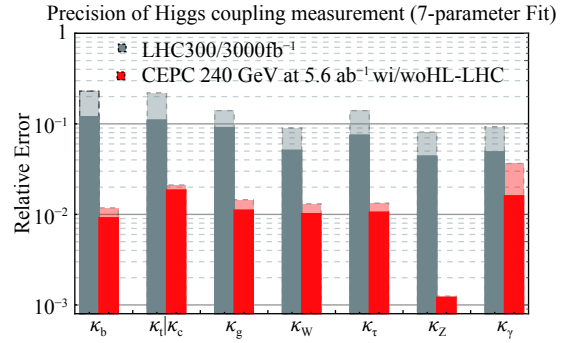


Fig. 19. (color online) The results of the 7-parameter fit and comparison with the HL-LHC [10]. The projections for the CEPC at 240 GeV with an integrated luminosity of 5.6 ab^{-1} are shown. The CEPC results without combination with the HL-LHC input are shown as light red bars. The LHC projections for an integrated luminosity of 300 fb^{-1} are shown in light gray bars.

is still significant. The measurement of κ_Z is more than a factor of 10 better. The CEPC can also improve significantly the precision on a set of κ parameters that are affected by large backgrounds at the LHC, such as κ_b , κ_c , and κ_g . Note that this is in comparison with the HL-LHC projection with large systematic uncertainties. Such uncertainties are typically under much better control at lepton colliders. Within this 7-parameter set, the only coupling that the HL-LHC can give a competitive measurement is κ_γ , for which the CEPC sensitivity is statistically limited. This is also the most valuable input that the HL-LHC can give to the Higgs boson coupling measurements at the CEPC, which underlines the importance of combining the results from these two facilities.

The direct search for the Higgs boson decay to invisible particles from BSM physics is well motivated and closely connected to the dark sectors. The CEPC with an integrated luminosity of 5.6 ab^{-1} has a sensitivity of 0.30% expressed in terms of the 95% CL upper limit on the decay branching ratio, as shown in Table 12. The HL-LHC, on the other hand, has a much lower sensitivity of 6%–17% [47] while optimistically may reach 2%–3.5% [94].

As discussed above, one of the greatest advantages of a lepton collider Higgs factory is its capability to measure the Higgs boson width and couplings in a *model-independent* way. The projection of such a determination at the CEPC is shown in Fig. 20. For most of the measurements, an order of magnitude improvements over the HL-LHC are expected. The CEPC has a clear advantage in the measurement of κ_Z . It can also set a much stronger constraint on $\text{BR}_{\text{inv}}^{\text{BSM}}$.

1) Theoretical uncertainties associated with the cross section and Higgs boson property calculations are ignored in these fits as both will be improved and are expected to be smaller than the statistical uncertainties [89–91] by the time of the CEPC experiment.

2) Note that the LHC and the CEPC have different sources of theoretical uncertainties, for detailed discussion, see Refs. [33, 47, 91–93].

Table 12. Coupling measurement precision from the 10-parameter fit and 7-parameter fit described in the text for the CEPC, and corresponding results after combination with the HL-LHC. All the numbers refer to are relative precision except for BR_{inv}^{BSM} for which the 95% CL upper limit are quoted respectively. Some entries are left vacant for the 7-parameter fit as they are not dependent parameters under the fitting assumptions.

| Relative coupling measurement precision and the 95% CL upper limit on BR_{inv}^{BSM} | | | | |
|--|------------------|-------------|-----------------|-------------|
| Quantity | 10-parameter fit | | 7-parameter fit | |
| | CEPC | CEPC+HL-LHC | CEPC | CEPC+HL-LHC |
| κ_b | 1.3% | 1.0% | 1.2% | 0.9% |
| κ_c | 2.2% | 1.9% | 2.1% | 1.9% |
| κ_g | 1.5% | 1.2% | 1.5% | 1.1% |
| κ_W | 1.4% | 1.1% | 1.3% | 1.0% |
| κ_τ | 1.5% | 1.2% | 1.3% | 1.1% |
| κ_Z | 0.25% | 0.25% | 0.13% | 0.12% |
| κ_γ | 3.7% | 1.6% | 3.7% | 1.6% |
| κ_μ | 8.7% | 5.0% | – | – |
| BR_{inv}^{BSM} | <0.30% | <0.30% | – | – |
| Γ_H | 2.8% | 2.3% | – | – |

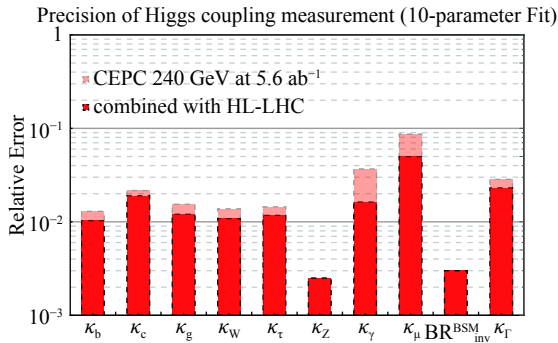


Fig. 20. (color online) The 10 parameter fit results for the CEPC at 240 GeV with an integrated luminosity of $5.6ab^{-1}$ (light red bars) and for the combination with the HL-LHC inputs (dark red bars). All the numbers are relative precision except for BR_{inv}^{BSM} for which the 95% CL upper limit are quoted.

7.2 Effective-field-theory analysis

With the assumption that the scale of new physics is higher than the relevant energy directly accessible at the Higgs factory, the effect of new physics can be characterized within the EFT framework. In this framework, operators with dimension greater than four supplement the SM Lagrangian. Imposing baryon and lepton numbers conservation, all higher dimensional operators are of even dimension:

$$\mathcal{L}_{EFT} = \mathcal{L}_{SM} + \sum_i \frac{c_i^{(6)}}{\Lambda^2} \mathcal{O}_i^{(6)} + \sum_j \frac{c_j^{(8)}}{\Lambda^4} \mathcal{O}_j^{(8)} + \dots \quad (14)$$

where Λ is the new physics scale. The leading new physics effects at the electroweak scale would be from the dimension-six operators. To obtain robust constraints on the Wilson coefficients, c_i , a global analysis is required, which includes contributions from all possible dimension-six operators. While a large number of dimension-six operators can be written down, only a subset of them contribute to the Higgs boson processes at the leading order. Among these operators, some are much better constrained by other measurements. It is thus reasonable to focus on the operator that primarily contribute to the Higgs boson processes and therefore reduce the parameter space by making appropriate assumptions, as done in the recent studies for future lepton colliders [68, 70-75]. Following these studies, the CP -violating operators as well as the ones that induce fermion dipole interactions are discarded. At the leading order, CP -violating operators do not have linear contributions to the rates of the Higgs boson processes. While they do contribute to angular observables at the leading order [66, 67], these operators are usually much better constrained by the Electric Dipole Moment (EDM) experiments [95-97], though some parameter space is still available for the CP -violating couplings of the Higgs boson to heavy flavor quarks and leptons [98, 99]. The interference between the fermion dipole interactions with SM terms are suppressed by the fermion masses. The corresponding operators also generate dipole moments, which are stringently constrained, especially for light fermions. For the operators that modify the Yukawa coupling matrices, only the five diagonal ones that correspond to the top, charm, bottom, tau, and muon Yukawa couplings are considered, which are relevant for the Higgs boson measurements at the CEPC.

Before presenting the projections, some brief comments on the EFT framework are in order. In comparison with the κ -framework, a significant advantage of the EFT is that it gives physical parametrization of potential new physics effects. EFT operators can be used directly in computations. The EFT framework also allow for a natural inclusion of new observables, with possible correlations automatically taken into account. At the same time, the connections with experimental observables are less direct and intuitive. Sometimes, the EFT approach is referred to as model-independent. This is only accurate to a certain extent. It assumes that there are no new light degrees of freedom. In practice, assumptions are often made to simplify the set of EFT operators, as also done here.

The electroweak precision observables are already tightly constrained by the LEP Z-pole and W mass measurements. The CEPC Z-pole run can further improve the

constraints set by the LEP, thanks to the enormous amount ($\sim 10^{11}$ – 10^{12}) of Z bosons. The W mass can also be measured with a precision of a few MeVs at the CEPC even without a dedicated WW threshold run. Given that the expected precision of the Z -pole observables and the W mass are much higher than the ones of Higgs boson observables, it is assumed that the former ones are perfectly constrained, which significantly simplifies the analysis. In particular, in a convenient basis all the contact interaction terms of the form $HVf\bar{f}$ can be discarded since they also modify the fermion gauge couplings. Realistic Z -pole constraints have also been considered in recent studies [72, 73, 75], but certain assumptions (such as flavor-universality) and simplifications are made. Future studies with more general frameworks are desired to fully determine the impact of the Z -pole measurements on the Higgs boson analysis.

The measurements of the triple gauge couplings (TGCs) from the diboson process $e^+e^- \rightarrow WW$ play an important role in the Higgs boson coupling analysis under the EFT framework. Focusing on CP -even dimension-six operators, the modifications to the triple gauge vertices from new physics can be parametrized by three anomalous TGC parameters (aTGCs), conventionally denoted as $\delta g_{1,Z}$, $\delta\kappa_\gamma$ and λ_Z [100, 101]. Among them, $\delta g_{1,Z}$ and $\delta\kappa_\gamma$ are generated by operators that also contribute to the Higgs boson processes. At 240 GeV, the $e^+e^- \rightarrow WW$ process cross section is almost two orders of magnitude larger than that of the $e^+e^- \rightarrow ZH$ process. The measurements of the diboson process thus provide strong constraints on the operators that generate the aTGCs. A dedicated study on the TGC measurements at the CEPC is not currently available. A simplified analysis is thus performed to estimate the aTGC sensitivity. The results are shown in Table 13. The analysis roughly follows the methods in Refs. [71, 102]. Only the WW events in the semi-leptonic (electron or muon) channel are used, which are easier to reconstruct and have a sizable branching ratio (29%). In particular, the production polar angle, as well as the two decay angles of the leptonically decaying W boson, can be fully reconstructed, which contain important information on the aTGCs. The two decay angles of the hadronically decaying W boson can only be reconstructed with a two-fold ambiguity. A χ^2 fit of the three aTGC parameters to the binned distribution of all five angles is performed, from which the one-sigma interval for each of the three aTGCs as well as the correlations among them are extracted. A signal selection efficiency of 80% is assumed. The effects of systematic uncertainties and backgrounds are not considered, assuming they are under control after the selection cuts.

Under the assumptions specified above, the dimension-six operator contribution to the Higgs boson and diboson processes consists of a total of twelve degrees of freedom. While all non-redundant bases are equivalent, it

is particularly convenient to choose a basis in which the twelve degrees of freedom can be mapped to exactly twelve operators, whereas the rest are removed by the assumptions. Two such bases are considered in this analysis. The first is defined by the set of dimension-six operators in Table 14. Among them, O_{3W} corresponds to the aTGC parameter λ_Z , O_{HW} and O_{HB} generate the aTGC parameters $\delta g_{1,Z}$ and $\delta\kappa_\gamma$ as well as Higgs boson anomalous couplings, while the rest operators can only be probed by the Higgs boson measurements at the leading order. The second basis is the so-called ‘‘Higgs basis,’’ proposed in Ref. [103]. In the Higgs basis, the parameters are defined in terms of the mass eigenstates after the electroweak symmetry breaking, and can be directly interpreted as the size of the Higgs boson couplings. Different from the original Higgs basis, this analysis follows Ref. [71], with the parameters associated with the Hgg , $H\gamma\gamma$ and $HZ\gamma$ vertices normalized to the SM one-loop contributions, and denoted as \bar{c}_{gg} , $\bar{c}_{\gamma\gamma}$ and $\bar{c}_{Z\gamma}$ (as opposed to c_{gg} , $c_{\gamma\gamma}$ and $c_{Z\gamma}$ in Ref. [103]). The parameter $\bar{c}_{gg}^{\text{eff}}$ is further defined to absorb all contributions to the Hgg vertex. With these redefinitions, the set of twelve parameters is given by

$$\delta c_Z, c_{ZZ}, c_{Z0}, \bar{c}_{\gamma\gamma}, \bar{c}_{Z\gamma}, \bar{c}_{gg}^{\text{eff}}, \delta y_t, \delta y_c, \delta y_b, \delta y_\tau, \delta y_\mu, \lambda_Z. \quad (15)$$

These parameters can be conveniently interpreted as

Table 13. The estimated constraints on aTGCs from the measurements of the diboson process ($e^+e^- \rightarrow WW$) in the semi-leptonic channel at the CEPC 240 GeV with 5.6ab^{-1} data and unpolarized beams. All angular distributions are used in the fit. Only the statistical uncertainties of the signal events are considered, assuming a selection efficiency of 80%.

| CEPC 240 GeV (5.6ab^{-1}) | | | | |
|--------------------------------------|----------------------|--------------------|-----------------------|-------------|
| | uncertainty | correlation matrix | | |
| | | $\delta g_{1,Z}$ | $\delta\kappa_\gamma$ | λ_Z |
| $\delta g_{1,Z}$ | 1.2×10^{-3} | 1 | 0.08 | -0.90 |
| $\delta\kappa_\gamma$ | 0.9×10^{-3} | | 1 | -0.42 |
| λ_Z | 1.3×10^{-3} | | | 1 |

Table 14. A complete set of CP -even dimension-six operators that contribute to the Higgs boson and TGC measurements, assuming there is no correction to the Z -pole observables and the W mass, and also no fermion dipole interaction. $G_{\mu\nu}^A$, $W_{\mu\nu}^a$ and $B_{\mu\nu}$ are the field strength tensors for the SM $SU(3)_c$, $SU(2)_L$ and $U(1)_Y$ gauge fields, respectively. For O_{y_u} , O_{y_d} and O_{y_e} , only the contributions to the diagonal elements of the Yukawa matrices that corresponds to the top, charm, bottom, tau, and muon couplings are considered.

| | |
|--|--|
| $O_H = \frac{1}{2}(\partial_\mu H ^2)^2$ | $O_{GG} = g_s^2 H ^2 G_{\mu\nu}^A G^{A,\mu\nu}$ |
| $O_{WW} = g^2 H ^2 W_{\mu\nu}^a W^{a,\mu\nu}$ | $O_{y_u} = y_u H ^2 \bar{Q}_L \tilde{H} u_R + \text{h.c.}(u \rightarrow t, c)$ |
| $O_{BB} = g'^2 H ^2 B_{\mu\nu} B^{\mu\nu}$ | $O_{y_d} = y_d H ^2 \bar{Q}_L H d_R + \text{h.c.}(d \rightarrow b)$ |
| $O_{HW} = ig(D^\mu H)^\dagger \sigma^a (D^\nu H) W_{\mu\nu}^a$ | $O_{y_e} = y_e H ^2 \bar{L}_L H e_R + \text{h.c.}(e \rightarrow \tau, \mu)$ |
| $O_{HB} = ig'(D^\mu H)^\dagger (D^\nu H) B_{\mu\nu}$ | $O_{3W} = \frac{1}{3!} g\epsilon_{abc} W_\mu^{av} W_\nu^{bw} W^{\rho\mu}$ |

the precision of the Higgs boson couplings analogous to those in the κ -framework. In particular, δc_Z , $\bar{c}_{\gamma\gamma}$, $\bar{c}_{Z\gamma}$, $\bar{c}_{gg}^{\text{eff}}$ and $\delta y_{l,c,b,\tau,\mu}$ modifies the sizes of the SM Higgs boson couplings to ZZ , $\gamma\gamma$, $Z\gamma$, gg and fermions, respectively. c_{ZZ} and $c_{Z\Box}$ parametrize the anomalous HZZ couplings:

$$\mathcal{L} = \frac{H}{v} \left[c_{ZZ} \frac{g^2 + g'^2}{4} Z_{\mu\nu} Z^{\mu\nu} + c_{Z\Box} g^2 Z_\mu \partial_\nu Z^{\mu\nu} \right] + \dots, \quad (16)$$

which are not present in the SM at the leading order. The HWW couplings are written in terms of the parameters shown in Eq. 15 via gauge invariance and are not shown explicitly. For the three aTGC parameters, λ_Z is kept in Eq. 15, while $\delta g_{1,Z}$ and $\delta \kappa_\gamma$ are written in terms of the linear combinations of c_{ZZ} , $c_{Z\Box}$, $\bar{c}_{\gamma\gamma}$ and $\bar{c}_{Z\gamma}$. The exact definitions of the Higgs basis and the translation to the basis in Table 14 can be found in Ref. [71].

The estimated precision of all the Higgs boson rate measurements in Section 6 (Table 11), along with their correlations, are included as inputs to the EFT global analysis. In addition, the angular observables of the $e^+e^- \rightarrow ZH, Z \rightarrow \ell^+\ell^-$, $H \rightarrow b\bar{b}$ channel are included, following the studies in Refs. [66, 67]. This channel is almost background-free after the selection, with a signal selection efficiency of about 40%. For the TGC measurements, the results in Table 13 are used as inputs. The global χ^2 is obtained by summing over the χ^2 of all the measurements. Due to the high precision of the measurements, it is shown that for all observables, keeping only the linear terms of all EFT parameters gives a very good approximation [71]. This greatly simplifies the fitting procedure, as the total χ^2 can be written as

$$\chi^2 = \sum_{ij} (c - c_0)_i \sigma_{ij}^{-2} (c - c_0)_j, \text{ where } \sigma_{ij}^{-2} \equiv (\delta c_i \rho_{ij} \delta c_j)^{-1}, \quad (17)$$

where c_i 's are the EFT parameters, c_0 's are the corresponding central values which are zero by construction, as the measurements are assumed to be SM-like. The one-sigma uncertainties δc_i and the correlation matrix ρ can be obtained from $\sigma_{ij}^{-2} = \partial^2 \chi^2 / \partial c_i \partial c_j$.

For comparison, the sensitivities of the LHC 14 TeV with total luminosities of 300 fb^{-1} and 3000 fb^{-1} are also considered. These are combined with the diboson ($e^+e^- \rightarrow WW$) measurements at the LEP as well as the LHC 8 TeV Higgs boson measurements. For the LHC 14 TeV Higgs boson measurements, the projections by the ATLAS collaboration [10] are used, while the composition of each channel is obtained from Refs. [104-108]. The constraints from the LHC 8 TeV Higgs boson measurements and the diboson measurements at the LEP are obtained directly from Ref. [109]. While the LHC diboson measurements can potentially improve the constraints on aTGCs set by the LEP [64], they are not included in this analysis due to the potential issues related to the validity of the EFT [110, 111] and the assumption that the TGCs dominated by the non-anomalous terms [112].

The results of the 12-parameter fit at the CEPC are shown in Fig. 21 for the Higgs basis and Fig. 22 for the basis in Table 14. The results from the LHC Higgs boson measurements (both 300 fb^{-1} and 3000 fb^{-1}) combined with the LEP diboson measurements are shown in comparison. The results of the combination of the CEPC with the HL-LHC (3000 fb^{-1}) are also shown in addition to the ones from the CEPC alone. In Fig. 21, the results are shown in terms of the one-sigma precision of each parameter. The LHC results are shown with gray columns with 300 fb^{-1} (3000 fb^{-1}) in light (dark) bars, while the CEPC ones are shown with the red columns, with the CEPC-alone (combination with the HL-LHC) results

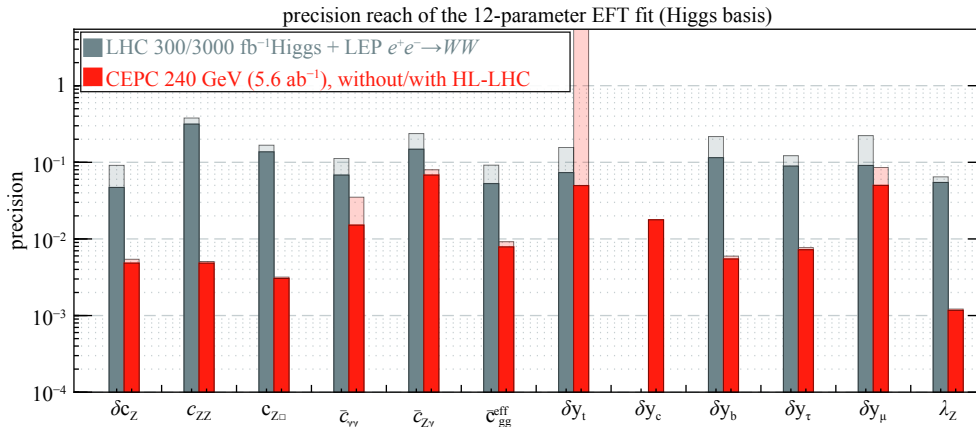


Fig. 21. (color online) One-sigma precision of the twelve parameters in the Higgs basis. The first column shows the results from the LHC Higgs boson measurements with 300 fb^{-1} (light gray bar) and 3000 fb^{-1} (dark gray bar) combined with the LEP diboson ($e^+e^- \rightarrow WW$) measurement. The second column shows the results from the CEPC with 5.6 ab^{-1} data collected at 240 GeV with unpolarized beam. The results from the CEPC alone are shown in light red bars, and the ones from a combination of the CEPC and the HL-LHC are shown in dark red bars. For the LHC fits, δy_c is fixed to zero.

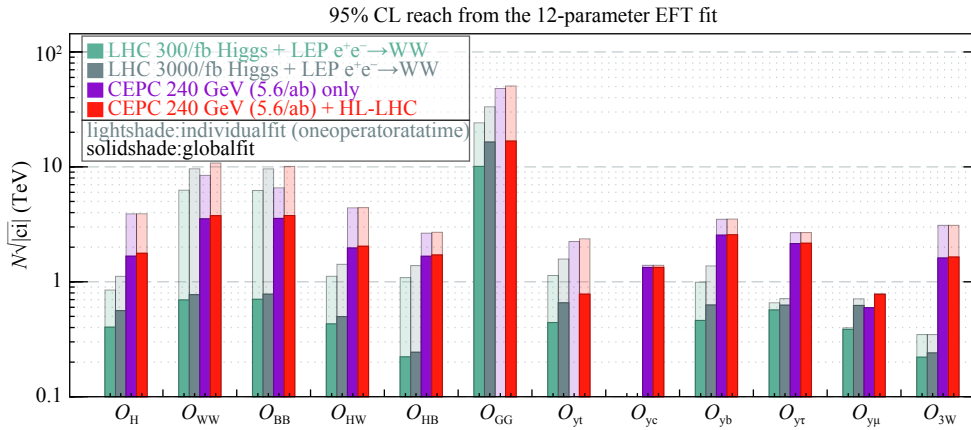


Fig. 22. (color online) The 95%, CL sensitivity to $\Lambda/\sqrt{|c_i|}$ for the operators in the basis defined in Table 14. The first two columns show the results from the LHC Higgs boson measurements with 300 fb^{-1} and 3000 fb^{-1} combined with the LEP diboson ($e^+e^- \rightarrow WW$) measurement. The last two columns show the results from the CEPC alone and the combination of the CEPC and the HL-LHC (3000 fb^{-1}). The results of the global fits are shown with dark colored bars. The results from individual fits (by switching on one operator at a time) are shown with light colored bars. For the LHC fits, δy_c is fixed to zero.

shown in light (dark) bars.

In Fig. 22, the results are presented in terms of the sensitivity to $\Lambda/\sqrt{|c_i|}$ at 95% CL for each operator as defined in Eq. (14), where Λ is the scale of new physics and c_i is the corresponding Wilson coefficient. Four columns are shown separately for the LHC 300 fb^{-1} , the HL-LHC 3000 fb^{-1} , the CEPC alone and the CEPC combined with the HL-LHC. The results of the global fits, i.e. simultaneous fits to the 12 parameters, are shown with dark colored bars. The results from individual fits are shown with light colored bars, which are obtained by switching on one operator at a time with the rest fixed to zero.

It is transparent from Fig. 21 that the CEPC can measure the Higgs boson couplings with precision that is one order of magnitude better than the LHC [10, 11]. For the parameters $\bar{c}_{\gamma\gamma}$, $\bar{c}_{Z\gamma}$ and δy_μ , the clean signal and small branching ratios of the corresponding channels ($H \rightarrow \gamma\gamma/Z\gamma/\mu\mu$) makes the HL-LHC precision comparable to the CEPC. The combination with the LHC measurements thus provides non-negligible improvements, especially for those parameters. It should be noted that, while δy_t modifies the Hgg vertex via the top-quark loop contribution, the CEPC alone cannot discriminate it from the Hgg contact interaction obtained from integrating out a heavy new particle in the loop. The parameter $\bar{c}_{gg}^{\text{eff}}$ absorbs both contributions and reflects the overall precision of the Hgg coupling. The combination with the LHC $t\bar{t}H$ measurements can resolve this flat direction. The CEPC measurements, in turn, can improve the constraint on δy_t set by the LHC by providing much better constraints on the other parameters that contribute to the $t\bar{t}H$ process. It should also be noted that the measurement of the charm Yukawa coupling is not reported in Ref. [10], while the projection of its constraint has a large variation among

different studies and can be much larger than one [113–118]. Therefore, δy_c is fixed to be zero for the LHC-only fits, as treating δy_c as an unconstrained free parameter generates a flat direction in the fit which makes the overall sensitivity much worse. The CEPC, on the other hand, provides excellent measurements of the charm Yukawa coupling and can constrain δy_c to about 2%.

Regarding the sensitivity to $\Lambda/\sqrt{|c_i|}$ in Fig. 22, it is also clear that the CEPC has a significantly better performance than the LHC. If the couplings are naïvely assumed to be of order one ($c_i \sim 1$), the Higgs boson measurements at the CEPC would be sensitive to new physics scales at several TeV. While the individual sensitivity to some of the operators at the LHC can be comparable to the CEPC (e.g., O_{WW} and O_{BB} from the measurement of $H \rightarrow \gamma\gamma$), the CEPC sensitivity is much more robust under a global framework. This is due to its comprehensive measurements of both the inclusive ZH cross section and the exclusive rates of many Higgs boson decay channels. Operators O_{GG} and O_{y_t} both contribute to the Hgg vertex. While the CEPC can provide strong constraints on either of them if the other is set to zero, they can only be constrained in a global fit if the $t\bar{t}H$ measurements at the LHC are also included. It is also important to note that the validity of EFT can be a potential issue for the LHC measurements [110]. Depending on the size of the couplings, the inferred bounds on the new physics scale Λ can be comparable with or even smaller than the energy scale probed by the LHC. The CEPC has a smaller center of mass energy and much better precision, which ensures the validity of EFT for most new physics scenarios.

In Table 15, the numerical results of the global fit are presented for the CEPC in terms of the one-sigma band of the 12 parameters and the correlations among them. The results assume an integrated luminosity of 5.6 ab^{-1} at 240

Table 15. The one-sigma uncertainties for the 12 parameters from the CEPC (240 GeV, $5.6ab^{-1}$) in the Higgs basis and the basis of dimension-six operators. For both cases, the upper (lower) row correspond to results without (with) the combination of the HL-LHC Higgs boson measurements. Note that, without the $t\bar{t}H$ measurements, δy_t can not be constrained in a global fit, thus c_{GG} and c_{y_t} can not be resolved.

| Higgs basis | | | | | | | | | | | |
|--|----------|-------------|--------------------------|---------------------|-----------------------------|--------------|--------------|--------------|-----------------|----------------|-------------|
| δc_Z | c_{ZZ} | $c_{Z\Box}$ | $\bar{c}_{\gamma\gamma}$ | $\bar{c}_{Z\gamma}$ | $\bar{c}_{gg}^{\text{eff}}$ | δy_t | δy_c | δy_b | δy_τ | δy_μ | λ_Z |
| 0.0054 | 0.0051 | 0.0032 | 0.035 | 0.080 | 0.0092 | – | 0.018 | 0.0060 | 0.0077 | 0.086 | 0.0012 |
| 0.0048 | 0.0048 | 0.0030 | 0.015 | 0.068 | 0.0079 | 0.050 | 0.018 | 0.0055 | 0.0072 | 0.050 | 0.0012 |
| $c_i/\Lambda^2 [\text{TeV}^{-2}]$ of dimension-six operators | | | | | | | | | | | |
| c_H | c_{WW} | c_{BB} | c_{HW} | c_{HB} | c_{GG} | c_{y_t} | c_{y_c} | c_{y_b} | c_{y_τ} | c_{y_μ} | c_{3W} |
| 0.18 | 0.040 | 0.040 | 0.13 | 0.18 | – | – | 0.28 | 0.077 | 0.11 | 1.4 | 0.19 |
| 0.16 | 0.035 | 0.035 | 0.12 | 0.17 | 0.0018 | 0.82 | 0.28 | 0.076 | 0.11 | 0.83 | 0.19 |

GeV with unpolarized beams, both without and with the combination with the HL-LHC (3000 fb^{-1}) Higgs boson measurements. With both the one-sigma bounds and the correlation matrix, the corresponding χ^2 can be reconstructed, which can be used to derive the constraints in any other EFT basis or any particular model that can be matched to the EFT. This offers a convenient way to study the sensitivity to new physics models, as detailed knowledge of the experimental measurements are not required.

In the EFT framework, it is explicitly assumed that the Higgs boson width is the sum of all partial widths of its SM decay channels. This is because the EFT expansion in Eq. (14) relies on the assumption that the new physics scale is sufficiently high, while any potential Higgs boson exotic decay necessarily introduces light BSM particles, thus in direct conflict with this assumption. One can nevertheless treat the Higgs boson total width as a free parameter in the EFT global fit and obtain an indirect constraint of it, as done in Ref. [72]. With this treatment, the CEPC can constrain the Higgs boson width to a precision of 1.7% (1.6% if combined with the HL-LHC). This result is significantly better than the one from the 10-parameter coupling fit in Table 12 (3.4%/2.6%). The improvement is mainly because the HWW and HZZ couplings are treated as being independent in the 10-parameter coupling fit, while in the EFT framework they are related to each other under gauge invariance and custodial symmetry. It should also be noted that the Higgs boson width determined using Eqs. (5) and (9) explicitly assumes that the HWW and HZZ couplings are independent of the energy scale. Such an assumption is not valid in the EFT framework with the inclusion of the anomalous couplings.

7.3 The Higgs boson self-coupling

The Higgs boson self-coupling is a critical parameter

governing the dynamics of the electroweak symmetry breaking. In the SM, the Higgs boson trilinear and quadrilinear couplings are fixed once the values of the electroweak vacuum expectation value and the Higgs boson mass are known. Any deviation from the SM prediction is thus clear evidence of new physics beyond the SM. The Higgs trilinear coupling is probed at the LHC by the measurement of the di-Higgs production. Current bounds on the Higgs trilinear coupling is at the $O(10)$ level, while the HL-LHC is expected to improve the precision to the level of $O(1)$ [119]. The prospects for extracting the Higgs boson quadrilinear coupling are much less promising, even for a 100 TeV hadron collider [120].

To measure the di-Higgs production at a lepton collider, a sufficiently large center of mass energy ($\gtrsim 400$ GeV) is required, which is likely to be achieved only at a linear collider. The CEPC, instead, can probe the Higgs boson trilinear coupling via its loop contributions to the single Higgs boson processes. This indirect approach, nevertheless, provides competitive sensitivity, since the loop suppression is compensated by the high precision of the Higgs boson measurements at the CEPC [121]. With a precision of 0.5% on the inclusive ZH cross section at 240 GeV, the Higgs boson trilinear coupling can be constrained to a precision of 35%, assuming all other Higgs boson couplings that contribute to $e^+e^- \rightarrow ZH$ are SM-like¹⁾. While this indirect bound is comparable to the direct ones at linear colliders, it relies on strong assumptions which are only applicable to some specific models.

A more robust approach is to include all possible deviations on the Higgs boson couplings simultaneously and constrain the Higgs boson trilinear coupling in a global fit. The EFT framework presented in Section 7.2 is ideal for such an analysis. Under this framework, the one-loop contributions of the trilinear Higgs boson coupling to all the relevant Higgs boson production and decay processes are included, following Ref. [74]. The new phys-

1) A better precision can be obtained by using, in addition, exclusive channels, such as $\sigma(ZH) \times \text{BR}(H \rightarrow b\bar{b})$. However, this will require an even stronger assumption, i.e. that all Higgs boson couplings contributing to the branching ratios are also SM-like except for the Higgs boson trilinear coupling.

ics effect is parametrized by the quantity $\delta\kappa_\lambda \equiv \kappa_\lambda - 1$, where κ_λ is the ratio of the Higgs boson trilinear coupling to its SM value,

$$\kappa_\lambda \equiv \frac{\lambda_3}{\lambda_3^{\text{sm}}}, \quad \lambda_3^{\text{sm}} = \frac{m_H^2}{2v^2}. \quad (18)$$

The global fit is performed simultaneously with $\delta\kappa_\lambda$ and all the 12 EFT parameters defined in Section 7.2. The results are presented in Table 16. The results for the HL-LHC are also shown, which were obtained in Ref. [122] under the same global framework. For the CEPC 240 GeV, the one-sigma bound on $\delta\kappa_\lambda$ is around ± 3 , significantly worse than the 35% in the $\delta\kappa_\lambda$ -only fit. This is a clear indication that it is difficult to resolve the effects of $\delta\kappa_\lambda$ from other Higgs boson couplings. For the HL-LHC, the reach on $\delta\kappa_\lambda$ is still dominated by di-Higgs production. However, as a result of the destructive interferences among diagrams, di-Higgs production at the LHC cannot constrain $\delta\kappa_\lambda$ very well on its positive side, even with the use of differential observables [123]. The combination of the HL-LHC and the CEPC 240 GeV thus provides a non-trivial improvement to the HL-LHC result alone, in particular for the two-sigma bound on the positive side, which is improved from +6.1 to +2.7. This is illustrated in Fig. 23, which plots the profiled χ^2 as a function of $\delta\kappa_\lambda$ for the two colliders.

7.4 Higgs boson and top-quark couplings

Interactions of the Higgs boson with the top quark are

Table 16. The $\Delta\chi^2 = 1$ (one-sigma) and $\Delta\chi^2 = 4$ (two-sigma) bounds of $\delta\kappa_\lambda$ for various scenarios, obtained in a global fit by profiling over all other EFT parameters.

| bounds on $\delta\kappa_\lambda$ | $\Delta\chi^2 = 1$ | $\Delta\chi^2 = 4$ |
|--------------------------------------|--------------------|--------------------|
| CEPC 240 GeV (5.6 ab ⁻¹) | [-3.0, +3.1] | [-5.9, +6.2] |
| HL-LHC | [-0.9, +1.3] | [-1.7, +6.1] |
| HL-LHC+CEPC 240 GeV | [-0.8, +1.0] | [-1.5, +2.7] |

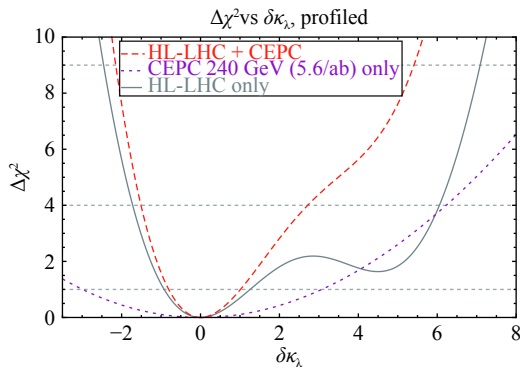


Fig. 23. (color online) Chi-square as a function of $\delta\kappa_\lambda$ after profiling over all other EFT parameters for the HL-LHC, the CEPC and their combination. The results for the HL-LHC are obtained from Ref. [122].

widely viewed as a window to new physics beyond the SM. The CEPC potential on the interactions between the Higgs boson and the top quark can be evaluated [77, 124-128] by parametrizing these interactions in terms of dimension-six gauge-invariant operators [129, 130]. This EFT basis enlarges the Higgs basis EFT considered above. Moreover, the CP violation effects in the third generation Yukawa couplings are reflected in the imaginary parts of the Wilson coefficients of operators O_{y_t} and O_{y_b} ,

$$\Delta y_t = y_t^{\text{SM}} \left(\Re[C_{y_t}] \frac{v^3}{2m_t \Lambda^2} + i \Im[C_{y_t}] \frac{v^3}{2m_t \Lambda^2} \right), \quad (19)$$

$$\Delta y_b = y_b^{\text{SM}} \left(\Re[C_{y_b}] \frac{v^3}{2m_b \Lambda^2} + i \Im[C_{y_b}] \frac{v^3}{2m_b \Lambda^2} \right). \quad (20)$$

In this section, the effect of introducing CP phases in the Yukawa operators in Higgs boson physics is discussed. For more detailed discussion on a complete set of Higgs boson and Top quark operators, see Ref. [124]. The dominant sources of constraints are from $H \rightarrow \gamma\gamma$ and $H \rightarrow gg$ for O_{y_t} , and $H \rightarrow gg$ and $H \rightarrow b\bar{b}$ for O_{y_b} . Given that $H \rightarrow gg$ measurements are sensitive to both operators, a joint analysis of O_{y_t} and O_{y_b} will yield a significantly different result comparing to individual operator analysis. A joint analysis for these two operators in terms of Yukawa coupling strengths and the associated CP phases is performed at the CEPC. The important physics cases for such considerations are highlighted.

Constraints on the top-quark and bottom-quark Yukawa couplings, including their CP phases, are presented, respectively, in the left and right panels of Fig. 24, respectively. The 68% and 95% CL exclusion bands are shown in dashed and solid lines. The limits for the CEPC are shown in bright black and magenta lines for individual operator analysis and the bright green and yellow shaded regions representing the allowed parameter space at 68% and 95% CL, respectively. The dimmed thick black curves represent the results after turning on both operators O_{tH} and O_{bH} at the same time, using a profile-likelihood method profiling over other parameters. Furthermore, in the left panel the cyan band represents constraints from the HL-LHC $t\bar{t}H$ measurements, red bands are constraints from the CEPC $H \rightarrow gg$ measurements and blue bands are constraints from the CEPC $H \rightarrow \gamma\gamma$ measurements. Similarly, in the right panel, the cyan bands are constraints from $H \rightarrow b\bar{b}$ and the red bands are constraints from $H \rightarrow gg$ at the CEPC.

The left panel of Fig. 24 shows that the expected sensitivity on the modification in the magnitude of top-quark Yukawa coupling is around $\pm 3\%$ for the single operator analysis. This is relaxed to $[-9.5\%, +3\%]$ assuming zero CP phase for the top-quark Yukawa coupling and allowing the bottom-quark Yukawa coupling and its phase to vary freely. The phase of the top-quark Yukawa coup-

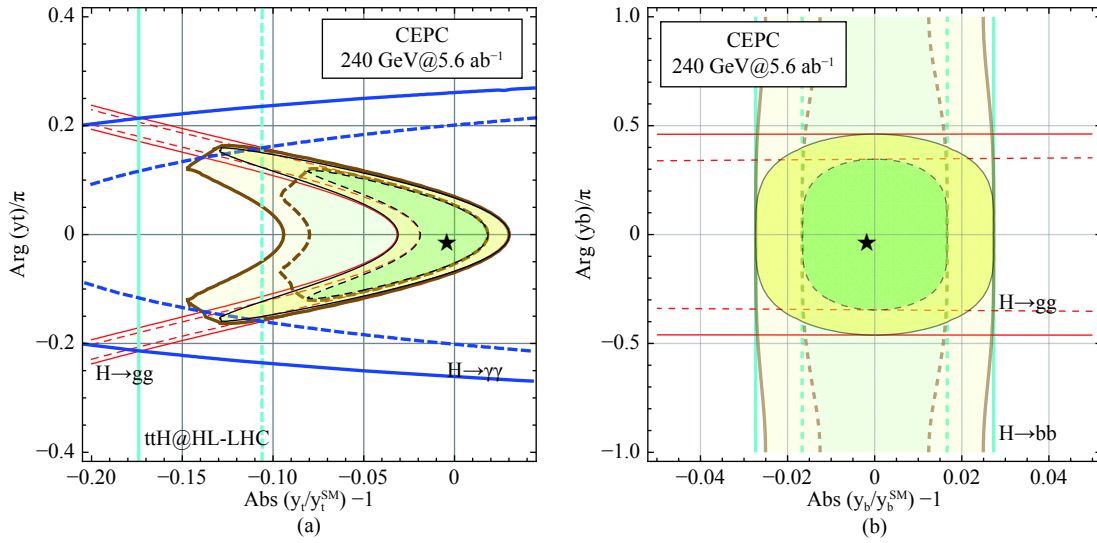


Fig. 24. (color online) Results for analysis on C_{y_t} and C_{y_b} in the projected allowed regions for modification to the top-quark and bottom-quark Yukawa coupling magnitude and CP phase at 68% and 95% CL. The combined results for the CEPC are shown in black curves. The source of individual constraints for the single operator analysis are labeled correspondingly. For a joint analysis of simultaneous appearance of both O_{y_t} and O_{y_b} operators, the results for the CEPC are shown in the enlarged yellow (95% CL) and green regions (68% CL) with thick brown boundary lines.

ling can be constrained to $\pm 0.16\pi$. This constraint is driven by the $H \rightarrow \gamma\gamma$ measurement, where a sizable phase shift will enlarge the $H \rightarrow \gamma\gamma$ decay rate via reducing the interference with the SM W boson loop. The constraint on the magnitude of the top-quark Yukawa coupling is driven by the $H \rightarrow gg$ measurement which is dominated by the top-quark loop contribution. Note that constraints from the $H \rightarrow gg$ measurement are not constant with respect to the Yukawa coupling magnitude. This is due to the different sizes of the top-quark loop contribution to Hgg through scalar and pseudoscalar couplings. Similarly, as shown in the right panel of Fig. 24 for the bottom-quark Yukawa coupling, the constraint for the magnitude is $\pm 2.5\%$. For the CP phase, the constraint changes from $\pm 0.47\pi$ to zero when the top-quark Yukawa coupling is left free.

8 Higgs boson CP test and exotic decays

In addition to the studies based on the simulation of the CEPC baseline conceptual detector, the sensitivity of tests on Higgs boson spin/ CP properties and in constraining branching ratios of Higgs boson exotic decays are also estimated. These estimates are based on previously published phenomenological studies and are summarized in this section.

8.1 Tests of Higgs boson spin/ CP property

The CP properties of the Higgs boson and, more generally, its anomalous couplings to gauge bosons in the presence of BSM physics, can be measured at the CEPC

using the $e^+e^- (\rightarrow Z^*) \rightarrow ZH \rightarrow \mu^+\mu^-b\bar{b}$ process. It is convenient to express the effects of the anomalous couplings in terms of the fractions of events from the anomalous contribution relative to the SM predictions. These fractions are invariant under the independent rescalings of all couplings, see Refs. [131–133].

Two of the anomalous HZZ coupling measurements are of particular interest at the CEPC: the fraction of the high-order CP -even contribution due to either SM contribution or new physics, f_{a2} , and the fraction of a CP -odd contribution due to new physics, f_{a3} . The following two types of observables can be used to measure these anomalous couplings of the Higgs bosons.

1) The dependence of the $e^+e^- \rightarrow Z^* \rightarrow ZH$ cross section on \sqrt{s} is different for different CP property of the Higgs boson [133]. Therefore, measurements of the cross section at several different energies will yield useful information about anomalous HZZ couplings. However this has non-trivial implications to the accelerator design and is not included in this study as a single value of \sqrt{s} is assumed for the CEPC operating as a Higgs boson factory.

2) Angular distributions, $\cos\theta_1$ or $\cos\theta_2$ and Φ as defined in Fig. 25. These angles are also sensitive to interference between CP -even and CP -odd couplings. In particular forward-backward asymmetry with respect to $\cos\theta_1$ or $\cos\theta_2$ and non-trivial phase in the Φ distributions can lead to an unambiguous interpretation of CP violation.

To estimate the sensitivity on the anomalous couplings, a maximum likelihood fit [133] is performed to quantify the compatibility of the observed angular distri-

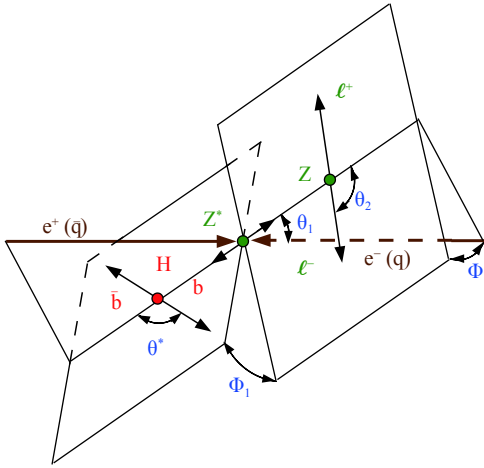


Fig. 25. (color online) The Higgs boson production and decay angles for the $e^+e^- \rightarrow Z^* \rightarrow ZH \rightarrow \mu^+\mu^-b\bar{b}$ process [133].

contributions to the theory predictions, including both signal and background processes. In this likelihood fit, the signal probability density functions are taken from analytical predictions that are validated using a dedicated MC program, the JHU generator [131, 132], which incorporates all the anomalous couplings, spin correlations, the interference of all contributing amplitudes. The background probability density function is modeled using simulation based on $e^+e^- \rightarrow ZZ \rightarrow \ell^+\ell^-b\bar{b}$ process in MadGraph [134].

Several thousand statistically independent pseudo-experiments are generated and fitted to estimate the sensitivity to f_{a2} and f_{a3} , defined as the smallest values that can be measured with 3σ away from 0. All other parameters in the fit, including the number of expected signal and background events, are fixed. The expected sensitivity of 3σ discovery is estimated to be 0.018 for f_{a2} and 0.007 for f_{a3} . Figure 26(a,b) show the distributions of the fitted values of f_{a2} and f_{a3} from the pseudo-experiments expected

for $f_{a2} = 0.018$ and $f_{a3} = 0.008$, respectively. A simultaneous fit of f_{a2} and f_{a3} is also performed with the 68% and 95% CL contours shown in Fig. 26(c).

The sensitivities for f_{a2} and f_{a3} are then converted to the corresponding parameters defined for the on-shell $H \rightarrow ZZ^*$ decays, f_{a2}^{dec} and f_{a3}^{dec} , in order to compare with the sensitivities from the LHC experiments as described in Ref. [133]. The corresponding sensitivities of f_{a2}^{dec} and f_{a3}^{dec} are 2×10^{-4} and 1.3×10^{-4} , respectively. The much smaller values in the $f_{a2, a3}^{\text{dec}}$ are due to the much larger m_Z^2 in the $e^+e^- \rightarrow Z^* \rightarrow ZH$ process compared to the value from the Higgs boson decays.

Compared to the ultimate sensitivity of HL-LHC as shown in Ref. [133], the sensitivities in the f_{a2} and f_{a3} at the CEPC are better by a factor of 300 and 3. Further improvements can be achieved by exploring kinematics in the $H \rightarrow b\bar{b}$ decays, including other Z decay final states, and combining with the overall cross-section dependence of the signal as obtained by a threshold scan in \sqrt{s} .

8.2 Higgs boson exotic decays

The Higgs boson can be an important portal to new BSM physics. Such new physics could manifest itself through the exotic decays of the Higgs boson if some of the degrees of freedom are light. The Higgs boson BSM decays have a rich variety of possibilities. The two-body decays of the Higgs boson into BSM particles, $H \rightarrow X_1X_2$, where the BSM particles X_i are allowed to subsequently decay, are considered here. These decay modes are classified into four cases, schematically shown in Fig. 27. These processes are well-motivated by BSM models such as singlet extensions of the SM, two-Higgs-doublet-models, SUSY models, Higgs portals, gauge extensions of the SM, and so on [48, 135, 136]. In this study, only prompt decays of the BSM particles are considered. For the Higgs boson decaying into long-lived particles, novel

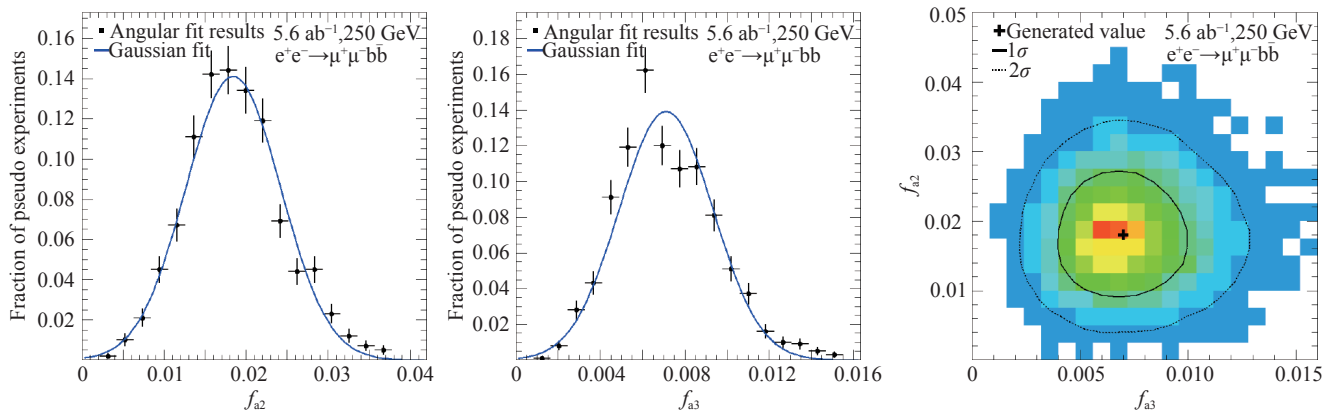


Fig. 26. (color online) Distribution of fitted values of f_{a2} and f_{a3} in a large number of pseudo-experiments. In the left and middle plots, only the parameter shown is floated. Other parameters are fixed to their SM values. Right plot: simultaneous fit of non-zero f_{a2} and f_{a3} , with 68% and 95% confidence level contours shown.

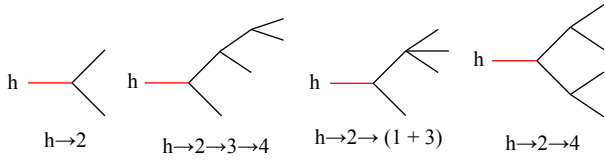


Fig. 27. (color online) The topologies of exotic decays of the Higgs boson.

search strategies have to be developed in the future, using also the latest advances in the detector development [137].

For the CEPC running at 240 GeV, the most important Higgs boson production mechanism is the $e^+e^- \rightarrow ZH$ production. The Z boson with visible decays enables the Higgs boson tagging using the “recoil mass” technique as described in Section 4. A cut around the peak of the recoil mass spectrum would remove the majority of the SM background. Further selection and tagging on the Higgs boson decay products can ensure that the major background would be from the SM decays of the Higgs bosons. The details of these analysis can be found in Ref. [136].

The set of Higgs boson exotic decays with their projected LHC constraints and limits from the CEPC with an integrated luminosity of $5.6ab^{-1}$ are summarized in Table 17. For the LHC constraints, both the current limits and projected limits on these exotic decay channels from various references are tabulated. The comparison are performed for particular benchmark points to demonstrate the qualitative difference between the (HL-)LHC and CEPC.

A selection of results for channels, which are hard to be constrained at the LHC, is shown in Table 17 and Fig. 28. The red bars in the figure correspond to the results using the leptonic Z boson decays that are produced in association with the Higgs bosons. The hadronic decaying Z -boson provides around ten times more statistics and hence further inclusion will improve the results significantly. Based upon the study of the Higgs bosons decaying into WW^* , ZZ^* and invisible particles, hadronic decaying Z bosons are conservatively assumed to provide the same upper limits as the leptonic Z boson decays and, hence, improve the limits by around 40% when combined. This extrapolated results are shown in yellow bars.

In comparison with the HL-LHC, the improvement on the Higgs boson exotic decay branching ratios is significant, varying from one to four orders of magnitude for the channels considered. For the Higgs boson exotic decays into hadronic final states plus missing energy, $b\bar{b} + \cancel{E}_T$, $jj + \cancel{E}_T$ and $\tau^+\tau^- + \cancel{E}_T$, the CEPC improves the HL-LHC sensitivity by three to four orders of magnitude. These significant improvements benefit from the low QCD background and the Higgs boson tagging from the recoil mass reconstruction at the CEPC. Final states with

Table 17. The current and projected limits on the Higgs boson exotic decay modes for the (HL-)LHC and the CEPC with an integrated luminosity of $5.6ab^{-1}$, based on the results from Ref. [136]. The second column shows the current LHC results and the projections for 100 fb^{-1} (in parentheses) and 300 fb^{-1} (in square brackets). The available projections for the HL-LHC are listed in the third column. Pairs of objects in parentheses indicate that they are decay products of intermediate resonances, e.g. $(b\bar{b}) + \cancel{E}_T$ stands for $X + \cancel{E}_T \rightarrow (b\bar{b}) + \cancel{E}_T$ where X is an intermediate resonance.

| decay mode | 95% C.L. limit on BR | | |
|---------------------------------|----------------------|--------------------|--------------------|
| | LHC | HL-LHC | CEPC |
| \cancel{E}_T | 0.23 | 0.056 | 0.0030 |
| $(b\bar{b}) + \cancel{E}_T$ | [0.2] | – | 1×10^{-4} |
| $(jj) + \cancel{E}_T$ | – | – | 4×10^{-4} |
| $(\tau^+\tau^-) + \cancel{E}_T$ | [1] | – | 8×10^{-5} |
| $b\bar{b} + \cancel{E}_T$ | [0.2] | – | 2×10^{-4} |
| $jj + \cancel{E}_T$ | – | – | 5×10^{-4} |
| $\tau^+\tau^- + \cancel{E}_T$ | – | – | 8×10^{-5} |
| $(b\bar{b})(b\bar{b})$ | 1.7 (0.2) | – | 6×10^{-4} |
| $(c\bar{c})(c\bar{c})$ | (0.2) | – | 8×10^{-4} |
| $(jj)(jj)$ | [0.1] | – | 2×10^{-3} |
| $(b\bar{b})(\tau^+\tau^-)$ | 0.1 [0.15] | – | 4×10^{-4} |
| $(\tau^+\tau^-)(\tau^+\tau^-)$ | 1.2 [0.2~0.4] | – | 2×10^{-4} |
| $(jj)(\gamma\gamma)$ | [0.01] | – | 1×10^{-4} |
| $(\gamma\gamma)(\gamma\gamma)$ | 7×10^{-3} | 4×10^{-4} | 8×10^{-5} |

leptons and photons have smaller QCD background at the LHC and therefore the improvements from the CEPC are limited for these final states.

9 Implications

In this section, we briefly discuss the most important physics implications of the Higgs boson measurements at the CEPC. The measurements of the Higgs boson properties are essential to the understanding of the nature of electroweak symmetry breaking, which remains to be a central and open question. In the SM, it is parametrized by the so-called “Mexican Hat” Higgs potential,

$$V(H) = -\frac{1}{2}\mu^2|H|^2 + \frac{\lambda}{4}|H|^4, \quad (21)$$

with the vacuum expectation value (VEV) of the Higgs field spontaneously breaking the $SU(2)_L \times U(1)_Y$ gauge symmetry down to $U(1)_{em}$, and generating masses for the W and Z bosons. With the measurements of the Fermi constant (from muon decay) and the Higgs boson mass, the two parameters in Eq. (21), μ^2 and λ , are determined to a very good precision, and thus the SM Higgs potential is fully determined. However, we would like to em-

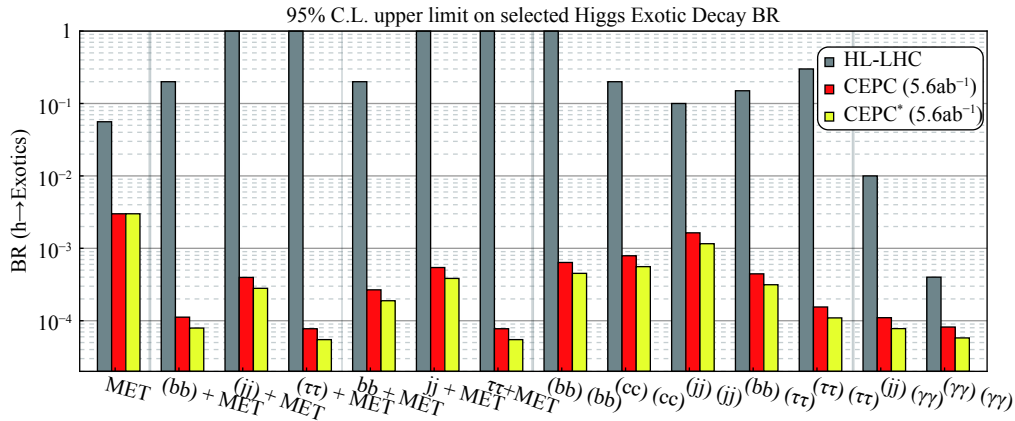


Fig. 28. (color online) The 95% C.L. upper limits on selected Higgs boson exotic decay branching ratios at the HL-LHC and the CEPC, based on Ref. [136]. The benchmark parameter choices are the same as in Table 17. The red bars correspond to the results using leptonically decaying spectator Z-boson alone. The yellow bars further include extrapolation with the inclusion of the hadronically decaying Z-bosons. Several vertical lines are drawn in this figure to divide different types of Higgs boson exotic decays.

phasize that this simplicity is somewhat misleading, as our knowledge of the electroweak symmetry breaking is far from complete. First of all, even though the values of these parameters can be fixed by the experimental measurement, the SM does not contain an explanation of their sizes, and in particular why the electroweak scale appears to be many orders of magnitude smaller than the Planck scale. Furthermore, the Mexican Hat potential as well as the SM itself are based on assumptions, which need to be explicitly tested by experiments before they are established to be correct. In this section, we will focus on the potential of using the precision measurements of Higgs boson properties at the CEPC to address these important questions.

9.1 Naturalness of the electroweak scale

An important question associated with the electroweak symmetry breaking is naturalness. It arises from the need to explain the presence of the weak scale $\Lambda_{\text{weak}} \sim 10^2$ GeV in terms of a more fundamental theory. New physics is necessarily involved in such a theory. The SM by itself cannot answer this question, however, there are many new physics models with the potential to provide an answer. However, a key question for any model of electroweak symmetry breaking, regardless of the model details, is what the scale of new physics is. For instance, if the new physics is the quantum gravity scale, $M_{\text{Planck}} = 10^{19}$ GeV, then an immediate question is how to explain the 17 orders of magnitude difference between it and the electroweak scale. This is often denoted as the naturalness/hierarchy/fine-tuning problem. More generally, the weak scale in any such model can be expressed using dimensional analysis as

$$\Lambda_{\text{weak}}^2 \sim c_1 M_1^2 + c_2 M_2^2 + \dots, \quad (22)$$

where $M_i \sim M_{\text{NP}}$ are the scale of new physics. They are

typically the masses of the new physics particles. The c_i are numerical coefficients that depend on the details of the model. However, we do not expect them to be very different from order one. Therefore, a large and precise cancellation is needed if $M_{\text{NP}} \gg \Lambda_{\text{EW}}$, with the level of tuning proportional to M_{NP}^2 . The discovery of the spin-zero Higgs boson deepens this mystery. While it is possible to generate a large cancellation by imposing symmetries instead of tuning – one well-known example is the chiral symmetry which protects the masses of the light fermions from receiving large quantum corrections – there is no obvious symmetry that protects the mass of the Higgs boson if it is an elementary scalar particle. To avoid an excessive amount of fine tuning in the theory, the new physics cannot be too heavy, and should preferably be below the TeV scale. This is the main argument for TeV new physics based on naturalness.

Searching for new physics which leads to a natural electroweak symmetry breaking has been and will continue to be a main part of the physics program at the LHC. Looking for signals from the direct production of the new physics particles, the LHC will probe the new physics scale up to a few TeV. At the same time, as we will show below, the precision measurements at the CEPC can provide competitive sensitivity reach, and has the potential of probing significant higher new physics scales for many scenarios. In addition, the reach of the LHC searches has a strong dependence on the production and decay modes of the new physics particles. The measurements at the CEPC thus provides crucial complementary information and can probe scenarios that are difficult at the LHC. Indeed, the precision measurement of the Higgs boson couplings offers a very robust way of probing new physics related to electroweak symmetry breaking. Any such new physics would necessarily contain particles with sizable couplings to the Higgs boson, which leave

their imprints in the Higgs boson couplings. Such a model independent handle is of crucial importance, given the possibility that the new physics could simply be missed by the LHC searches designed based on our wrong expectations.

In the following, we demonstrate the sensitivity potential to new physics in several broad classes of models, which can address the naturalness of the electroweak symmetry breaking.

One obvious idea is that the Higgs boson is a composite particle instead of an elementary one. After all, many composite light scalars already exist in nature, such as the QCD mesons. The composite Higgs boson can thus be regarded as a close analogy of the QCD mesons. A light Higgs boson can be naturally obtained if it is implemented as a pseudo-Nambu-Goldstone boson with new dynamics at scale f . Its physics can be described by a chiral Lagrangian similar to that of the low energy QCD. The explicit breaking comes from the couplings which are responsible for the SM fermion masses, and the SM gauge couplings. In this case, the Higgs boson would not unitarize the WW scattering amplitude completely, and its coupling to W and Z will be shifted approximately by

$$\delta\kappa_W, \delta\kappa_Z \sim \mathcal{O}\left(\frac{v^2}{f^2}\right). \quad (23)$$

Therefore, the measurement of κ_Z provides a strong and robust constraint on f . Taking the results of the 10-parameter fit in Table 12, a precision of 0.21% on κ_Z implies that values of f below 2.7 TeV are excluded at 95% CL. For specific models, an even stronger bound on f , up to around 5 TeV, can be obtained by exploiting also its contributions to other Higgs boson couplings [139]. The masses of the composite resonances are given by $m_\rho \sim g_\rho f$, where g_ρ is the coupling of the new strong in-

teraction, with a size typically much larger than one. This indicates that the CEPC has the potential to probe composite resonance scales much above 10 TeV, which is far beyond the reach of the LHC direct searches. The Higgs boson measurements at the CEPC thus provides a strong and robust test of the idea of naturalness in the composite Higgs boson models. The detailed exclusion regions from the CEPC and the LHC are shown in Fig. 29, in terms of resonance mass m_ρ , coupling parameter g_ρ and mixing parameter $\xi \equiv v^2/f^2$.

Due to the large Higgs boson coupling to the top quark, arguably the most important particle in addressing the naturalness problem is the top-quark partner. For example, in supersymmetric models (SUSY), the particle mainly responsible for stabilizing the electroweak scale is the scalar top, \tilde{t} (stop). The presence of stop will modify the Higgs boson couplings via a loop contribution, which is most notable for the Hgg and $H\gamma\gamma$ couplings since they are also generated at the one-loop level in the SM. The dominant effect is on the Hgg coupling,

$$\kappa_g - 1 \simeq \frac{m_t^2}{4m_{\tilde{t}}^2}. \quad (24)$$

The measurement of κ_g at the CEPC, up to 1% accuracy, will allow us to probe stop mass up to 900 GeV [140, 141]. The situation is also very similar for non-SUSY models with fermionic top-quark partners, with the bounds on the top-quark partner mass being even stronger than the stop one [141]. The more detailed exclusion region in the top-quark partner parameter space is presented in Fig. 30 for both scenarios.

This gives us another important handle to test the idea of naturalness. We note that, in favorable cases, the search of stop at the LHC run 2 can set a stronger limit on the stop mass. However, this limit depends strongly on

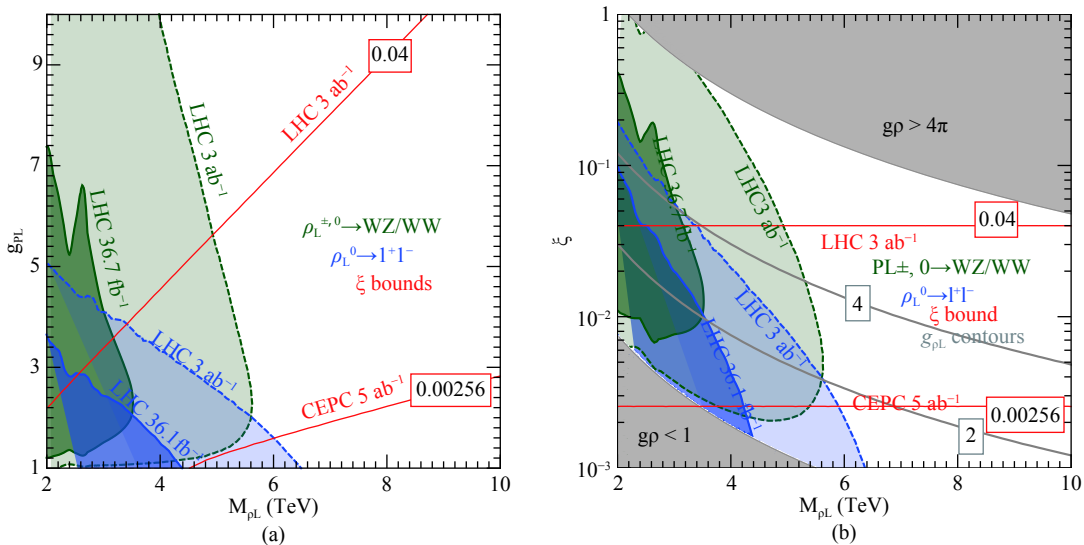


Fig. 29. (color online) Limits on the composite Higgs boson model from both direct searches at the LHC and precision measurement at the CEPC. The figures are updated versions of the ones presented in Ref. [138].

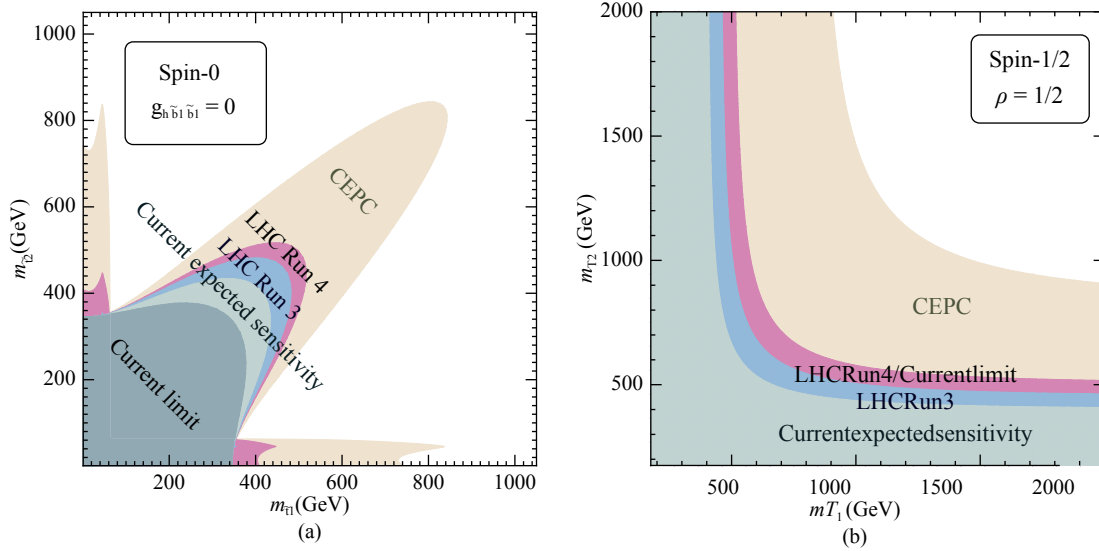


Fig. 30. (color online) 95% CL Limits on the stop (a) and fermionic top-quark partner (b) from Higgs boson coupling measurements at various current and future collider scenarios, including the CEPC. This figure is reproduced from Ref. [141].

the assumption of the mass spectrum of the other superpartners, as well as the relevant decay modes of the stop. As a result, there will still be significant gaps remaining in the parameter space after the upcoming runs of the LHC, and even very light stops cannot be completely excluded. On the other hand, the measurement of the Hgg coupling offers a complementary way of probing the stop that is independent of the decay modes of the stop.

It is also possible that the top-quark partner does not have the same SM gauge quantum numbers as the top quark. A particularly interesting possibility is that the top-quark partner is a SM singlet. In such scenarios, it is very difficult to search for the top-quark partner at the LHC. It is nontrivial to construct models with SM-singlet top-quark partners that resolve the fine-tuning problem of the electroweak scale [142, 143]. Nevertheless, they offer an extreme example that new physics with a scale of a few hundred GeVs could still be alive after the current and future LHC runs. However, as mentioned earlier, any model that addresses the electroweak naturalness problem would inevitably contain sizable couplings to the Higgs boson. The Higgs boson coupling measurements at the CEPC thus offer an ideal way of testing this type of models, which is very important for making robust arguments on the naturalness problem. As an example, we consider a scalar top-quark partner ϕ_t with its only interaction to the SM fields given by $H^\dagger H \phi_t^\dagger \phi_t$ [65, 144]. This interaction contributes to the Higgs propagator at one-loop level, and induces a universal shift to all Higgs boson couplings. The precise measurement of the inclusive ZH cross section imposes a strong constraint on κ_Z and provides the best constraint on the mass of the top-quark partner, m_ϕ . As we can see from the left panel of Fig. 31, the CEPC will be able to probe m_ϕ up to around 700 GeV, giving an

non-trivial test of naturalness even in this very difficult scenario. A more concrete model is the so-called ‘‘folded SUSY’’ [143], in which the top-quark partners are scalars analogous to the stops in SUSY. The projected constraints in the folded stop mass plane is shown on in the right panel of Fig. 31, which are at least around 350 GeV for both stops.

9.2 Electroweak phase transition

The measurement of the properties of the Higgs boson at the LHC has been consistent with the SM so far. At the same time, the nature of the electroweak phase transition remains unknown. While we have a very good knowledge of the sizes of the electroweak VEV and the Higgs boson mass, they only allow to probe a small region of the Higgs potential near the minimum, whereas the global picture of the potential is largely undetermined. This is shown schematically in Fig. 32.

The remaining region of the Higgs potential is difficult to probe, even with an upgraded LHC. Meanwhile, it has important consequences on the early universe cosmology and the understanding of our observable world. For example, it is crucial in determining whether the electroweak phase transition is of first or second order. The nature of the electroweak phase transition can also be relevant for the matter anti-matter asymmetry in the Universe, as a large class of models of baryogenesis rely on a first order electroweak phase transition. The CEPC has the capability of probing many of these models and potentially revealing the nature of the electroweak phase transition and the origin of baryogenesis.

It is well known that with a minimal Higgs potential and the SM Higgs sector, the electroweak phase transition is of second order [145]. New physics with sizable

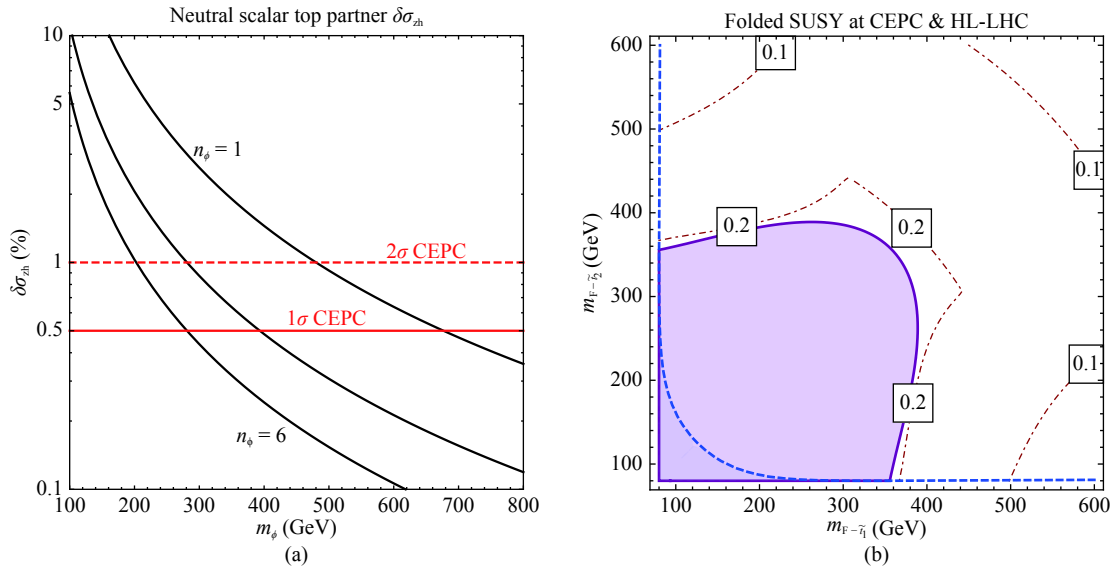


Fig. 31. (color online) (a) The fractional deviation of σ_{ZH} at the Higgs factory in the scalar singlet top-quark partner model with the $H^\dagger H \phi_i^\dagger \phi_i$ interaction, reproduced from Ref. [144]. (b) Projected constraints in the folded stop mass plane from the $H\gamma\gamma$ coupling measurements at HL-LHC and CEPC, reproduced from Ref. [140]. The dot-dashed red contours indicates the fine-tuning in the Higgs boson mass from the quadratic sensitivity to stop soft terms.

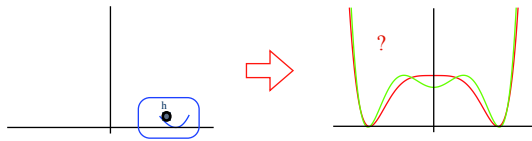


Fig. 32. (color online) A schematic drawing illustrating the question of the nature of the electroweak phase transition. Left: Our current knowledge of the Higgs potential. Right: Based on our current knowledge, we could not distinguish the SM Mexican Hat potential from an alternative one with more wiggles.

couplings to the Higgs boson are needed to make the phase transition a first order one. The measurement of the triple Higgs boson coupling offers an ideal testing ground for these new physics models. Being the third derivative, it carries more information about the global shape of the Higgs potential than the mass. It can also be determined to a reasonable precision at the future colliders, unlike the quartic Higgs boson coupling. Indeed, most models with first order electroweak phase transition predict a triple Higgs boson coupling with large deviations from the SM prediction. This is demonstrated with a simple example in Fig. 33, which shows the deviation in the triple Higgs boson coupling for a generic singlet model. For the model points that produces a first order phase transition, the value of triple Higgs boson coupling indeed covers a wide range and can be different from the SM prediction by up to 100%.

The CEPC could probe the triple Higgs boson coupling via its loop contributions to single Higgs boson processes. As pointed out in Section 7.3, it will have a lim-

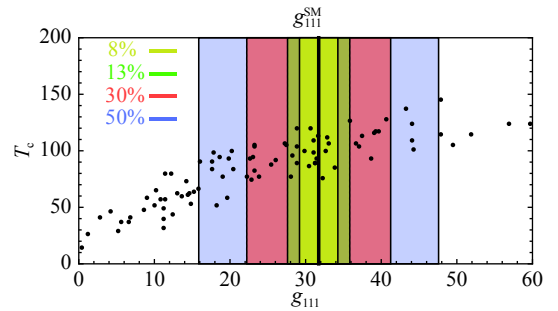


Fig. 33. (color online) The deviation in the triple Higgs boson coupling in a generic singlet model that could produce first order electroweak phase transition, reproduced from Ref. [146]. Black dots are points where the phase transition is of first order. The parameter g_{111} is the triple Higgs boson coupling.

ited reach to the most general scenario in which all Higgs boson couplings are allowed to deviate from their SM values. An additional run at 350 GeV will help to improve the sensitivity, while a direct measurement using di-Higgs production would have to wait for a future proton-proton collider, or a lepton collider running at much higher energies. However, it should be noted that the model independent approach in Section 7.3 makes no assumption on any possible connection between the triple Higgs boson coupling and other couplings. In practice, to induce large deviation in triple Higgs boson coupling requires the new physics to be close to the weak scale, while the presence of such new physics will most likely induce deviations in other Higgs boson couplings as well, such as the couplings to the electroweak gauge bosons.

Without some symmetry or fine tuning, both deviations are expected to come in at the order of v^2/M_{NP}^2 . Such deviations can be probed very well at lepton colliders.

We will now demonstrate this in the context of models. Instead of a comprehensive survey, we will focus here on some of the simplest possibilities which are also difficult to probe. The minimal model that has been well studied in this class introduces an additional singlet scalar which couples to the Higgs boson [146-151]. The general potential of the Higgs boson and the new scalar S is

$$V(H, S) = \frac{1}{2}\mu^2|H|^2 + \frac{\lambda}{4}|H|^4 + m_S^2 S^2 + \tilde{a}S|H|^2 + \tilde{\kappa}S^2|H|^2 + \tilde{b}S^3 + \lambda_S S^4. \quad (25)$$

After integrating out the singlet, it will generate an $|H|^6$ interaction (shown in panel (a) in Fig. 34), which, after electroweak symmetry breaking, leads to a modification of the triple Higgs boson coupling on the order of v^2/m_S^2 . At the same time, it will also generate the operator $|H^\dagger \partial H|^2$. This leads to a wave function renormalization, which gives rise to universal shift of the Higgs boson couplings. In particular, the modification of the HZZ coupling is also of order $\sim v^2/m_S^2$. We thus expect κ_Z , which is constrained within 0.25% even with the inclusive ZH measurement alone, to provide the best constraining power on this model. This is explicitly verified with a scan in the model parameter space, shown in Fig. 35. The model points with a first order phase transition are projected on the plane of the HZZ and triple Higgs boson couplings. Indeed, for model points with a large deviation in the triple Higgs boson coupling, a sizable deviation in the HZZ coupling is also present. In this model, constraining power of the HZZ coupling measurement at CEPC is almost the same as the triple Higgs boson coupling measurement at a future 100 TeV hadron collider. A more detailed view of the parameter space of the real singlet model is presented in Fig. 36. In addition to the deviations in $\sigma(ZH)$ at CEPC, the sensitivities of the current and future electroweak precision tests are also presented [152]. The $\sigma(ZH)$ measurement, with a projected precision of 0.5%, indeed provides the best sensitivity in this scenario. We thus conclude that CEPC has an excellent coverage in the full model space that gives a first order electroweak phase transition.

A more restricted scenario, in which a discrete Z_2

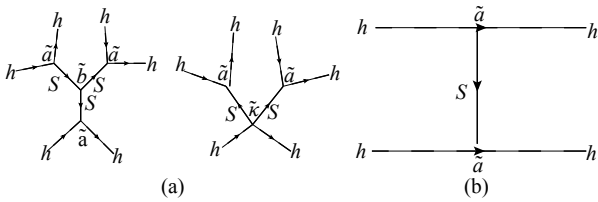


Fig. 34. (a) Induced $|H|^6$ couplings after integrating out the singlet. (b) Induced wave function renormalization of the Higgs, $|H^\dagger \partial H|^2$.

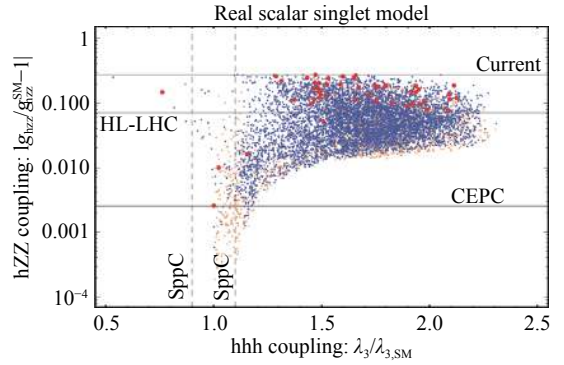


Fig. 35. (color online) The HZZ and HHH couplings in the real scalar singlet model of Eq. 25. The points in this figure represent models with a first order electroweak phase transition, and are obtained by scanning over the theory space. Points with a first order phase transition are shown in orange, points with a strongly first order phase transition are shown in blue, and points with a strongly first order phase transition that also produces detectable gravitational waves are shown in red. This figure is reproduced from Ref. [153].

symmetry is imposed on the singlet, has also been considered [147, 151]. It is significantly more difficult to achieve a first order electroweak phase transition in this scenario, since the singlet could only modify the Higgs potential at loop levels. To produce the same level of deviation in the Higgs potential, a much stronger coupling between the Higgs boson and the singlet is required, which often exceeds the limits imposed by the requirement of perturbativity. For the same reason, the expected loop induced deviation in the triple Higgs boson coupling is also generically smaller in this case, and is about 10%-15%, as shown in Fig. 37(a). Even in this difficult case, we see in Fig. 37(b) that the expected deviation of the cross section $\sigma(ZH)$ is about 0.6%. Therefore, the CEPC will see the first evidence of new physics even in this very difficult case. In the more general classes of models, the new physics which modifies the Higgs boson coupling could carry other SM gauge quantum numbers, such as electric charge and/or color. In such cases, there will be significant modifications to the Hgg and $H\gamma\gamma$ couplings. One such example is shown in Fig. 37(c), with a 6% deviation in the $H\gamma\gamma$ coupling expected in order to obtain a first order phase transition. As shown in Table 12, the combination of CEPC and HL-LHC measurements could constrain κ_γ to a precision of 1.7%, and would test this scenario with a sensitivity of more than three standard deviations.

In general, the newly discovered Higgs particle could serve as a gateway to new physics. One generic form of the Higgs boson coupling to new physics is the so-called Higgs portal, $H^\dagger H O_{\text{NP}}$, where O_{NP} is an operator composed out of new physics fields. Since $H^\dagger H$ is the lowest dimensional operator that is consistent with all the sym-

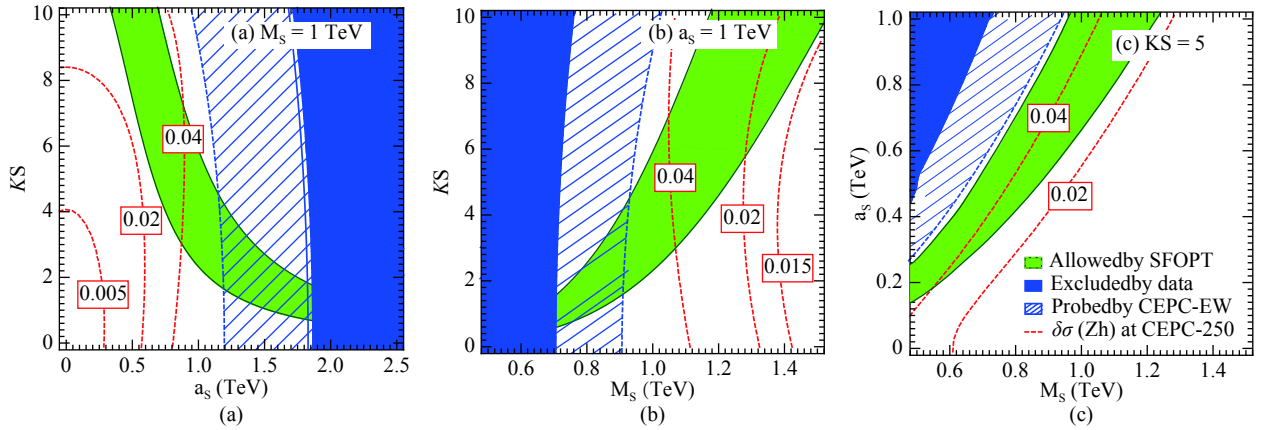


Fig. 36. (color online) The parameter space compatible with a strong first order phase transition (green region) and the deviations in $\sigma(ZH)$ (dashed red contours) in the real singlet scalar model, reproduced from Ref. [152]. The solid blue region is excluded by current EW and Higgs boson data, and the region with dashed blue lines can be probed by the CEPC Z-pole run.

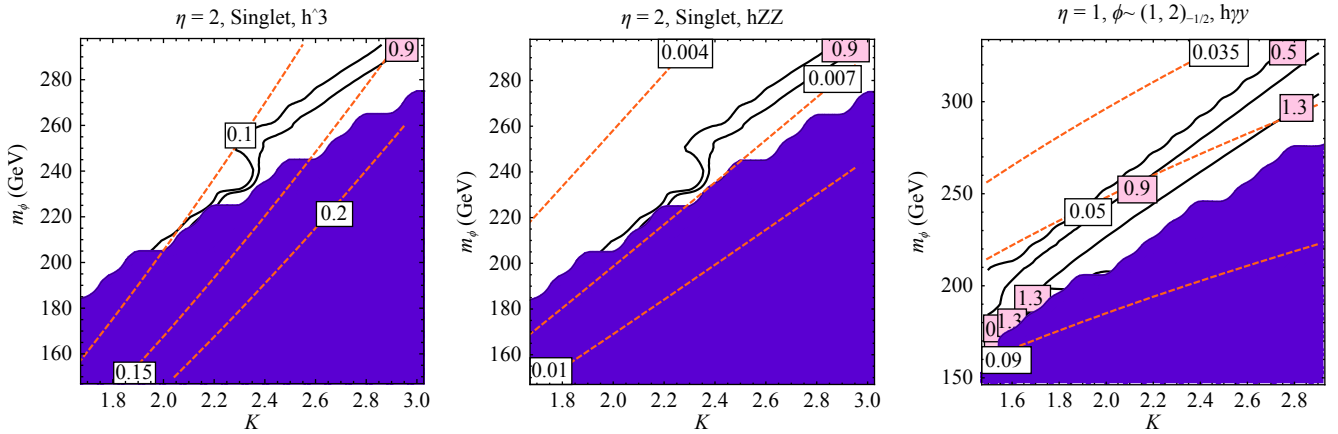


Fig. 37. (color online) Deviations in the triple Higgs, $\sigma(ZH)$ and $H\gamma\gamma$ couplings in models with Z_2 symmetry. In each plot, the dashed orange lines are contours of constant deviations in the corresponding quantity, the solid black lines are contours of constant electroweak phase transition strength parameter $\xi = v(T_c)/T_c$, where $v(T_c)$ is the Higgs VEV at temperature T_c . The shaded region is excluded for producing a color-breaking vacuum.

metries in the SM, it is easy to construct scenarios in which such Higgs portal couplings are the most relevant ones for the low energy phenomenology of new physics. The singlet extended Higgs sector and the scalar top-quark partner, discussed earlier, are special examples of this scenario. In general, the Higgs portal interactions will shift the Higgs boson couplings, and can be thoroughly tested at the CEPC. Moreover, if the new physics is lighter than $m_H/2$, the Higgs portal coupling will lead to new Higgs boson decay channels. We have already seen in Section 8.2 that the CEPC has an excellent capability of probing such exotic decays, and could cover a vast range of decay signals.

10 Conclusion

The Higgs boson is responsible for the electroweak

symmetry breaking. It is the only fundamental scalar particle in the Standard Model observed so far. The discovery of such a particle at the LHC is a major breakthrough on both theoretical and experimental fronts. However, the Standard Model is likely only an effective theory at the electroweak scale. To explore potential new physics at the electroweak scale and beyond, complementary approaches of direct searches at the energy frontier as well as precision measurements will be needed. The current LHC and the planned HL-LHC have the potential to significantly extend its new physics reach and to measure many of the Higgs boson couplings with precision of a few percent.

However, many new physics models predict Higgs boson coupling deviations at the sub-percent level, beyond those achievable at the LHC. The CEPC complements the LHC and will be able to study the properties of the Higgs boson in great detail with unprecedented preci-

sion. Therefore it is capable of unveiling the true nature of this particle. At the CEPC, most Higgs boson couplings can be measured with precision at a sub-percent level. More importantly, the CEPC will be able to measure many of the key Higgs boson properties such as the total width and decay branching ratios in a model-independent way, greatly enhancing the coverage of new physics searches. Furthermore, the clean event environment of the CEPC will allow the detailed study of known decay modes and the identification of potential unknown decay

modes that are impractical to test at the LHC.

This paper provides a snapshot of the current studies, many of which are still ongoing. More analyses are needed to fully understand the physics potential of the CEPC. Nevertheless, the results presented here have already built a strong case for the CEPC as a Higgs factory. The CEPC has the potential to characterize the Higgs boson in the same way LEP did with the Z boson, and potentially shed light on new physics.

References

- 1 ATLAS Collaboration, Phys. Lett. B, **716**: 1-29 (2012), arXiv:1207.7214[hep-ex]
- 2 CMS Collaboration, Phys. Lett. B, **716**: 30-61 (2012), arXiv:1207.7235[hep-ex]
- 3 ATLAS Collaboration, Phys. Lett. B, **726**: 88-119 (2013), arXiv:1307.1427[hep-ex]
- 4 ATLAS Collaboration, Phys. Lett. B, **726**: 120-144 (2013), arXiv:1307.1432[hep-ex]
- 5 CMS Collaboration, JHEP, **1306**: 081 (2013), arXiv:1303.4571[hep-ex]
- 6 CMS Collaboration, Nature Phys., **10**: (2014), arXiv:1401.6527[hep-ex]
- 7 CMS Collaboration, Phys. Rev. D, **92**: 012004 (2015), arXiv:1411.3441[hep-ex]
- 8 ATLAS and CMS Collaborations, JHEP, **08**: 045 (2016), arXiv:1606.02266[hep-ex]
- 9 ATLAS and CMS Collaborations, Phys. Rev. Lett., **114**: 191803 (2015), arXiv:1503.07589[hep-ex]
- 10 ATLAS Collaboration, Projections for measurements of Higgs boson signal strengths and coupling parameters with the ATLAS detector at a HL-LHC, ATL-PHYS-PUB-2014-016 (2014) <http://cds.cern.ch/record/1956710>
- 11 CMS Collaboration, Projected Performance of an Upgraded CMS Detector at the LHC and HL-LHC: Contribution to the Snowmass Process, arXiv:1307.7135[hep-ex]. <http://www.slac.stanford.edu/econf/C1307292/docs/submittedArxivFiles/1307.7135.pdf>
- 12 CEPC Study Group, CEPC Conceptual Design Report, arXiv:1809.00285[physics.acc-ph]
- 13 ILD Concept Group-Linear Collider Collaboration, The International Large Detector: Letter of Intent, arXiv:1006.3396[hep-ex]
- 14 T. Behnke, J. E. Brau, P. N. Burrows, J. Fuster, M. Peskin, et al, The International Linear Collider Technical Design Report-Volume 4: Detectors, arXiv:1306.6329[physics.ins-det]
- 15 CEPC-SPPC Study Group, CEPC-SPPC Preliminary Conceptual Design Report. 1. Physics and Detector (2015), <http://cepc.ihep.ac.cn/preCDR/volume.html>
- 16 P. Janot, Particle Flow Event Reconstruction from LEP to LHC, Presented at Excellence in Detectors and Instrumentation Technologies workshop, CERN (2011), <https://indico.cern.ch/event/96989/contribution/15>
- 17 M. Minard, Jet energy measurement with the ALEPH detector at LEP2, Presented at CALOR2002 Conference, Pasadena, California, USA (2002), <http://inspirehep.net/record/608013>
- 18 M. Thomson, Nucl. Instrum. Meth. A, **611**: 25 (2009), arXiv:0907.3577[physics.ins-det]
- 19 M. Ruan and H. Videau, Arbor, a new approach of the Particle Flow Algorithm, arXiv:1403.4784[physics.ins-det]
- 20 CMS Collaboration, Particle-Flow Event Reconstruction in CMS and Performance for Jets, Taus, and MET, CMS-PAS-PFT-09-001 (2009), <http://cds.cern.ch/record/1194487>
- 21 F. Beaudette, The CMS Particle Flow Algorithm, pp. 295-304. Proceedings, International Conference on Calorimetry for the High Energy Frontier (CHEF 2013): Paris, France, April 22-25, 2013, arXiv:1401.8155[hep-ex]
- 22 P. Mora de Freitas and H. Videau, Detector simulation with MOKKA/GEANT4: Present and future, Presented at the International Workshop on physics and experiments with future electron-positron linear colliders, Jeju Island, Korea (2002), <http://inspirehep.net/record/609687>
- 23 S. Agostinelli et al, Nucl. Instrum. Meth. A, **506**: 250 (2003)
- 24 M. Ruan et al, Eur. Phys. J. C, **78**: 426 (2018)
- 25 H. Zhao, Y.-F. Zhu, C.-D. Fu, D. Yu, and M.-Q. Ruan, The Higgs Signatures at the CEPC CDR Baseline, arXiv:1806.04992[hep-ex]
- 26 D. Yu, M. Ruan, V. Boudry, and H. Videau, Eur. Phys. J. C, **77**: 591 (2017), arXiv:1701.07542[physics.ins-det]
- 27 S. Catani, Y. L. Dokshitzer, M. Olsson, G. Turnock, and B. Webber, Phys. Lett. B, **269**: 432 (1991)
- 28 ATLAS Collaboration, Eur. Phys. J. C, **73**: 2306 (2013), arXiv:1210.6210[hep-ex]
- 29 CMS Collaboration, JINST, **12**: P02014 (2017), arXiv:1607.03663[hep-ex]
- 30 T. Tanabe and T. Suehara, LCFIPlus, Presented at ILD workshop at Kyushu University (2012), <https://agenda.linearcollider.org/event/5496/session/1/contribution/16>
- 31 LHC Higgs Cross Section Working Group, Handbook of LHC Higgs Cross Sections: 1. Inclusive Observables, arXiv:1101.0593[hep-ph]
- 32 LHC Higgs Cross Section Working Group, Handbook of LHC Higgs Cross Sections: 2. Differential Distributions, arXiv:1201.3084[hep-ph]
- 33 LHC Higgs Cross Section Working Group, Handbook of LHC Higgs Cross Sections: 3. Higgs Properties, arXiv:1307.1347[hep-ph]
- 34 W. Kilian, T. Ohl, and J. Reuter, Eur. Phys. J. C, **71**: 1742 (2011), arXiv:0708.4233[hep-ph]
- 35 C. M. Carloni Calame, G. Montagna, O. Nicrosini, and F. Piccinini, Nucl. Phys. Proc. Suppl., **131**: 48-55 (2004), arXiv:hep-ph/0312014
- 36 S. Aplin, J. Engels, and F. Gaede, A production system for massive data processing in ILCSOFT, <http://inspirehep.net/record/889841>
- 37 D. Asner, T. Barklow, C. Calancha, K. Fujii, N. Graf, et al., ILC Higgs White Paper, arXiv:1310.0763[hep-ph].
- 38 Y. Haddad, Feasibility of a minimum bias analysis of $e^+e^- \rightarrow ZH \rightarrow q+X$ at a 250 GeV ILC, 010201-44 Chinese Physics C, to be publishing, arXiv:1404.3164[hep-ph]
- 39 M. Oreglia, A Study of the Reactions $\psi' \rightarrow \gamma\gamma\psi$, SLAC-R-0236(1980), <http://www.slac.stanford.edu/cgi-wrap/getdoc/slac-r-236.pdf>
- 40 ATLAS Collaboration, Submitted to: Phys. Lett. B, (2018), arXiv:1808.08238[hep-ex]

- 41 CMS Collaboration, Submitted to: *Phys. Rev. Lett.*, (2018), arXiv:1808.08242[hep-ex]
- 42 R. E. Shrock and M. Suzuki, *Phys. Lett. B*, **110**: 250 (1982)
- 43 K. Griest and H. E. Haber, *Phys. Rev. D*, **37**: 719 (1988)
- 44 C. Englert, T. Plehn, D. Zerwas, and P. M. Zerwas, *Phys. Lett. B*, **703**: 298-305 (2011), arXiv:1106.3097[hep-ph]
- 45 C. Bonilla, J. W. F. Valle, and J. C. Romo, *Phys. Rev. D*, **91**: 113015 (2015), arXiv:1502.01649[hep-ph]
- 46 ALEPH, *Phys. Rept.*, **532**: 119 (2013), arXiv:1302.3415[hep-ex]
- 47 S. Dawson, A. Gritsan, H. Logan, J. Qian, C. Tully et al, Working Group Report: Higgs Boson, arXiv:1310.8361[hep-ex]
- 48 LHC Higgs Cross Section Working Group, Handbook of LHC Higgs Cross Sections: 4. Deciphering the Nature of the Higgs Sector, arXiv:1610.07922[hep-ph]
- 49 T. Han, Z. Liu, and J. Sayre, *Phys. Rev. D*, **89**: 113006 (2014), arXiv:1311.7155[hep-ph]
- 50 M. E. Peskin, Estimation of LHC and ILC Capabilities for Precision Higgs Boson Coupling Measurements, arXiv:1312.4974[hep-ph]
- 51 P. P. Giardino, K. Kannike, I. Masina, M. Raidal, and A. Strumia, *JHEP*, **05**: 046 (2014), arXiv:1303.3570[hep-ph]
- 52 G. Belanger, B. Dumont, U. Ellwanger, J. F. Gunion, and S. Kraml, *Phys. Rev. D*, **88**: 075008 (2013), arXiv:1306.2941[hep-ph]
- 53 P. Bechtle, S. Heinemeyer, O. Stal, T. Stefaniak, and G. Weiglein, *JHEP*, **11**: 039 (2014), arXiv:1403.1582[hep-ph]
- 54 K. Cheung, J. S. Lee, and P.-Y. Tseng, *Phys. Rev. D*, **90**: 095009 (2014), arXiv:1407.8236[hep-ph]
- 55 S. Fichtel and G. Moreau, *Nucl. Phys. B*, **905**: 391-446 (2016), arXiv:1509.00472[hep-ph]
- 56 R. Lafaye, T. Plehn, M. Rauch, and D. Zerwas, *Phys. Rev. D*, **96**(no. 7): 075044 (2017), arXiv:1706.02174[hep-ph]
- 57 V. Barger, T. Han, P. Langacker, B. McElrath, and P. Zerwas, *Phys. Rev. D*, **67**: 115001 (2003), arXiv:hep-ph/0301097
- 58 T. Corbett, O. J. P. Eboli, J. Gonzalez-Fraile, and M. C. Gonzalez-Garcia, *Phys. Rev. D*, **87**: 015022 (2013), arXiv:1211.4580[hep-ph]
- 59 J. Elias-Miro, J. R. Espinosa, E. Masso, and A. Pomarol, *JHEP*, **11**: 066 (2013), arXiv:1308.1879[hep-ph]
- 60 A. Pomarol and F. Riva, *JHEP*, **01**: 151 (2014), arXiv:1308.2803[hep-ph]
- 61 G. Amar, S. Banerjee, S. von Buddenbrock, A. S. Cornell, T. Mandal, B. Mellado, and B. Mukhopadhyaya, *JHEP*, **02**: 128 (2015), arXiv:1405.3957[hep-ph]
- 62 J. Ellis, V. Sanz, and T. You, *JHEP*, **03**: 157 (2015), arXiv:1410.7703[hep-ph]
- 63 A. Falkowski, *Pramana*, **87**: 39 (2016), arXiv:1505.00046[hep-ph]
- 64 A. Butter, O. J. P. Eboli, J. Gonzalez-Fraile, M. C. Gonzalez-Garcia, T. Plehn, and M. Rauch, *JHEP*, **07**: 152 (2016), arXiv:1604.03105[hep-ph]
- 65 N. Craig, M. Farina, M. McCullough, and M. Perelstein, *JHEP*, **03**: 146 (2015), arXiv:1411.0676[hep-ph]
- 66 M. Beneke, D. Boito, and Y.-M. Wang, *JHEP*, **11**: 028 (2014), arXiv:1406.1361[hep-ph]
- 67 N. Craig, J. Gu, Z. Liu, and K. Wang, *JHEP*, **03**: 050 (2016), arXiv:1512.06877[hep-ph]
- 68 J. Ellis and T. You, *JHEP*, **03**: 089 (2016), arXiv:1510.04561[hep-ph]
- 69 S.-F. Ge, H.-J. He, and R.-Q. Xiao, *JHEP*, **10**: 007 (2016), arXiv:1603.03385[hep-ph]
- 70 J. Ellis, P. Roloff, V. Sanz, and T. You, Dimension-6 Operator Analysis of the CLIC Sensitivity to New Physics, arXiv:1701.04804[hep-ph]
- 71 G. Durieux, C. Grojean, J. Gu, and K. Wang, *JHEP*, **09**: 014 (2017), arXiv:1704.02333[hep-ph]
- 72 T. Barklow, K. Fujii, S. Jung, R. Karl, J. List, T. Ogawa, M. E. Peskin, and J. Tian, *Phys. Rev. D*, **97**(no. 5): 053003 (2018), arXiv:1708.08912[hep-ph]
- 73 T. Barklow, K. Fujii, S. Jung, M. E. Peskin, and J. Tian, *Phys. Rev. D*, **97**(no. 5): 053004 (2018), arXiv:1708.09079[hep-ph]
- 74 S. Di Vita, G. Durieux, C. Grojean, J. Gu, Z. Liu, G. Panico, M. Riembau, and T. Vantalón, *JHEP*, **02**: 178 (2018), arXiv:1711.03978[hep-ph]
- 75 W. H. Chiu, S. C. Leung, T. Liu, K.-F. Lyu, and L.-T. Wang, *JHEP*, **05**: 081 (2018), arXiv:1711.04046[hep-ph]
- 76 J. Ellis, C. W. Murphy, V. Sanz, and T. You, *JHEP*, **06**: 146 (2018), arXiv:1803.03252[hep-ph]
- 77 G. Durieux, J. Gu, E. Vryonidou, and C. Zhang, *Chin. Phys. C*, **42**(no. 12): 123107 (2018), arXiv:1809.03520[hep-ph]
- 78 J. Gao, *JHEP*, **01**: 038 (2018), arXiv:1608.01746[hep-ph]
- 79 LHC Higgs Cross Section Working Group, LHC HXSWG interim recommendations to explore the coupling structure of a Higgs-like particle, Chinese Physics C, to be publishing, arXiv:1209.0040[hep-ph]
- 80 CMS Collaboration, *Phys. Rev. Lett.*, **120**: 231801 (2018), arXiv:1804.02610[hep-ex]
- 81 ATLAS Collaboration, *Phys. Lett. B*, **784**: 173-191 (2018), arXiv:1806.00425[hep-ex]
- 82 A. Banfi, A. Martin, and V. Sanz, *JHEP*, **1408**: 053 (2014), arXiv:1308.4771[hep-ph]
- 83 A. Azatov and A. Paul, *JHEP*, **1401**: 014 (2014), arXiv:1309.5273[hep-ph]
- 84 C. Grojean, E. Salvioni, M. Schlaffer, and A. Weiler, *JHEP*, **1405**: 022 (2014), arXiv:1312.3317[hep-ph]
- 85 M. Buschmann, C. Englert, D. Goncalves, T. Plehn, and M. Spannowsky, *Phys. Rev. D*, **90**: 013010 (2014), arXiv:1405.7651[hep-ph]
- 86 J. Ellis, V. Sanz, and T. You, *JHEP*, **1407**: 036 (2014), arXiv:1404.3667[hep-ph]
- 87 M. Klute, R. Lafaye, T. Plehn, M. Rauch, and D. Zerwas, *Europhys. Lett.*, **101**: 51001 (2013), arXiv:1301.1322[hep-ph]
- 88 K. Fujii et al, Physics Case for the 250 GeV Stage of the International Linear Collider, arXiv:1710.07621[hep-ex]
- 89 Q.-F. Sun, F. Feng, Y. Jia, and W.-L. Sang, *Phys. Rev. D*, **96**(no. 5): 051301 (2017), arXiv:1609.03995[hep-ph]
- 90 Y. Gong, Z. Li, X. Xu, L. L. Yang, and X. Zhao, *Phys. Rev. D*, **95**(no. 9): 093003 (2017), arXiv:1609.03955[hep-ph]
- 91 G. P. Lepage, P. B. Mackenzie, and M. E. Peskin, Expected Precision of Higgs Boson Partial Widths within the Standard Model, arXiv:1404.0319[hep-ph]
- 92 A. Denner, S. Heinemeyer, I. Puljak, D. Reubuzzi, and M. Spira, *Eur. Phys. J. C*, **71**: 1753 (2011), arXiv:1107.5909[hep-ph]
- 93 L. G. Almeida, S. J. Lee, S. Pokorski, and J. D. Wells, *Phys. Rev. D*, **89**: 033006 (2014), arXiv:1311.6721[hep-ph]
- 94 C. Bernaciak, T. Plehn, P. Schichtel, and J. Tattersall, *Phys. Rev. D*, **91**: 035024 (2015), arXiv:1411.7699[hep-ph]
- 95 S. M. Barr and A. Zee, *Phys. Rev. Lett.*, **65**: 21-24 (1990)
- 96 J. Fan and M. Reece, *JHEP*, **06**: 004 (2013), arXiv:1301.2597[hep-ph]
- 97 ACME Collaboration, *Science*, **343**: 269-272 (2014), arXiv:1310.7534[physics.atom-ph]
- 98 Y. T. Chien, V. Cirigliano, W. Dekens, J. de Vries, and E. Mereghetti, *JHEP*, **02**: 011 (2016), arXiv:1510.00725[hep-ph]
- 99 R. Harnik, A. Martin, T. Okui, R. Primulando, and F. Yu, *Phys. Rev. D*, **88**: 076009 (2013), arXiv:1308.1094[hep-ph]
- 100 K. Hagiwara, S. Ishihara, R. Szalapski, and D. Zeppenfeld, *Phys. Rev. D*, **48**: 2182-2203 (1993)
- 101 G. Gounaris et al, Triple gauge boson couplings, arXiv:hep-ph/9601233[hep-ph]
- 102 L. Bian, J. Shu, and Y. Zhang, *JHEP*, **09**: 206 (2015), arXiv:1507.02238[hep-ph]
- 103 A. Falkowski, Higgs Basis: Proposal for an EFT basis choice for LHC HXSWG, LHCHXSWG-INT-2015-001(March, 2015), <https://cds.cern.ch/record/2001958>
- 104 ATLAS Collaboration, Projections for measurements of Higgs boson cross sections, branching ratios and coupling parameters with the ATLAS detector at a HL-LHC, ATL-PHYS-PUB-

- 2013-014(2013). <https://cds.cern.ch/record/1611186>
- 105 ATLAS Collaboration, HL-LHC projections for signal and background yield measurements of the $H \rightarrow \gamma\gamma$ when the Higgs boson is produced in association with t quarks, W or Z bosons, ATL-PHYS-PUB-2014-012(2014). <https://cds.cern.ch/record/1741011>
- 106 ATLAS Collaboration, Update of the prospects for the $H \rightarrow Z\gamma$ search at the High-Luminosity LHC, ATL-PHYS-PUB-2014-006(2014). <https://cds.cern.ch/record/1703276>
- 107 ATLAS Collaboration, Prospects for the study of the Higgs boson in the $VH(bb)$ channel at HL-LHC, ATL-PHYS-PUB-2014-011(2014). <https://cds.cern.ch/record/1740962>
- 108 ATLAS Collaboration, Studies of the VBF $H \rightarrow \tau\tau_{\text{had}}$ analysis at High Luminosity LHC conditions, ATL-PHYS-PUB-2014-018(2014). <https://cds.cern.ch/record/1956732>
- 109 A. Falkowski, M. Gonzalez-Alonso, A. Greljo, and D. Marzocca, *Phys. Rev. Lett.*, **116**: 011801 (2016), arXiv:1508.00581[hep-ph]
- 110 R. Contino, A. Falkowski, F. Goertz, C. Grojean, and F. Riva, *JHEP*, **07**: 144 (2016), arXiv:1604.06444[hep-ph]
- 111 A. Falkowski, M. Gonzalez-Alonso, A. Greljo, D. Marzocca, and M. Son, *JHEP*, **02**: 115 (2017), arXiv:1609.06312[hep-ph]
- 112 Z. Zhang, *Phys. Rev. Lett.*, **118**: 011803 (2017), arXiv:1610.01618[hep-ph]
- 113 ATLAS Collaboration, Search for the Standard Model Higgs and Z Boson decays to $J/\psi \gamma$: HL-LHC projections, ATL-PHYS-PUB-2015-043(2015). <http://cds.cern.ch/record/2054550>
- 114 G. T. Bodwin, F. Petriello, S. Stoynev, and M. Velasco, *Phys. Rev. D*, **88**: 053003 (2013), arXiv:1306.5770[hep-ph]
- 115 G. Perez, Y. Soreq, E. Stamou, and K. Tobioka, *Phys. Rev. D*, **92**: 033016 (2015), arXiv:1503.00290[hep-ph]
- 116 I. Brivio, F. Goertz, and G. Isidori, *Phys. Rev. Lett.*, **115**: 211801 (2015), arXiv:1507.02916[hep-ph]
- 117 F. Bishara, U. Haisch, P. F. Monni, and E. Re, Constraining Light-Quark Yukawa Couplings from Higgs Distributions, arXiv:1606.09253[hep-ph]
- 118 L. M. Carpenter, T. Han, K. Hendricks, Z. Qian, and N. Zhou, *Phys. Rev. D*, **95**: 053003 (2017), arXiv:1611.05463[hep-ph]
- 119 ATLAS Collaboration, Study of the double Higgs production channel $H(\rightarrow b)H(\rightarrow \gamma\gamma)$ with the ATLAS experiment at the HL-LHC, ATL-PHYS-PUB-2017-001, CERN, Geneva, 010201-46 Chinese Physics C, 010201 Jan, 2017. <https://cds.cern.ch/record/2243387>
- 120 R. Contino et al, CERN Yellow Report,255-440 (2017), arXiv:1606.09408[hep-ph]
- 121 M. McCullough, *Phys. Rev. D*, **90**: 015001 (2014), arXiv:1312.3322[hep-ph]
- 122 S. Di Vita, C. Grojean, G. Panico, M. Riembau, and T. Vantalon, *JHEP*, **09**: 069 (2017), arXiv:1704.01953[hep-ph]
- 123 A. Azatov, R. Contino, G. Panico, and M. Son, *Phys. Rev. D*, **92**: 035001 (2015), arXiv:1502.00539[hep-ph]
- 124 Z. Liu, I. Low, and L.-T. Wang, Higgs-Top Interactions at Future Circular e^+e^- Colliders, arXiv:2018.nnnn
- 125 G. Li, H.-R. Wang, and S.-h. Zhu, Probing CP-violating ht coupling in $e^+e^- \rightarrow h\gamma$, arXiv:1506.06453[hep-ph]
- 126 E. Vryonidou and C. Zhang, Dimension-six electroweak top-loop effects in Higgs production and decay, arXiv:1804.09766[hep-ph]
- 127 G. Durieux, M. Perello, M. Vos, and C. Zhang, *JHEP*, **10**: 168 (2018), arXiv:1807.02121[hep-ph]
- 128 S. Boselli, R. Hunter, and A. Mitov, Prospects for the determination of the top-quark Yukawa coupling at future e^+e^- colliders, arXiv:1805.12027[hep-ph]
- 129 J. A. Aguilar-Saavedra, *Nucl. Phys. B*, **812**: 181-204 (2009), arXiv:0811.3842[hep-ph]
- 130 J. A. Aguilar-Saavedra, *Nucl. Phys. B*, **821**: 215-227 (2009), arXiv:0904.2387[hep-ph]
- 131 Y. Gao, A. V. Gritsan, Z. Guo, K. Melnikov, M. Schulze, and N. V. Tran, *Phys. Rev. D*, **81**: 075022 (2010), arXiv:1001.3396[hep-ph]
- 132 S. Bolognesi, Y. Gao, A. V. Gritsan, K. Melnikov, M. Schulze, N. V. Tran, and A. Whitbeck, *Phys. Rev. D*, **86**: 095031 (2012), arXiv:1208.4018[hep-ph]
- 133 I. Anderson, et al, *Phys. Rev. D*, **89**: 035007 (2014), arXiv:1309.4819[hep-ph]
- 134 J. Alwall, P. Demin, S. de Visscher, R. Frederix, M. Herquet, F. Maltoni, T. Plehn, D. L. Rainwater, and T. Stelzer, *JHEP*, **09**: 028 (2007), arXiv:0706.2334[hep-ph]
- 135 D. Curtin, R. Essig, S. Gori, P. Jaiswal, A. Katz, et al, *Phys. Rev. D*, **90**: 075004 (2014), arXiv:1312.4992[hep-ph]
- 136 Z. Liu, L.-T. Wang, and H. Zhang, Exotic decays of the 125 GeV Higgs boson at future e^+e^- lepton colliders, arXiv:1612.09284[hep-ph]
- 137 J. Liu, Z. Liu, and L.-T. Wang, Long-lived particles at the LHC: catching them in time, arXiv:1805.05957[hep-ph]
- 138 A. Thamm, R. Torre, and A. Wulzer, *JHEP*, **07**: 100 (2015), arXiv:1502.01701[hep-ph]
- 139 J. Gu, H. Li, Z. Liu, S. Su, and W. Su, *JHEP*, **12**: 153 (2017), arXiv:1709.06103[hep-ph]
- 140 J. Fan, M. Reece, and L.-T. Wang, Precision Natural SUSY at CEPC, FCC-ee, and ILC, arXiv:1412.3107[hep-ph]
- 141 R. Essig, P. Meade, H. Ramani, and Y.-M. Zhong, *JHEP*, **09**: 085 (2017), arXiv:1707.03399[hep-ph]
- 142 Z. Chacko, H.-S. Goh, and R. Harnik, *Phys. Rev. Lett.*, **96**: 231802 (2006), arXiv:hep-ph/0506256
- 143 G. Burdman, Z. Chacko, H.-S. Goh, and R. Harnik, *JHEP*, **02**: 009 (2007), arXiv:hep-ph/0609152
- 144 N. Craig, C. Englert, and M. McCullough, *Phys. Rev. Lett.*, **111**: 121803 (2013), arXiv:1305.5251[hep-ph]
- 145 K. Kajantie, M. Laine, K. Rummukainen, and M. E. Shaposhnikov, *Phys. Rev. Lett.*, **77**: 2887-2890 (1996), arXiv:hep-ph/9605288
- 146 S. Profumo, M. J. Ramsey-Musolf, C. L. Wainwright, and P. Winslow, *Phys. Rev. D*, **91**: 035018 (2015), arXiv:1407.5342[hep-ph]
- 147 A. Katz and M. Perelstein, *JHEP*, **07**: 108 (2014), arXiv:1401.1827[hep-ph]
- 148 A. Noble and M. Perelstein, *Phys. Rev. D*, **78**: 063518 (2008), arXiv:0711.3018[hep-ph]
- 149 B. Henning, X. Lu, and H. Murayama, What do precision Higgs measurements buy us?, arXiv:1404.1058[hep-ph]
- 150 S. Profumo, M. J. Ramsey-Musolf, and G. Shaughnessy, *JHEP*, **08**: 010 (2007), arXiv:0705.2425[hep-ph]
- 151 D. Curtin, P. Meade, and C.-T. Yu, *JHEP*, **11**: 127 (2014), arXiv:1409.0005[hep-ph]
- 152 Q.-H. Cao, F. P. Huang, K.-P. Xie, and X. Zhang, *Chin. Phys. C*, **42**: 023103 (2018), arXiv:1708.04737[hep-ph]
- 153 P. Huang, A. J. Long, and L.-T. Wang, *Phys. Rev. D*, **94**: 075008 (2016), arXiv:1608.06619[hep-ph]